



CALIFORNIA DEPARTMENT OF FOOD AND AGRICULTURE

OFFICIAL NOTICE FOR THE CITY OF FALLBROOK, SAN DIEGO COUNTY PLEASE READ IMMEDIATELY

NOTICE OF TREATMENT FOR THE ASIAN CITRUS PSYLLID

On December 21, 2020, the California Department of Food and Agriculture (CDFA) confirmed the presence of the causative bacterial agent of the citrus disease huanglongbing (HLB) in insect vectors collected in the city of Fallbrook, San Diego County. HLB is a devastating disease of citrus and is spread through feeding action by populations of the Asian citrus psyllid (ACP), *Diaphorina citri* Kuwayama. In order to determine the extent of the infestation, and to define an appropriate response area, additional surveys took place for several days over a 250-meter radius area, centered on the detection sites. Based on the results of the surveys, implementation of the CDFA's current ACP and HLB response strategies, which include treatment for ACP, are necessary for eradication and control.

A Program Environmental Impact Report (PEIR) has been certified which analyzes the ACP and HLB treatment program in accordance with Public Resources Code, section 21000 et seq. The PEIR is available at <http://www.cdfa.ca.gov/plant/peir/>. The treatment activities described below are consistent with the PEIR.

In accordance with integrated pest management principles, CDFA has evaluated possible treatment methods and determined that there are no physical, cultural or biological control methods available to control ACP in this area. The Notice of Treatment is valid until December 21, 2021, which is the amount of time necessary to determine that the treatment was successful.

The treatment plan for the ACP infestation will be implemented within a 250-meter radius of each detection site, as follows:

- Tempo® SC Ultra (cyfluthrin), a contact insecticide for controlling the adults and nymphs of ACP, will be applied from the ground using hydraulic spray equipment to the foliage of host plants; and
- Merit® 2F or CoreTect™ (imidacloprid), a systemic insecticide for controlling the immature life stages of ACP, will be applied to the soil underneath host plants. Merit® 2F is applied from the ground using hydraulic spray equipment. CoreTect™, which is used in place of Merit® 2F in situations where there are environmental concerns about soil surface runoff of liquid Merit® 2F, is applied by inserting tablets into the ground and watering the soil beneath the host plants.

Public Notification:

Residents of affected properties shall be invited to a public meeting or contacted directly by CDFA staff. Consultation with the California Department of Pesticide Regulation, the Office of Environmental Health Hazard Assessment, and the county agricultural commissioner's office will be provided at the public meeting or upon request to address residents' questions and concerns.

Residents are notified in writing at least 48 hours in advance of any treatment in accordance

Asian Citrus Psyllid
Official Notice
Program SM-1959
Page 2

with the Food and Agricultural Code sections 5771-5779 and 5421-5436.

Following the treatment, completion notices are left with the residents detailing precautions to take and post-harvest intervals applicable to the citrus fruit on the property.

Treatment information is posted at http://cdfa.ca.gov/plant/acp/treatment_maps.html. Press releases, if issued, are prepared by the CDFA information officer and the county agricultural commissioner, in close coordination with the program leader responsible for treatment. Either the county agricultural commissioner or the public information officer serves as the primary contact to the media.

Information concerning the HLB/ACP program shall be conveyed directly to local and State political representatives and authorities via letters, emails, and/or faxes.

For any questions related to this program, please contact the CDFA toll-free telephone number at 800-491-1899 for assistance. This telephone number is also listed on all treatment notices.

Enclosed are the findings regarding the treatment plan, a November 22, 2017 University of California and United States Department of Agriculture briefing paper on the increasing detection rate of ACP/HLB, maps of the treatment area, work plan, integrated pest management analysis of alternative treatment methods, and a pest profile.

Attachments

**FINDINGS REGARDING A TREATMENT PLAN FOR
THE ASIAN CITRUS PSYLLID
San Diego County
Program SM-1959**

On December 21, 2020, the California Department of Food and Agriculture (CDFA) confirmed the presence of the causative bacterial agent of the citrus disease huanglongbing (HLB) in insect vectors collected in the city of Fallbrook, San Diego County. HLB is a devastating disease of citrus and is spread through feeding action by populations of the Asian citrus psyllid (ACP), *Diaphorina citri* Kuwayama.

Additional surveys were conducted by CDFA in order to determine the extent of the infestation in the city of Fallbrook, San Diego County and to define an appropriate response area. Each survey took place for several days over a 250-meter radius area, centered on the following detection: December 21, 2020, Fallbrook. Based on these surveys, pest biology, findings and recommendations from California's HLB Task Force, the Primary State Entomologist, the Primary State Plant Pathologist, United States Department of Agriculture (USDA) experts on HLB and ACP, county agricultural commissioner representatives who are knowledgeable on HLB and ACP, and experience gained from USDA's control efforts in the southeastern United States, I have determined that an infestation of HLB exists and it poses a statewide imminent danger to the environment and economy.

The results of the additional surveys also indicated that the local infestation is amenable to CDFA's ACP and HLB emergency response strategies, which include chemical control treatment. This option was selected based upon minimal impacts to the natural environment, biological effectiveness, minimal public intrusiveness, and cost.

HLB is considered one of the most devastating diseases of citrus in the world. The bacterium that causes the disease, *Candidatus Liberibacter asiaticus*, blocks the flow of nutrients within the tree and causes the tree to starve to death within two to five years of infection. There is no cure. Symptoms of HLB include yellow shoots with mottling and chlorosis of the leaves, misshapen fruit, fruit that does not fully color, and fruit that has a very bitter taste, which makes it inedible for human consumption. These symptoms often do not appear until two years after infection, making this particular disease difficult to contain and suppress. These undesirable symptoms of HLB-infected trees result in the trees' loss of commercial and aesthetic value while at the same time such trees are hosts for spreading HLB.

ACP is an insect pest that is native to Asia. It has appeared in Central and South America. In the United States, ACP has been found in Alabama, Arizona, Florida, Georgia, Hawaii, Louisiana, Mississippi, South Carolina, and Texas. In California, ACP has been found in twenty-eight counties.

ACP feeds on members of the plant family Rutaceae, primarily on *Citrus* and *Murraya* species, but is also known to attack several other genera, including over forty species of plant that act as hosts and possible carriers. The most serious damage to the environment and property caused by ACP – the death and loss in value of host plants – is due to its vectoring HLB. In addition, the psyllids also cause injury to their host plants via the withdrawal of large amounts of sap as they feed and via the production of large amounts of honeydew, which coats the leaves of the tree and encourages the growth of sooty mold. Sooty mold blocks sunlight from reaching the leaves.

These pests present a significant and imminent threat to the natural environment, agriculture, and economy of California. For example, HLB would have severe consequences to both the citrus industry and to the urban landscape via the decline and the death of citrus trees. California is the top citrus-producing state in the U.S., with total production valued at over \$2.2 billion. Recent studies in Florida

have shown that the presence of HLB increases citrus production costs by up to 40 percent and has resulted in a loss of over \$7 billion and 6,600 jobs.

Additionally, if unabated, the establishment of HLB in California would harm the natural environment as commercial and residential citrus growers would be forced to increase pesticide use. And, the establishment of HLB could lead to enforcement of quarantine restrictions by the USDA and our international trading partners. Such restrictions would jeopardize California's citrus exports, which are valued at over \$800 million per year.

The causative bacteria of HLB was first detected in Los Angeles in 2012. It has subsequently been detected in Orange, Riverside, San Bernardino, and San Diego counties. Prior to November 2017, the level of HLB risk in California was thought to be relatively stable. However, on November 22, 2017, the University of California and the United States Department of Agriculture released a briefing paper that indicates, beginning in June 2017, a sharp increase in HLB and HLB-positive ACP detections, cities containing HLB, and ACP nymphs. With the release of the November 22, 2017 briefing paper, the Department became aware of the exponential intensification of the HLB epidemic, as demonstrated by the indicators contained in the paper.

Infected trees are destroyed as soon as they are discovered. However, due to the length of time it takes for symptoms to appear on infected trees, new infestations continue to be discovered. If the current infestation is not abated immediately, ACP will likely become established in neighboring counties and could pave the way for a statewide HLB infestation.

CDFA has evaluated possible treatment methods in accordance with integrated pest management (IPM) principles. As part of these principles, I have considered the following treatments for control of ACP: 1) physical controls; 2) cultural controls; 3) biological controls; and 4) chemical controls. Upon careful evaluation of each these options, I have determined that it is necessary to address the imminent threat posed by HLB using currently available technology in a manner that is recommended by the HLB Task Force.

Based upon input from the HLB Task Force, the Primary State Entomologist, the Primary State Plant Pathologist, USDA experts on HLB and ACP, and county agricultural commissioner representatives who are knowledgeable on ACP and HLB, I find there are no physical, cultural or biological control methods that are both effective against ACP and allow CDFA to meet its statutory obligations, and therefore it is necessary to conduct chemical treatments to abate this threat. As a result, I am ordering insecticide treatments for ACP using ground-based equipment within a 250-meter radius around each HLB detection site and any subsequent sites.

A Program Environmental Impact Report (PEIR) has been prepared which analyzes the ACP and HLB treatment program in accordance with Public Resources Code (PRC), section 21000 et seq. The PEIR was certified in December 2014 and is available at <http://www.cdfa.ca.gov/plant/peir/>. The PEIR addresses the treatment of the ACP and HLB at the program level and provides guidance on future actions against ACP and HLB. It identifies feasible alternatives and possible mitigation measures to be implemented for individual ACP and HLB treatment activities. The ACP and HLB program has incorporated the mitigation measures and integrated pest management techniques as described in the PEIR. In accordance with PRC section 21105, this PEIR has been filed with the appropriate local planning agency of all affected cities and counties. No local conditions have been detected which would justify or necessitate preparation of a site-specific plan.

Sensitive Areas

CDFA has consulted with the California Department of Fish and Wildlife's California Natural Diversity Database for threatened or endangered species, the United States Fish and Wildlife Service, the National Marine Fisheries Service and the California Department of Fish and Wildlife when rare and endangered species are located within the treatment area. Mitigation measures for rare and endangered species will be implemented as needed. The CDFA shall not apply pesticides to bodies of water or undeveloped areas of native vegetation. All treatment shall be applied to residential properties, common areas within residential development, non-agricultural commercial properties, and rights-of-way.

Work Plan

The proposed treatment area encompasses those portions of San Diego County which fall within a 250-meter radius area around the properties on which the causative agent of HLB has been detected, and any subsequent detection sites within the proposed treatment boundaries. The Notice of Treatment is valid until December 21, 2021, which is the amount of time necessary to determine that the treatment was successful. Maps of the treatment boundaries are attached. The work plan consists of the following elements:

1. ACP Monitoring. Visual surveys within a 250-meter radius around each HLB detection site will be conducted to monitor post-treatment ACP populations.
2. ACP and HLB Visual Survey. All host plants will be inspected for ACP and for HLB symptoms within a 250-meter radius around each HLB detection site, at least twice a year. ACP and host plant tissue will be collected and forwarded to a USDA accredited laboratory for identification and analysis.
3. HLB Disease Testing. All host tree tissues, and ACP life stages shall be tested for the presence of HLB.
4. Treatment. All properties with host plants within a 250-meter radius around each HLB detection site shall be treated according to the following protocol to control ACP:
 - a. Tempo® SC Ultra, containing the contact pyrethroid insecticide cyfluthrin, shall be applied by ground-based hydraulic spray equipment to the foliage of host plants for controlling the adults and nymphs of ACP. Treatment may be reapplied up to three times annually if additional ACP are detected.
 - b. Either Merit® 2F or CoreTect™, containing the systemic insecticide imidacloprid, will be applied to the root zone beneath host plants for controlling developing nymphs and providing long term protection against reinfestation. Merit® 2F is applied as a soil drench, while CoreTect™ tablets are inserted two to five inches below the soil surface and watered in to initiate tablet dissolution. CoreTect™ is used in place of Merit® 2F in situations where there are environmental concerns about soil surface runoff of the liquid Merit® 2F formulation, such as host plants growing next to ponds and other environmentally sensitive areas. Treatment may be re-applied once annually if additional ACPs are detected.

Public Information

Residents of affected properties shall be invited to a public meeting or contacted directly by CDFA staff. Consultation with the California Department of Pesticide Regulation, the Office of Environmental Health Hazard Assessment, and the county agricultural commissioner's office will be provided at the public meeting or upon request to address residents' questions and concerns.

Residents shall be notified in writing at least 48 hours in advance of any treatment in accordance with the Food and Agricultural Code (FAC), sections 5771-5779 and 5421-5436.

After treatment, completion notices are left with the residents detailing precautions to take and post-harvest intervals applicable to the citrus fruit. Treatment information is posted at http://cdfa.ca.gov/plant/acp/treatment_maps.html.

For any questions related to this program, please contact the CDFA toll-free telephone number at 800-491-1899 for assistance. This telephone number is also listed on all treatment notices. Treatment information is posted at http://cdfa.ca.gov/plant/acp/treatment_maps.html.

Press releases, if issued, are prepared by the CDFA information officer and the county agricultural commissioner, in close coordination with the program leader responsible for treatment. Either the county agricultural commissioner or the public information officer serves as the primary contact to the media.

Information concerning the HLB/ACP program will be conveyed directly to local and State political representatives and authorities via letters, emails, and/or faxes.

Findings

HLB and ACP pose a significant and imminent threat to California's natural environment, agriculture, public and private property, and its economy.

The work plan involving chemical control of these pests is necessary to prevent loss and damage to California's natural environment, citrus industry, native wildlife, private and public property, and food supplies.

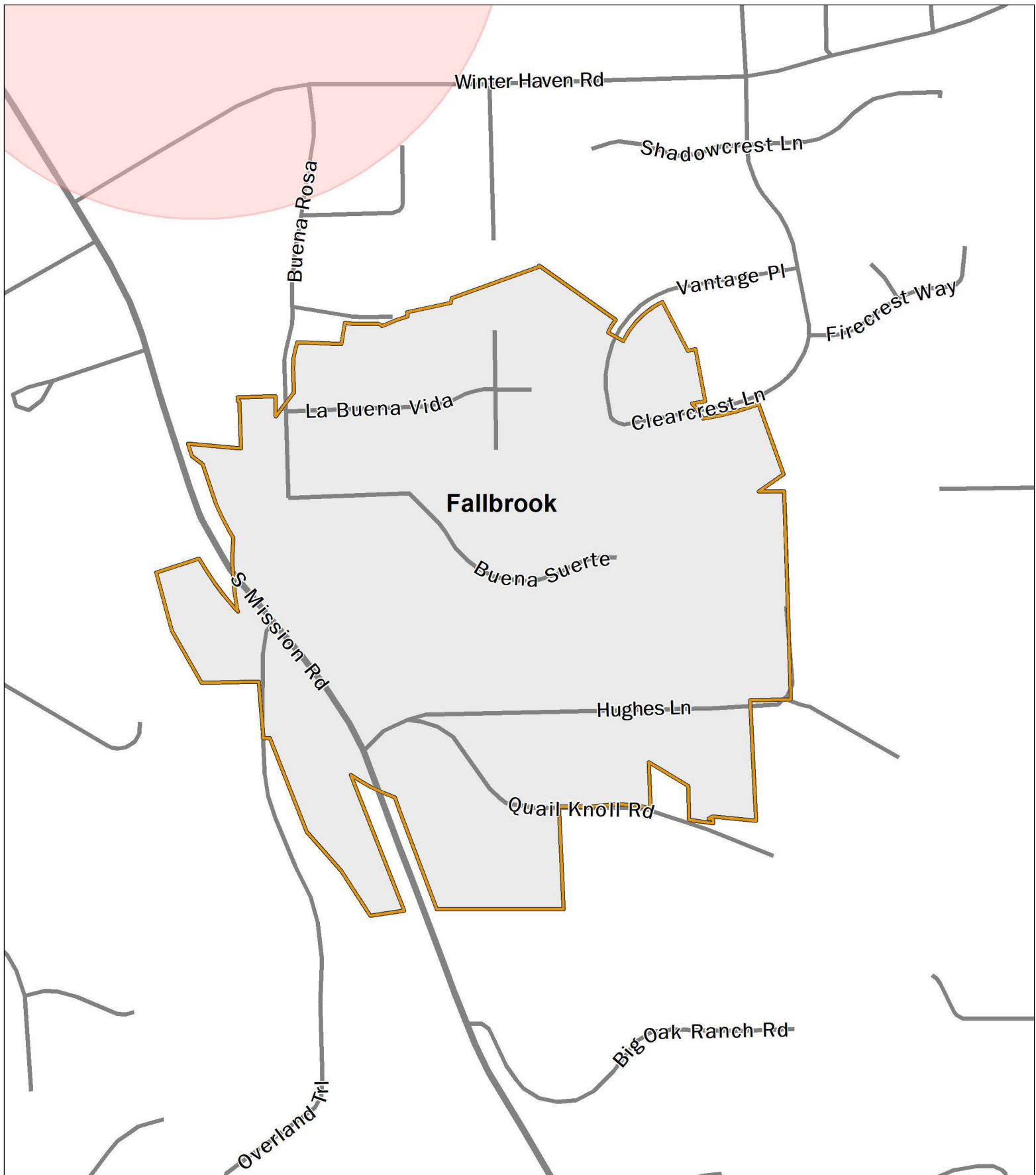
My decision to adopt findings and take action is based on FAC sections 24.5, 401.5, 403, 407, 408, 5401-5405, and 5761-5764.

Signature on file

January 7, 2021

Karen Ross, Secretary

Date



Asian Citrus Psyllid Program - Notification of Treatment Map
San Diego County (2021)

Map Printed 1/4/2021

-  Environmentally Sensitive Area:
Treatment Mitigation in Place
-  Treatment Area

0 50 100 150 200 250
Meters



I. Detection and Survey Activities for ACP

A. Urban and Rural Residential Detection Trapping and Visual Survey

Trapping for Asian citrus psyllid (ACP) is a cooperative State/County trapping program to provide early detection of an infestation in a county. Traps are serviced by either State or County agricultural inspectors. The trap used for ACP detection is the yellow panel trap, which is a cardboard panel coated with an adhesive on each side. ACP becomes entangled on the sticky surface and cannot move off the trap. Yellow panel traps have proven successful at detecting infestations of ACP. At all locations where traps are placed, the host plant is visually inspected for ACP. If ACP is detected, the host is visually surveyed for additional ACP and symptoms of Huanglongbing (HLB).

- Trap Density: Five to 16 traps/square mile.
- Trap Servicing Interval: Monthly.
- Trap Relocation and Replacement: Traps are relocated and replaced every four to eight weeks to another host with a minimum relocation distance of 500 feet.
- Visual surveys and/or tap sampling are conducted once at each trapping site when the trap is placed.

B. Commercial Grove Trapping

In counties with substantial commercial citrus production, and which are not generally infested with ACP, traps are placed within the groves at the density of one trap per 40 acres. Traps are replaced every two weeks and submitted for screening. In areas that are generally infested with ACP, agricultural inspectors visually survey commercial groves for plant tissue displaying symptoms of HLB and collect ACP which are tested for HLB.

C. Delimitation Trapping and Visual Survey Outside of the Generally Infested Area

The protocols below are the actions in response to the detection of ACP in counties north of Santa Barbara County and the Tehachapi Mountains.

1. Response to the Detection of One or More ACP

a. Trapping

ACP traps are placed at a density of 50 traps per square mile in a four-square mile delimitation area centered on the detection site. Traps are serviced weekly for one month. If no additional ACP are detected, the traps are serviced monthly for one year past the date the ACP was identified. Subsequent detections may increase the size of the delimitation survey area and restarts the one-year duration on the trap servicing requirement.

b. Visual Survey

All find sites and adjacent properties are visually surveyed for ACP and HLB. Additional sites may be surveyed as part of the risk-based survey.

II. Detection and Survey Activities for HLB

HLB Delimitation Survey

Upon confirmation of an HLB infected citrus tree (or host plant), a mandatory delimitation survey is initiated in the 250-meter radius area surrounding the detection. All host plants are visually surveyed for symptoms of HLB and presence of ACP. Plant and insect samples are collected

from every host plant in the 250-meter area and subsequently analyzed for HLB-associated bacteria.

III. Treatment Activities

Treatment

The Citrus Pest and Disease Prevention Division (CPDPD) treatment activities for ACP vary throughout the state and depend on multiple factors.

Factors CPDPD considers prior to treatment include:

- Determination if suppression of ACP is feasible;
- The proximity of the ACP infestation to commercial citrus;
- Whether growers are conducting coordinated treatment activities;
- The level of HLB risk; and
- Consistency with the overall goal of protecting the state's commercial citrus production.

Scenarios Throughout the State in which Treatment Occurs:

- In areas with commercial citrus production that are generally infested with ACP, and where all growers are treating on a coordinated schedule, CPDPD may conduct residential buffer treatments to suppress ACP populations.
- In areas where HLB is detected, CPDPD conducts residential treatments to suppress ACP populations.
- In areas where ACP has not been previously detected, or where ACP has been detected at low densities, CPDPD conducts residential treatments in response to ACP detections to prevent ACP establishment or suppress populations.
- In areas where ACP has been detected along the California-Mexico border, CPDPD conducts residential treatments in response to ACP detections to suppress ACP populations.

CPDPD's current policy is to not conduct treatments in areas that are generally infested if there is limited or no commercial citrus production in the area, or if all growers in the area are not treating.

1. Treatment Protocols

A Program Environmental Impact Report (PEIR) has been certified which analyzes the ACP treatment program in accordance with Public Resources Code, Sections 21000 et seq. The PEIR is available at <http://www.cdfa.ca.gov/plant/peir>. The treatment activities described below are consistent with the PEIR.

In accordance with the integrated pest management principles, CPDPD has evaluated possible treatment methods and determined that there are no physical, cultural, or biological controls available to eliminate ACP from an area.

In general, when treatment has been deemed appropriate, CPDPD applies insecticides to host trees in the residential (urban) areas in a 50 to 800-meter radius around each detection site. Only ACP host plants are treated.

a. International Border Treatments

CPDPD treats citrus host plants in the residential area within two miles of the California-Mexico border. This treatment is conducted within a 400-meter buffer surrounding ACP

Asian Citrus Psyllid/Huanglongbing Work Plan
December 2020

detections that are within two miles of the California-Mexico border, within one year. In this case, a Notice of Treatment (NOT) is issued. A public meeting is held at least once a year.

b. Within a Generally Infested Area with Commercial Citrus Production

CPDPD treats citrus host plants within a 250-meter buffer surrounding commercial citrus groves if the growers are conducting coordinated treatments in 90 percent of the designated Psyllid Management Area (PMA) and have completed two out of three of the coordinated treatments. There is flexibility and an opportunity for treatment from CPDPD if growers are participating in these treatments for the first time and have achieved 90 percent participation in the PMA and if ACP have been detected within one mile of the commercial citrus groves within one year. The exception is Imperial County, which has fewer residential properties, and therefore residential citrus host plants are treated within 800 meters of commercial citrus. A NOT is issued. A public meeting is held at least once per year.

c. Outside of the Generally Infested Area

The actions below are in response to the detection of one or more ACP, whether collected live or in a trap, in counties north of Santa Barbara County and the Tehachapi Mountains.

- Detection of one ACP at one site - All properties with hosts within a 50-meter radius of the detection site are treated. A subsequent detection of one or more ACP within 400-meters will result in all properties with hosts within 400-meters of the detection site(s) being treated.
- Detection of two or more ACP at one site - All properties with hosts within a 400-meter radius of the detection site are treated.
- A NOT is issued.
- A public meeting is held at least once per year.

d. In response to an HLB Detection

- All properties within a 250-meter radius of the detection site are treated.
- A NOT is issued for HLB positive tree detections and ACP detections that are positive for the bacteria that causes HLB.
- All host plants found to be infected with HLB are destroyed.
 - Infected host plants are removed and destroyed by mechanical means.
- A Proclamation of an Emergency Program (PEP) is issued for HLB positive tree detections.
- A public meeting is held at least once per year.

2. Treatment Methodology

The treatment protocol consists of both a foliar and a systemic insecticide. The foliar Insecticide is used for immediate reduction of the adult population in order to prevent the adults from dispersal. The systemic insecticide is a soil treatment used to kill the sedentary nymphs and provide long term protection against reinfestation. Treatment frequency is dependent on the insecticide applied and severity of the infestation. Treatments will end no later than two years after the last psyllid detection in the treatment area.

Asian Citrus Psyllid/Huanglongbing Work Plan
December 2020

CPDPD uses registered pesticides and follows the label directions. The treatment protocol may be adjusted to use only the foliar or the systemic insecticide to allow for mitigations in special situations.

a. Foliar Treatment

Tempo® SC Ultra (cyfluthrin) is a pyrethroid contact insecticide. Treatment initially occurs once, and subsequent applications may occur for up to three times annually if additional psyllids are detected. This material is applied to the foliage of all host plants using hydraulic spray or hand spray equipment.

b. Soil Treatment

A systemic soil application is made using either Merit® 2F or CoreTect™.

- Merit® 2F (imidacloprid), is a neonicotinoid systemic insecticide. Treatment initially occurs once, and a subsequent application may occur once on an annual basis if additional psyllids are detected. This material is applied to the soil within the root zone of host plants.
- CoreTect™ (imidacloprid) is a neonicotinoid systemic insecticide. It is used in place of Merit® 2F in situations where there are environmental concerns about soil surface runoff of the liquid Merit® 2F formulation, such as host plants growing next to ponds and other environmentally sensitive areas. Treatment initially occurs once, with a subsequent application once on an annual basis if additional psyllids are detected. This material is a pelletized tablet and is inserted into the soil and watered in within the root zone of host plants.

INTEGRATED PEST MANAGEMENT ANALYSIS OF ALTERNATIVE TREATMENT METHODS FOR CONTROL OF THE ASIAN CITRUS PSYLLID AND HUANGLONGBING May 2018

The treatment program used by the California Department of Food and Agriculture (CDFA) for control of the Asian citrus psyllid (ACP), *Diaphorina citri* (Hemiptera: Psyllidae), and the disease it transmits, namely Huanglongbing, *Candidatus* Liberibacter asiaticus, targets multiple life stages. A contact insecticide is used for an immediate control of ACP adults in order to prevent spread, and a systemic insecticide is used to control developing ACP nymphs and to give the plant long term protection from re-infestation. The contact insecticide preferentially used contains the synthetic pyrethroid cyfluthrin, while the systemic insecticide contains the synthetic neonicotinoid imidacloprid. Both products have been shown to be effective against ACP elsewhere, particularly in Florida. In addition, HLB-infected plants are removed in their entirety and destroyed, in order to remove a reservoir for the disease. The California Huanglongbing Task Force, a joint government, university, and industry group formed in 2007 to provide guidance to the CDFA on matters pertaining to ACP and HLB has endorsed the use of these chemicals in the CDFA's treatment program.

Below is an evaluation of alternative treatment methods to control ACP and HLB which have been considered for treatment programs in California.

A. PHYSICAL CONTROL

Mass Trapping. Mass trapping of adults involves placing a high density of traps in an area in an attempt to physically remove them before they can reproduce. The current available trapping system for ACP relies on short distance visual stimulus, and is not considered effective enough to use in a mass trapping program.

Active Psyllid Removal. Adult ACPs are mobile daytime fliers, and adults could theoretically be netted or collected off of foliage. However, due to their ability to fly when disturbed, and the laborious and time-prohibitive task of collecting minute insects from several properties by hand, it would be highly unlikely that all adults could be captured and removed. Nymphs attach themselves to developing leaves and stems via their proboscis. Therefore, physical removal of the nymphs would entail removal of the growing shoots which will stunt the tree and reduce fruit production. For these reasons, mechanical control is not considered to be an effective alternative.

Host Removal. Removal of host plants for ACP would involve the large-scale destruction of plants and their roots by either physical removal or phytotoxic herbicides. Additionally, host removal could promote dispersal of female psyllids in search of hosts outside of the treatment area, thus spreading the infestation. For these reasons, host removal is considered inefficient and too intrusive to use over the entirety of the treatment areas used for ACP. However, physical host removal of HLB-infected plants in their entirety is used for HLB control, because it is limited in scope to just the infected tree and it is effective at eliminating the disease reservoir, thereby preventing further spread of the disease by ACP.

B. CULTURAL CONTROL

Cultural Control. Cultural controls involve the manipulation of cultivation practices to reduce the prevalence of pest populations. These include crop rotation, using pest-resistant varieties, and intercropping with pest-repellent plants. None of these options are applicable for ACP control in an urban environment, and may only serve to drive the psyllids outside the treatment area, thus spreading the infestation.

C. BIOLOGICAL CONTROL

Microorganisms. No single-celled microorganisms, such as bacteria, are currently available to control ACP.

Nematodes. Entomopathogenic nematodes can be effective for control of some soil-inhabiting insects, but are not effective, nor are they used, against above ground insects such as psyllids.

Parasites and Predators. There have been two parasites released in Florida against ACP, but only one of these are considered somewhat successful there, namely *Tamarixia radiata* (Hymenoptera: Eulophidae). This insect has been released into the environment in southern California. The CDFA is working with the citrus industry to pursue options for incorporating this parasite into treatment programs statewide. In addition, a second wasp has been recently released by the University of California Riverside, *Diaphorencyrtus aligarhensis*.

Sterile Insect Technique (SIT). SIT involves the release of reproductively sterile insects which then mate with the wild population, resulting in the production of infertile eggs. SIT has neither been researched nor developed for ACP, nor has it been developed for any species of psyllids, and is therefore unavailable.

D. CHEMICAL CONTROL

Foliar Treatment. A number of contact insecticides have been researched for use against ACP elsewhere, particularly in Florida. Contact insecticides are more effective against adult ACPs than the sedentary nymphs because adults actively move around on plants, thereby coming into contact with residues, whereas nymphs have to be directly sprayed in order for them to come into contact. The following product has been identified for use by the CDFA, based on a combination of effectiveness against ACP, worker and environmental safety, and California registration status.

Tempo® SC Ultra is a formulation of cyfluthrin which is applied to the foliage of all host plants. Tempo® SC Ultra is a broad-spectrum synthetic pyrethroid insecticide which kills insects on contact. Tempo® SC Ultra has no preharvest interval, which makes it compatible with residential fruit-growing practices.

Soil Treatment. A number of systemic insecticides have been researched for use against ACP elsewhere, particularly in Florida. Systemic insecticides are particularly effective against psyllid nymphs because nymphs spend much of their time feeding, thereby acquiring a lethal dose. The following products have been identified for use by the CDFA, based on a combination of effectiveness against ACP, worker and environmental safety, and California registration status.

Merit® 2F is a formulation of imidacloprid which is applied to the root system of all host plants via a soil drench. Imidacloprid is a synthetic neonicotinoid insecticide which controls a number of other phloem feeding pests such as psyllids, aphids, mealybugs, etc.

CoreTect™ is a formulation of imidacloprid which is applied to the root system of all host plants via insertion of a tablet into the soil, followed by watering. It is used in place of Merit® 2F in situations where there are environmental concerns about soil surface runoff of the liquid Merit® 2F formulation, such as host plants growing next to ponds and other environmentally sensitive areas.

E. RESOURCES

Grafton-Cardwell, E. E. and M. P. Daugherty. 2013. Asian citrus psyllid and huanglongbing disease. Pest Notes Publication 74155. University of California, Division of Agriculture and Natural Resources Publication 8205. 5 pp.

<http://www.ipm.ucdavis.edu/PDF/PESTNOTES/pnasiancitruspsyllid.pdf>.

Grafton-Cardwell, E. E., J. G. Morse, N. V. O'Connell, P. A. Phillips, C. E. Kallsen, and D. R. Haviland. 2013. UC IPM Management Guidelines: Citrus. Asian Citrus Psyllid. Pest Notes Publication 74155. University of California, Division of Agriculture and Natural Resources. <http://www.ipm.ucdavis.edu/PMG/r107304411.html>.

PEST PROFILE

Common Name: Asian Citrus Psyllid

Scientific Name: *Diaphorina citri* Kuwayama

Order and Family: Hemiptera, Psyllidae

Description: The Asian citrus psyllid (ACP) is 3 to 4 millimeters long with a brown mottled body. The head is light brown. The wings are broadest in the apical half, mottled, and with a dark brown band extending around the periphery of the outer half of the wing. The insect is covered with a whitish waxy secretion, making it appear dusty. Nymphs are generally yellowish orange in color, with large filaments confined to an apical plate of the abdomen. The eggs are approximately 0.3 millimeters long, elongated, and almond-shaped. Fresh eggs are pale in color, then, turn yellow, and finally orange at the time of hatching. Eggs are placed on plant tissue with the long axis vertical to the surface of the plant.

History: Asian citrus psyllid was first found in the United States in Palm Beach County, Florida, in June 1998 in backyard plantings of orange jasmine. By 2001, it had spread to 31 counties in Florida, with much of the spread due to movement of infested nursery plants. In the spring of 2001, Asian citrus psyllid was accidentally introduced into the Rio Grande Valley, Texas on potted nursery stock from Florida. It was subsequently found in Hawaii in 2006, in Alabama, Georgia, Louisiana, Mississippi, and South Carolina in 2008. ACP was first found in California on August 27, 2008 in San Diego County. Subsequent to this initial detection in San Diego County, the ACP has been detected in Fresno, Imperial, Kern, Los Angeles, Orange, Riverside, San Bernardino, San Luis Obispo, Santa Barbara, Tulare, Ventura, Marin, Monterey, San Francisco, and Santa Clara counties. The ACP has the potential to establish itself throughout California wherever citrus is grown.

Distribution: ACP is found in tropical and subtropical Asia, Afghanistan, Saudi Arabia, Reunion, Mauritius, parts of South and Central America, Mexico, the Caribbean, and in the U.S. (Alabama, Arizona, California, Florida, Georgia, Hawaii, Louisiana, Mississippi, South Carolina, and Texas).

Life Cycle: Eggs are laid on tips of growing shoots; on and between unfurling leaves. Females may lay more than 800 eggs during their lives. Nymphs pass through five instars. The total life cycle requires from 15 to 47 days, depending on environmental factors such as temperature and season. The adults may live for several months. There is no diapause, but populations are low in the winter or during dry periods. There are nine to ten generations a year, with up to 16 noted under observation in field cages.

Hosts and Economic Importance: ACP feeds mainly on *Citrus* spp., at least two species of *Murraya*, and at least three other genera, all in the family Rutaceae. Damage from the psyllids occurs in two ways: the first by drawing out of large amounts of sap from the plant as they feed and, secondly, the psyllids produce copious amounts of honeydew. The honeydew then coats the leaves of the tree, encouraging sooty mold to grow which blocks sunlight to the leaves. However, the most serious damage caused by ACP is due to its ability to effectively vector three phloem-inhabiting bacteria in the genus *Candidatus* Liberibacter, the most widespread being *Candidatus* Liberibacter asiaticus. These bacteria cause a disease known as huanglongbing, or citrus greening. In the past, these bacteria have been extremely difficult to detect and

characterize. In recent years, however, DNA probes, electron microscopy, and enzyme-linked immunosorbent assay tests (ELISA) have been developed that have improved detection. Symptoms of huanglongbing include yellow shoots, with mottling and chlorosis of the leaves. The juice of the infected fruit has a bitter taste. Fruit does not color properly, hence the term “greening” is sometimes used in reference to the disease. Huanglongbing is one of the most devastating diseases of citrus in the world. Once infected, there is no cure for disease and infected trees will die within ten years. The once flourishing citrus industry in India is slowly being wiped out by dieback. This dieback has multiple causes, but the major reason is due to HLB.

Host List

SCIENTIFIC NAME

Aegle marmelos
Aeglopsis chevalieri
Afraegle gabonensis
Afraegle paniculata
Amyris madrensis
Atalantia monophylla
Atalantia spp.
Balsamocitrus dawei
Bergia (=Murraya) *koenigii*
Calodendrum capense
X Citroncirus webberi
Choisya arizonica
Choisya ternate
Citropsis articulata
Citropsis gilletiana
Citropsis schweinfurthii
Citrus aurantiifolia

Citrus aurantium

Citrus hystrix
Citrus jambhiri
Citrus limon
Citrus madurensis
(=X *Citrofortunella microcarpa*)
Citrus maxima
Citrus medica
Citrus meyeri
Citrus × nobilis
Citrus × paradisi
Citrus reticulata
Citrus sinensis
Citrus spp.
Clausena anisum-olens
Clausena excavata
Clausena indica
Clausena lansium

COMMON NAMES

bael, Bengal quince, golden apple, bela, milva
Chevalier's aeglopsis
Gabon powder-flask
Nigerian powder-flask
mountain torchwood
Indian atalantia

Uganda powder-flask
curry leaf
Cape chestnut

Arizonia orange
Mexican or mock orange
Katimboro, Muboro, West African cherry orange
cherry-orange
African cherry-orange
lime, Key lime, Persian lime, lima, limón agrio, limón ceutí,
lima mejicana, limero
sour orange, Seville orange, bigarde, marmalade orange,
naranja agria, naranja amarga
Mauritius papeda, Kaffir lime
rough lemon, jambhiri-orange, limón rugoso, rugoso
lemon, limón, limonero
calamondin

pummelo, pomelo, shaddock, pompelmous, toronja
citron, cidra, cidro, toronja
Meyer lemon, dwarf lemon
king mandarin, tangor, Florida orange, King-of-Siam
grapefruit, pomelo, toronja
mandarin, tangerine, mandarina
sweet orange, orange, naranja, naranja dulce

anis
clausena
clausena
wampi, wampee

<i>Clymenia polyandra</i>	a-mulis
<i>Eremocitrus glauca</i>	Australian desert lime
<i>Eremocitrus</i> hybrid	
<i>Esenbeckia berlandieri</i>	Berlandier's jopoy
<i>Fortunella crassifolia</i>	Meiwa kumquat
<i>Fortunella margarita</i>	Nagami kumquat, oval kumquat
<i>Fortunella polyandra</i>	Malayan kumquat
<i>Fortunella</i> spp.	
<i>Limonia acidissima</i>	Indian wood apple
<i>Merrillia caloxylon</i>	flowering merrillia
<i>Microcitrus australasica</i>	finger-lime
<i>Microcitrus australis</i>	Australian round-lime
<i>Microcitrus papuana</i>	desert-lime
X <i>Microcitronella</i> spp.	
<i>Murraya</i> spp.	curry leaf, orange-jasmine, Chinese-box, naranjo jazmín
<i>Naringi crenulata</i>	naringi
<i>Pamburus missionis</i>	
<i>Poncirus trifoliata</i>	trifoliate orange, naranjo trébol
<i>Severinia buxifolia</i>	Chinese box-orange
<i>Swinglea glutinosa</i>	tabog
<i>Tetradium ruticarpum</i>	evodia, wu zhu yu
<i>Toddalia asiatica</i>	orange climber
<i>Triphasia trifolia</i>	trifoliate limeberry, triphasia
<i>Vepris (=Toddalia) lanceolata</i>	white ironwood
<i>Zanthoxylum fagara</i>	wild lime, lime prickly-ash



Briefing Paper: Recent changes in the ACP/HLB invasion in California and implications for regional quarantines

Date: 11/22/2017

Neil McRoberts, Carla Thomas, Brianna McGuire

Quantitative Biology & Epidemiology Lab, Plant Pathology Department, UC Davis, CA 95616

Beth Grafton Cardwell

Department of Entomology, UC Riverside & UC Lindcove Research and Extension Center, Exeter, CA 93221

David Bartels

USDA-APHIS-PPQ, Field Operations – Data Analysis, Risk, and Targeting, 2150 Centre Ave., Bldg B., 3E14, Fort Collins, CO 80526

Tim Gottwald

USDA-ARS, U.S. Horticultural Research Laboratory, 2001 S. Rock Road, Fort Pierce, FL 34945

State-wide background risk level for HLB

Since 2012, a background risk level for HLB in both residential and commercial citrus in each square mile of interest has been calculated 2-3 times per year using a risk model developed in Florida and adapted for use in California (Gottwald et al., 2014). The model uses a range of risk variables including census data, topography, land use, and known incidence of both HLB and Asian Citrus Psyllid (ACP) to produce a risk value ranging from 0 (extremely low risk) to 1 (very high risk) that applies to each square mile. Figure 1 shows the current risk status across the state at a county level, where the risk level applied to the county is the highest value for any individual square mile within that county

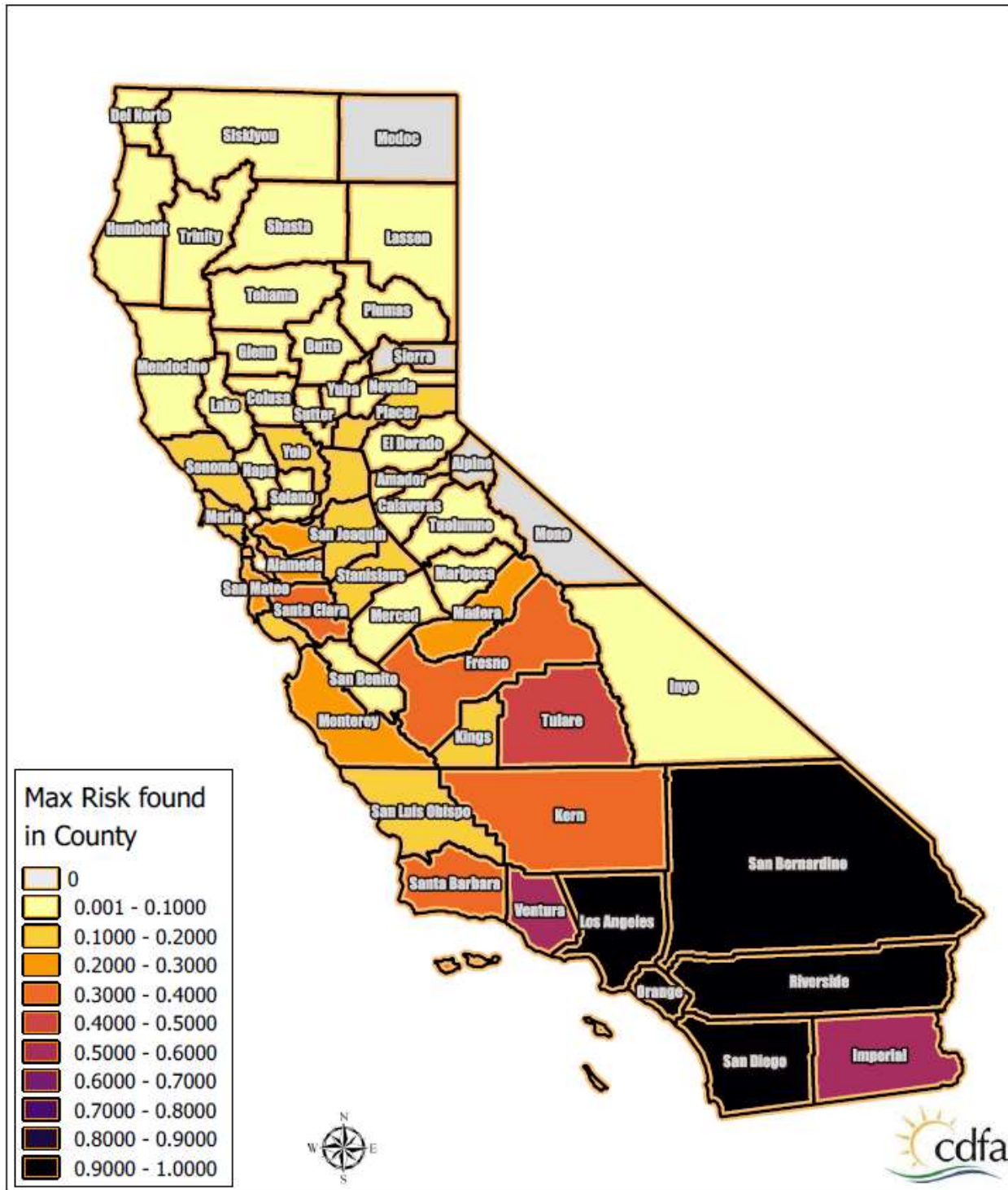


Figure 1. Maximum HLB risk level by county across California as estimated by the USDA-ARS HLB risk model.

In Figure 1 note that the risk level is generally higher in the south than north, because of the known presence of HLB and large ACP population in the southern counties. Note also that in northern California even counties with only a few ACP detections – for example Santa Clara County – may still have

relatively high risk levels because of population census data that indicate the background risk of the presence of infected citrus in private yards is relatively high. To illustrate this point further, Figure 2 shows the San Francisco Bay Area in more detail.

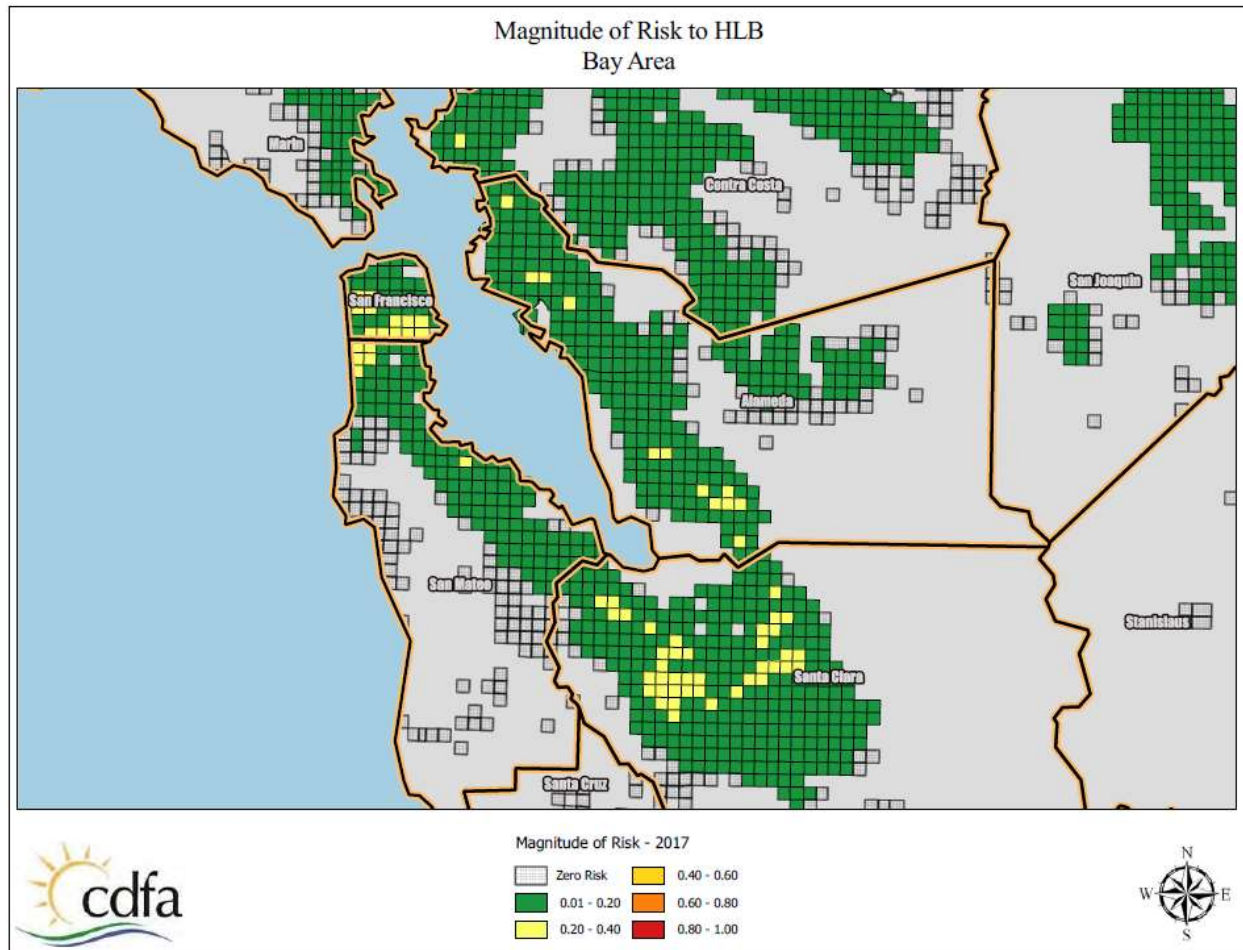


Figure 2. Individual square mile HLB risk levels for the San Francisco Bay Area. Note that the general risk level is low, but there are pockets of moderately high risk in San Francisco itself, and more noticeably in San Jose, associated with population census risk factors; ACP detections in this area is still low and sporadic.

While the background risk of HLB is strongly dependent on factors which are either static (e.g. topography) or change only slowly (e.g. human socio-economic factors) the presence of the ACP vector of the pathogen introduces a large dynamic component into the risk level across the state. To illustrate the impact of the vector population on changing risk status for HLB Figure 3 shows changes in HLB risk for the proposed quarantine areas 5 (San Diego, Imperial and Eastern Riverside) and 6 (LA, Western Riverside, San Bernardino and Orange). The risk level is shown as a blue-to-red heat map with higher risk indicated by darker red color and lower risk indicated by darker blue color; a time series of six periods is shown for each area.

Zone 6, 2012-13



Zone 6, 2013-14



Zone 6, 2014-15



Zone 6, 2015-16



Zone 6, 2016-17



Zone 5, 2012-13



Zone 5, 2013-14



Zone 5, 2014-15



Zone 5, 2015-16



Zone 5, 2016-17



Figure 3. Changes in background risk of HLB in proposed quarantine areas 5 and 6 from 2012 to present. Red color indicates high risk, blue indicates low risk. Note that the location of the early HLB detections in Hacienda Heights and San Gabriel falls inside the single high-risk area predicted in 2012. The progressive increase in risk in both areas is apparent with the passage of time. All known cases of HLB are in proposed Quarantine Area 6.

Figure 3 tells us at least two useful things about HLB risk. First, note that in 2012-13 the only area of predicted high risk was centered on Hacienda Heights and San Gabriel, the locations of the first HLB discoveries in California; in other words, the risk model correctly anticipated the presence of HLB. Also note that the model also highlighted the focus of high risk in the city of Riverside as early as 2013-14; this outbreak emerged in 2017. These results are important for interpreting the presence of areas of elevated risk in places such as San Jose. Second, the pattern of change in risk in both areas 5 and 6 is a steady increase, spreading out from the original high risk area in LA, but also with additional foci developing at locations quite distant from the original focus. These changes are associated mainly with the spread of ACP through the region and the patterns of population density of the insect recorded in the risk-based surveys.

Taken together the results presented in this section highlight two important aspects of HLB risk that are relevant to quarantine regulations:

1. Because HLB-affected citrus plant material can be propagated and spread by human activity, the risk of HLB and ACP are to some extent independent, particularly in areas that are not generally infested with ACP.
2. **The risk of HLB can exist before the arrival of the vector** in an area because HLB-affected plant material is often brought to an area by human activities.

After ACP infests an area with pre-existing infected trees present, the vector population eventually comes into contact with the infected trees and foci of disease begin to build around them. This is because ACP acquires the pathogen from the infected trees and establishes a recurring cycle of infection and acquisition. Because trees remain asymptomatic for a long period of time, spread in the absence of detection and tree removal can occur.

Reducing disease spread by quarantines

The basic principle of underlying the use of quarantines is to restrict the spread of disease by sub-dividing an area into smaller regions and limiting the opportunities for disease to spread from one region to another. In the case of invasive and highly mobile diseases, quarantines should be applied early and rigorously to have the largest effect on disease spread. Importantly, quarantines do not have to be 100% effective to be worth imposing. If the incursion of the disease into generally uninfected areas can be limited to a low rate, and psyllid populations can be kept low, local eradications can be achieved when new incursions are detected.

The basic idea of setting up quarantine regions within the state is an ecological analogue of the idea of constructing a ship using multiple watertight compartments; even if one compartment is flooded, as long as the flow of water is negligible to the other compartments the ship won't sink. In instituting a quarantine policy, the aim is to limit the flow of vectors and disease throughout the state and thus safeguard the industry and homeowners as a whole.

Recent changes in the dynamics of HLB/ACP detections

Until recently, the rate of accumulation of new positive ACP and tree detections had been relatively stable. Over the last 6 months there has been a dramatic increase in the rate of new detections of HLB infections in both ACP and citrus trees. In addition, there has been a recent increase in the number of cities in which positive finds have been reported and a sharp increase in the number of ACP nymph detections. These results are summarized in Figures 4 through 7.

Taken together the results indicate an exponential increase in the intensity of the HLB epidemic at multiple scales. The pathogen is becoming more prevalent in the vector population and in the tree population. At the same time, the upswing in nymphal detections indicates that the transmission rate is increasing and the increase in the number of cities with positive detections indicates that the geographic extent of the epidemic is increasing rapidly.

Most of these changes have become apparent only in the last 6 months. Given the very sharp increase in the intensity of the epidemic, a rapid response is needed to implement additional measures to slow the rate of spread of HLB beyond its current range before the opportunity is lost.

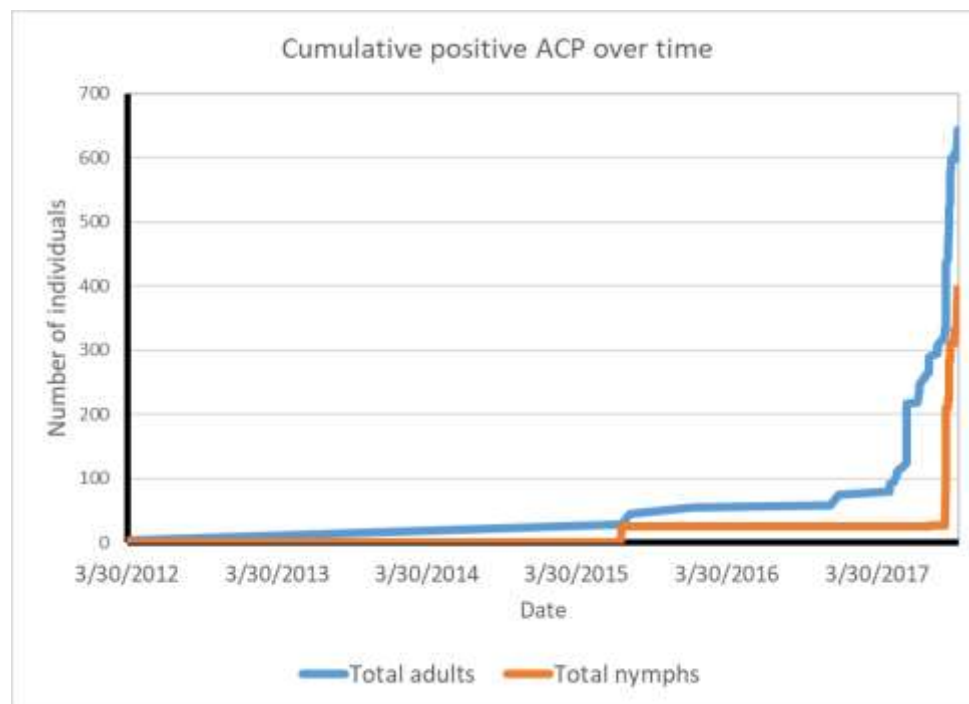


Figure 4: Cumulative counts of PCR-positive ACP samples collected in California over time since 2012. Note the sharp increase in the rate of accumulation from mid-2017 onwards.

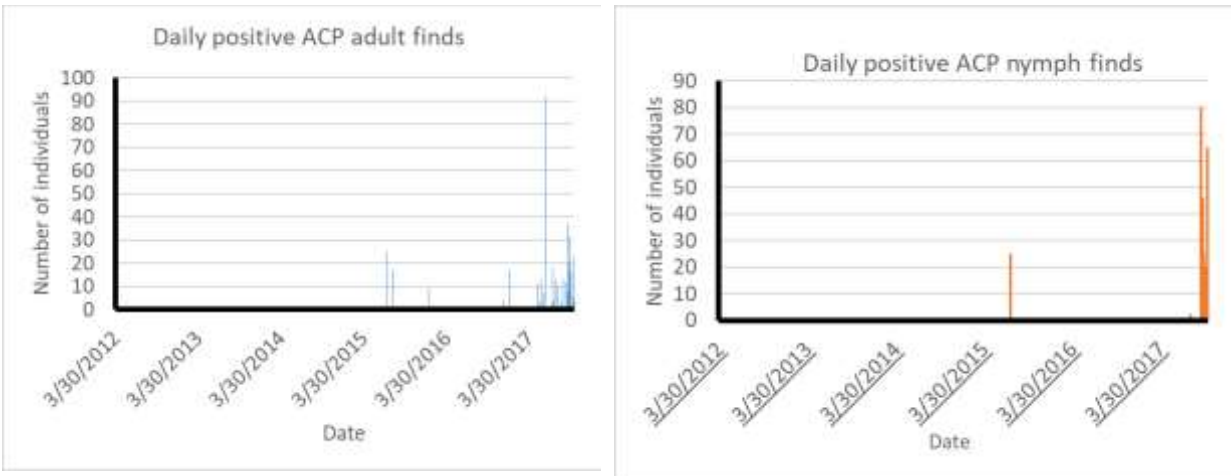


Figure 5: Daily discovery rate for PCR-positive ACP (adults and nymphs are shown separately). Note the sharp increase in finds toward the end of 2017, particularly for nymphs which had largely been absent from positive samples until recent detections.

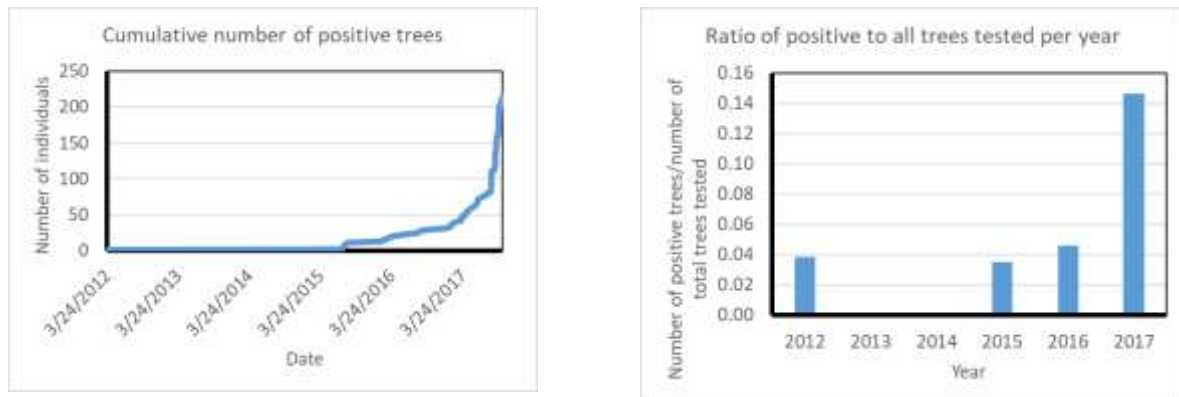


Figure 6: PCR-positive tree detections over time. In the left panel the cumulative number of detections is shown, highlighting the exponential increase in 2017. In the right panel the ratio of positive trees to all trees tested per year is shown. Note that until 2017 the ratio had been more or less stable at approximately 5%, but has nearly tripled in 2017 to just under 15%.

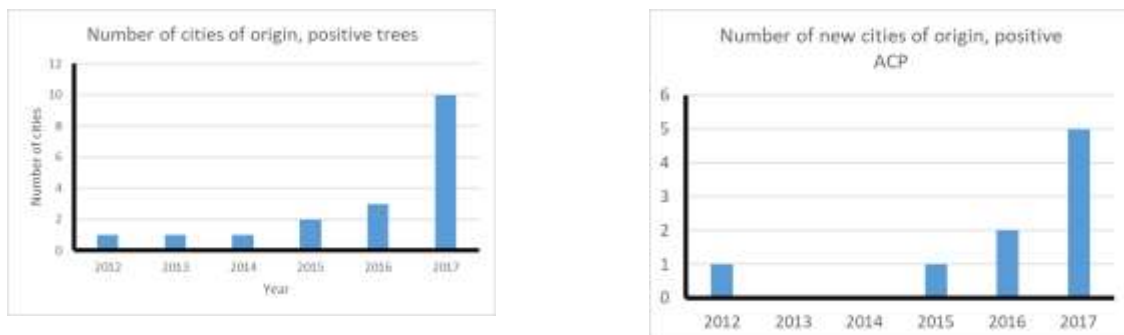


Figure 7: Numbers of cities with PCR-positive ACP detections over time. The left panel shows the cumulative figure, the right panel shows the number of new cities per year. Mirroring the results for trees and for ACP, note the sharp increase in 2017. These results indicate that the epidemic is intensifying across several spatial scales at a very high rate.

Changes in diagnostic results on tested Asian Citrus Psyllids

The previous section detailed the recent sharp increases in PCR detections for ACP and trees. These increases indicate that the pathogen population is growing and this can be seen directly by considering the Ct values in qPCR tests. Results highlighting the increase in the pathogen population are shown here in Figures 8 and 9.

Figure 8 shows the data for qPCR Ct values obtained from psyllid samples collected in different sampling cycles of the survey program. The data are sub-divided into samples obtained from inside and outside the existing HLB quarantine areas. It can be seen that the Ct values obtained from ACP samples inside the quarantine areas are showing a much faster increase in the proportion of low values (CT <32 to 33), indicating an intensification of the pathogen population in the vector population.

The presence of some ACP with low qPCR Ct values outside the existing quarantine areas highlights the risk of ACP moving the disease around and the need for quarantine regulations that apply at a larger scale than the current radius around confirmed HLB-positive trees.

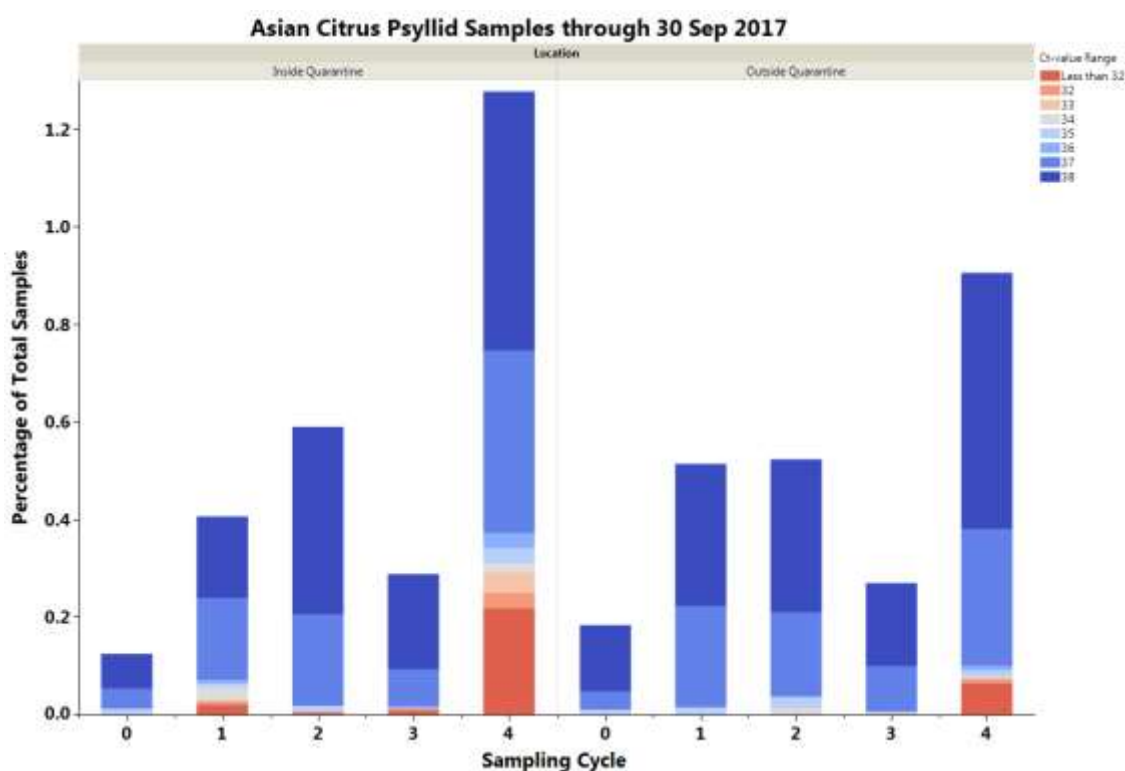


Figure 8: qPCR test results on ACP samples tested by CDFA through 30 September 2017. Note that the proportion of light blue and red (indicating presence of the HLB pathogen) in the samples from inside the quarantine areas (left panel) has increased over time, whereas no corresponding change is apparent in samples outside the quarantine areas (right panel).

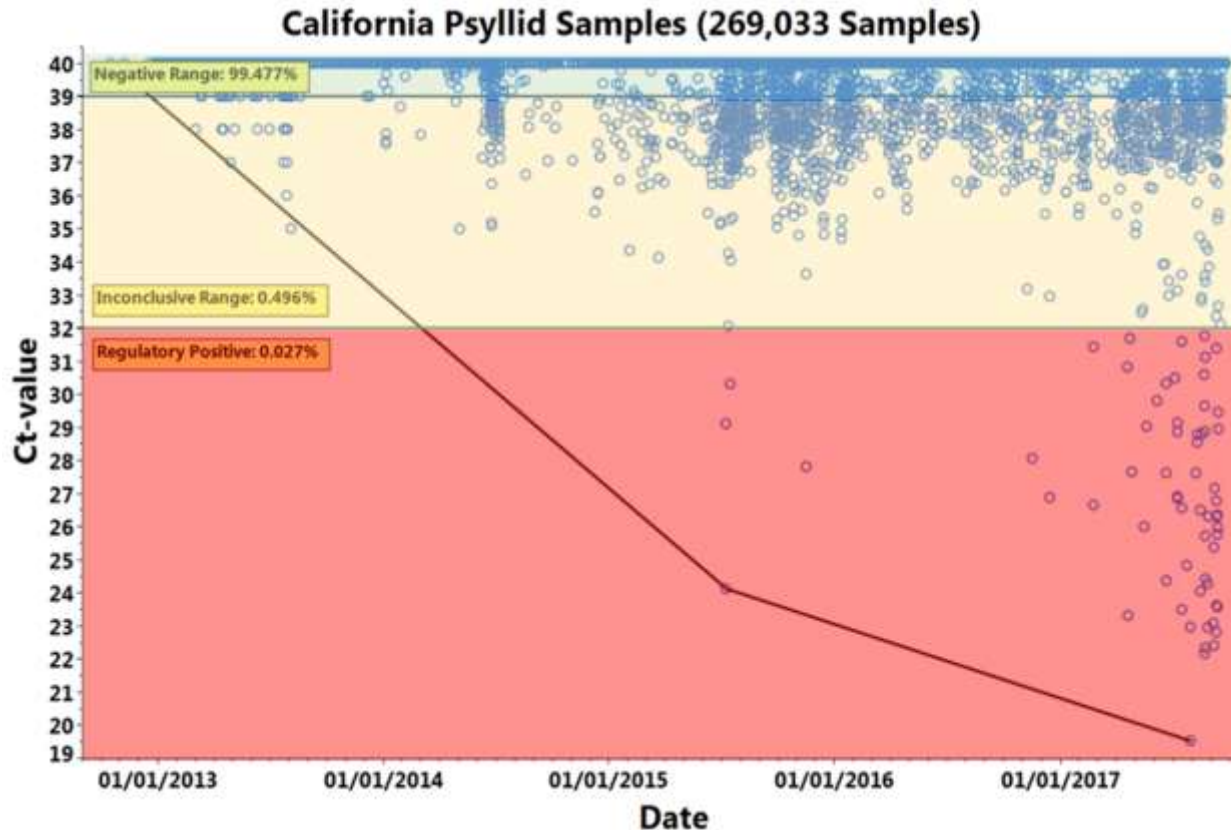


Figure 9: qPCR regulatory results recorded since the detection of HLB in California over time compared to the concentration of the pathogen in the sample (Ct < 32.1= HLB positive (red zone), Ct 32.1-38.9 = suspect (yellow zone), Ct > 38.9=HLB not detected (green zone)). The lower the Ct value, the higher the concentration of the HLB bacterium. Note the trend towards lower Ct values over time and the increase in numbers of HLB positive psyllids starting in 2015 and continuing through 2017 indicating that the titre (concentration) of HLB DNA in the psyllids is increasing.

Implications of changes in the dynamics and recommendations

To summarize the recent changes in the dynamics of HLB/ACP detections in trees and psyllids:

1. The number of HLB positive citrus trees detected has increased exponentially in the last 4 months as compared to the previous 6 years.
2. The number of HLB positive and infectious Asian citrus psyllids has increased exponentially in the last four months as compared to the previous 6 years.
3. These HLB infectious psyllids are spreading to new communities in the LA basin at a significantly escalated rate compared to the previous 6 years.
4. These infectious psyllids can be spread by movement of ACP-host nursery stock, bulk citrus, and other possible carriers of ACP.

Given the above developments in the California HLB epidemic it is of the utmost urgency to further compartmentalize the state using quarantine zones defined by HLB risk to commercial citrus (rather than 5 mile and county wide quarantines). This will help to reduce the potential for spread of HLB to zones where HLB has not been detected in citrus trees, nor has Asian citrus psyllid become established in some cases. The proposal to divide the state into 7 zones for bulk citrus movement and three zones for nursery stock, will serve to restrict the dispersal of HLB and its ACP vectors. Currently all known HLB infected trees are inside a single quarantine zone – zone 6. However, with the exponential escalation of the number of infected ACP and citrus trees requires an immediate regulatory response to restrict spread before the opportunity for such measures to be effective is lost.