



## CALIFORNIA DEPARTMENT OF FOOD AND AGRICULTURE

### OFFICIAL NOTICE FOR THE COMMUNITY OF CARMICHAEL PLEASE READ IMMEDIATELY

#### PROCLAMATION OF EMERGENCY PROGRAM FOR THE JAPANESE BEETLE

Between May 22, 2024, and June 6, 2024 a total of 115 Japanese beetles, *Popillia japonica* Newman, were trapped in the community of Carmichael, Sacramento County. The Japanese Beetle infestation represents a significant, clear, and imminent threat to California's commercial fruit and berry production, residential plantings, natural resources, and the economy. Based on the survey data, pest biology, information from the California Department of Food and Agriculture (CDFA), Japanese Beetle Science Advisory Panel (JBSAP), recommendations provided by the CDFA Primary State Entomologist, and the CDFA "Action Plan for Japanese Beetle *Popillia japonica* Newman", the CDFA concludes that an infestation of Japanese beetle exists in the area.

To determine the extent of the infestation, and to define an appropriate response area, surveillance began on May 22 in a 49 square mile area centered on the detection sites. Based on the results of the surveys, implementation of the CDFA's Japanese Beetle response strategies are necessary for eradication and control.

In accordance with integrated pest management principles, the CDFA has evaluated possible treatment methods and determined that there are no physical, cultural, or biological control methods available to eradicate the Japanese Beetle from this area. This Proclamation of Emergency Program is valid until June 06, 2027, which is the amount of time necessary to carry out the treatment plan across three life cycles of Japanese Beetle as required by the treatment protocol for Japanese Beetle.

The detections of Japanese Beetle described above require immediate action to address the imminent threat to California's commercial fruit and berry production, residential fruit plantings, natural resources, and the economy. The Japanese beetle poses a threat to production of soft fruits and berries via direct crop loss. The production value of the susceptible fruits grown in California was more than \$9.4 billion in 2019. More specifically, in addition to a variety of commercial fruit crops, Japanese Beetle threatens loss and damage to private and public property through destruction of turf, ornamental shrubs, and trees. Therefore, the Secretary of the California Department of Food and Agriculture is invoking Public Resources Code Section 21080(b)(4) to carry out immediate emergency action to prevent the aforementioned loss and damage to California's resources.

The treatment plan for the Japanese Beetle infestation will be implemented within a 200 - meter radius of each detection site, as follows:

- The soil surface of grass turf areas and other ground cover plantings will be treated in order to target the larvae. Acelepryn® (chlorantraniliprole), is applied to the ground using either hydraulic spray equipment or dispersal of solid granules.
- In the event that one or more live adult beetles are found in the environment (i.e., not in a trap), Acelepryn® may be used to target the adults via foliar application using hydraulic spray equipment.

- In the event the treatment area includes turfgrass or other ground cover plantings that cannot be treated with Acelepryn® due to label or permit restrictions, beetleGONE!® tlc (liquid formulation) or grubGONE!® G (granular formulation), which are products containing toxins from the microbe *Bacillus thuringiensis galleriae* (Btg), will be applied.

**Public Information:**

Residents of affected properties shall be invited to a public meeting or contacted directly by CDFA staff. Consultation with the California Department of Pesticide Regulation, the Office of Environmental Health Hazard Assessment, and the county agricultural commissioner's office will be provided at the public meeting or upon request to address residents' questions and concerns.

Residents are notified in writing at least 48 hours in advance of any treatment in accordance with the Food and Agricultural Code Section 5779. Following the treatment, completion notices are left with residents listing recommended precautions to take when re-entering the treated portion of the property.

Treatment information is posted at <http://cdfa.ca.gov/plant/JB/index.html>. Press releases, if issued, are prepared by the CDFA information officer and the county agricultural commissioner, in close coordination with the program leader responsible for treatment. Either the county agricultural commissioner or the public information officer serves as the primary contact to the media.

Information concerning the Japanese Beetle program shall be conveyed directly to local and State political representatives and authorities via letters, emails, and/or faxes.

For any questions related to this program, please contact the CDFA toll-free telephone number at 800-491-1899 for assistance. This telephone number is also listed on all treatment notices.

Enclosed are the findings regarding the treatment plan, a map of the treatment area, the work plan, an integrated pest management (IPM) alternatives analysis, and a pest profile.

Enclosures

## **FINDINGS REGARDING A TREATMENT PLAN FOR THE JAPANESE BEETLE**

Between May 22, 2024, and June 6, 2024 a total of 115 Japanese beetles (JB), *Popillia japonica* Newman, were trapped in the community of Carmichael, Sacramento County. Unless emergency action is taken to disrupt the JB life cycle, there is a high potential for sudden future detections in Sacramento County and other areas.

To determine the extent of the infestation, and to define an appropriate response area, surveillance began on May 22 in a 49 square mile area centered on the detection sites.

Based on the survey data, pest biology, information from the California Department of Food and Agriculture (CDFA) Japanese Beetle Science Advisory Panel (JBSAP), recommendations provided to me by the CDFA Primary State Entomologist, and the CDFA "Action Plan for Japanese Beetle, *Popillia japonica* (Newman)," I have determined that an infestation of Japanese beetle exists in the area, and poses a statewide significant imminent danger to California's commercial fruit and berry production, residential fruit plantings, natural resources, and the economy.

The JB is originally from Japan, and first appeared in the United States in 1916, when it was detected in New Jersey. Both as adults and as grubs (the larval stage), the JB is a destructive plant pest. Adults feed on the foliage and fruits of several hundred species of fruit trees, ornamental trees, shrubs, vines, and field and vegetable crops. Among the plants most commonly damaged are apple, pears, caneberries, pears, blueberries, cherries, plums, corn, rose, grape, crabapple, turf grass and beans. Adults leave behind skeletonized leaves and large, irregular holes in leaves. The grubs develop in the soil, feeding on the roots of various plants and grasses and often destroy turf in lawns, parks, golf courses, and pastures. Today, JB is the most widespread turf-grass pest in the United States. Efforts to control the larval and adult stages are estimated to cost more than \$460 million a year. Losses attributable to the larval stage alone have been estimated at \$234 million per year — \$78 million for control costs and an additional \$156 million for replacement of damaged turf (USDA Program Aid No. 1599, Managing the Japanese Beetle: Homeowner's Handbook, revised 2015).

In 2007, the Oregon Department of Agriculture conducted an economic risk analysis for the impact of JB in Oregon. It concluded that the estimated crop damage costs to be \$32,110,400 and estimated quarantine costs to be \$2,312,832 if JB were not controlled. As JB is not fully established in California and the value of California's affected industries are substantially larger than Oregon's, the economic impacts would be substantially higher. In addition, quarantines would target the movement of California produced nursery stock, which was valued at \$3.41 billion in 2017. Additionally, as a general feeder, the JB poses a serious threat to the general environment.

In order to prevent the spread of JB through the movement of aircraft, the USDA maintains a Japanese Beetle Federal Domestic Quarantine, 7 CFR 301.48 fully explained in the companion manual "Japanese Beetle Program Manual for Airports." The National Plant Board has representatives from each state's agricultural department. On March 4, 2016, the National Plant Board issued a revised "U.S. Domestic Japanese Beetle Harmonization Plan." This plan governs the movement of nursery stock between states to ensure JB is not artificially spread. Finally, the Department maintains the Japanese Beetle Exterior Quarantine, (title 3 California Code of Regulations section 3280 to prevent the artificial introduction of JB into the State

This decision to proceed with treatment is based upon a realistic evaluation that it will be possible to eliminate JB from this area and prevent its spread using currently available technology in a manner that is based on an action plan developed in consultation with the JBSAP. Due to the size

of the infested area and the number of beetles detected, historical data indicates that eradication is possible given application and public cooperation. The first California detection occurred in Los Angeles County in 1951, and the first infestation occurred in Sacramento County in 1961. In the following years, occasional re-introductions have been detected and successfully eradicated. In making this decision on how best to proceed, the CDFA has evaluated possible treatment methods. In accordance with integrated pest management principles.

The following is the list of options that have been considered for the treatment of this JB infestation: 1) physical controls; 2) cultural controls; 3) biological controls; and 4) chemical controls.

Based upon input from professional staff and outside experts familiar with JB, I have concluded that there are no physical, biological, or cultural control methods that are effective to eradicate JB and allow the CDFA to meet its statutory obligations. To eradicate JB, I am ordering a soil treatment that is applied using ground-based equipment. The treatment will be performed using either a liquid formulation or dry granular formulation of Acelepryn® (chlorantraniliprole) that is applied to the soil surface over vulnerable roots in turf and ground cover. A description of this method is in the Work Plan summary below and in the enclosed Work Plan. This method was selected based upon biological effectiveness, minimal public intrusiveness, cost, and minimal impacts to the environment.

### **Sensitive Areas**

The treatment area has been reviewed by consulting the California Department of Fish and Wildlife's California Natural Diversity Database for threatened or endangered species. The CDFA also seeks technical assistance with the United States Fish and Wildlife Service, the National Marine Fisheries Service and the California Department of Fish and Wildlife when rare and endangered species are located within the treatment area. Mitigation measures will be implemented as needed. The CDFA will not apply pesticides to surface water or undeveloped areas of native vegetation.

### **Work Plan**

The maximum treatment program area encompasses those portions of Sacramento County which fall within 1.5 miles around each property on which a JB has been detected and any subsequent detection sites within the program boundaries. This Proclamation of Emergency Program is valid until June 06, 2027, which is the amount of time necessary to carry out the treatment plan across three life cycles of the eggs deposited by the JB detected in 2024, as required by the treatment protocol for JB. A map of the treatment program boundaries is attached. The work plan consists of the following elements:

1. **Delimitation.** Intensive trapping is triggered after a single beetle is detected. Following confirmation of the specimen, trap densities are increased over a 49 square-mile area (127 km<sup>2</sup>) centered on the detection site. The central square mile forms a "core" with three concentric 1-mile buffers to create a 7 mi x 7 mi trapping grid. Trap density within the core square mile is increased from 2 traps to 100 traps within 24 hours of the detection. Within 48 hours of the detection, trap density in the surrounding concentric buffers are increased from 2 traps to 25 traps per sq mile in the 1st mile buffer, and 5 traps per square mile for each of the 2nd and 3rd mile buffers. Higher core trap densities, such as 160 or 640 traps per square

mile, have been used in the past for heavy infestations and may be adopted if needed. Traps in the core mile are serviced daily for the first week, and all others serviced at least once within the first week. After one week of negative finds, trap inspection frequency changes to weekly. Delimitation trapping then continues for the remainder of the season. If eradication is not triggered, trap densities revert to detection levels after two consecutive years of negative finds. If eradication is triggered, trap densities revert to detection levels after two consecutive years of negative finds following the last treatment. In addition, visual survey for adults may occur on host plants within 400 meters of a detection at the discretion of program management. Other visual survey methods which may be used include sweep-netting host plants. Visual inspections may also be conducted as needed outside the 400-meter radius.

2. Treatment. Treatment is triggered or expanded by the detection of a total of two or more adult Japanese beetle within three miles of each other and within the same year. Treatment is triggered if one or more immature beetles (eggs, larvae, pupae) are found. Treatments will occur in a 200-meter radius of each detection location. If a portion of a property lies outside the treatment boundary, the entire property shall be treated. Treatments are applied once per year starting with the first detection and continue for one year past the last beetle detected, but may be extended to two years at the discretion of project management. The treatment targets young grubs. The treatment plan will be implemented within a 200- meter radius of each detection site, as follows:

- The soil surface of grass turf areas and other ground cover plantings will be treated in order to target the young grubs. Acelepryn® (chlorantraniliprole), is applied to the ground using either hydraulic spray equipment or dispersal of solid granules.
- In the event that one or more live adult beetles are found in the environment (i.e., not in a trap), Acelepryn® may be used to target the adults via foliar application using hydraulic spray equipment.
- In the event the treatment area includes turfgrass or other ground cover plantings that cannot be treated with Acelepryn® due to label or permit restrictions, beetleGONE!® tlc (liquid formulation) or grubGONE!® G (granular formulation), which are products containing toxins from the microbe *Bacillus thuringiensis galleriae* (Btg), will be applied.

## Public Information

Residents of affected properties shall be invited to a public meeting or contacted directly by CDFA staff. Consultation with the California Department of Pesticide Regulation, the Office of Environmental Health Hazard Assessment, and the county agricultural commissioner's office will be provided at the public meeting or upon request to address residents' questions and concerns.

Residents are notified in writing at least 48 hours in advance of any treatment in accordance with the Food and Agricultural Code (FAC) Section 5779. Following the treatment, completion notices are left with the residents listing recommended precautions to take when re-entering the treated portion of the property.

Information concerning the JB program will be conveyed directly to local and State political representatives and authorities via letters, emails, and/or faxes. Treatment information is posted at <http://cdfa.ca.gov/plant/JB/index.html>.

Press releases, if issued, are prepared by the CDFA information officer and the county agricultural commissioner, in close coordination with the program leader responsible for treatment. Either the county agricultural commissioner or the public information officer serves as the primary contact to the media.

Information concerning the JB program will be conveyed directly to local and State political representatives and authorities via letters, emails, and/or faxes.

For any questions related to this program, please contact the CDFA toll-free telephone number at 800-491-1899 for assistance. This telephone number is also listed on all treatment notices.

### **Findings**

The JB poses a significant, clear, and imminent threat to California's natural environment, agriculture, public and private property, and its economy.

Unless emergency action is taken to disrupt the JB life cycle, there is a high potential for sudden future detections in Sacramento County and other areas.

The work plan involving chemical control of this pest is necessary to prevent loss and damage to California's natural environment, California's fruit and berry production, native resources, private and public property, and food supplies.

Therefore, I am invoking Public Resources Code Section 21080(b)(4) to carry out immediate emergency action to prevent this loss and damage.

My decision to adopt findings and take action is based on FAC sections 24.5, 401.5, 403, 407, 408, 5401-5405, and 5761-5764 and Title 3 California Code of Regulations section 3589.


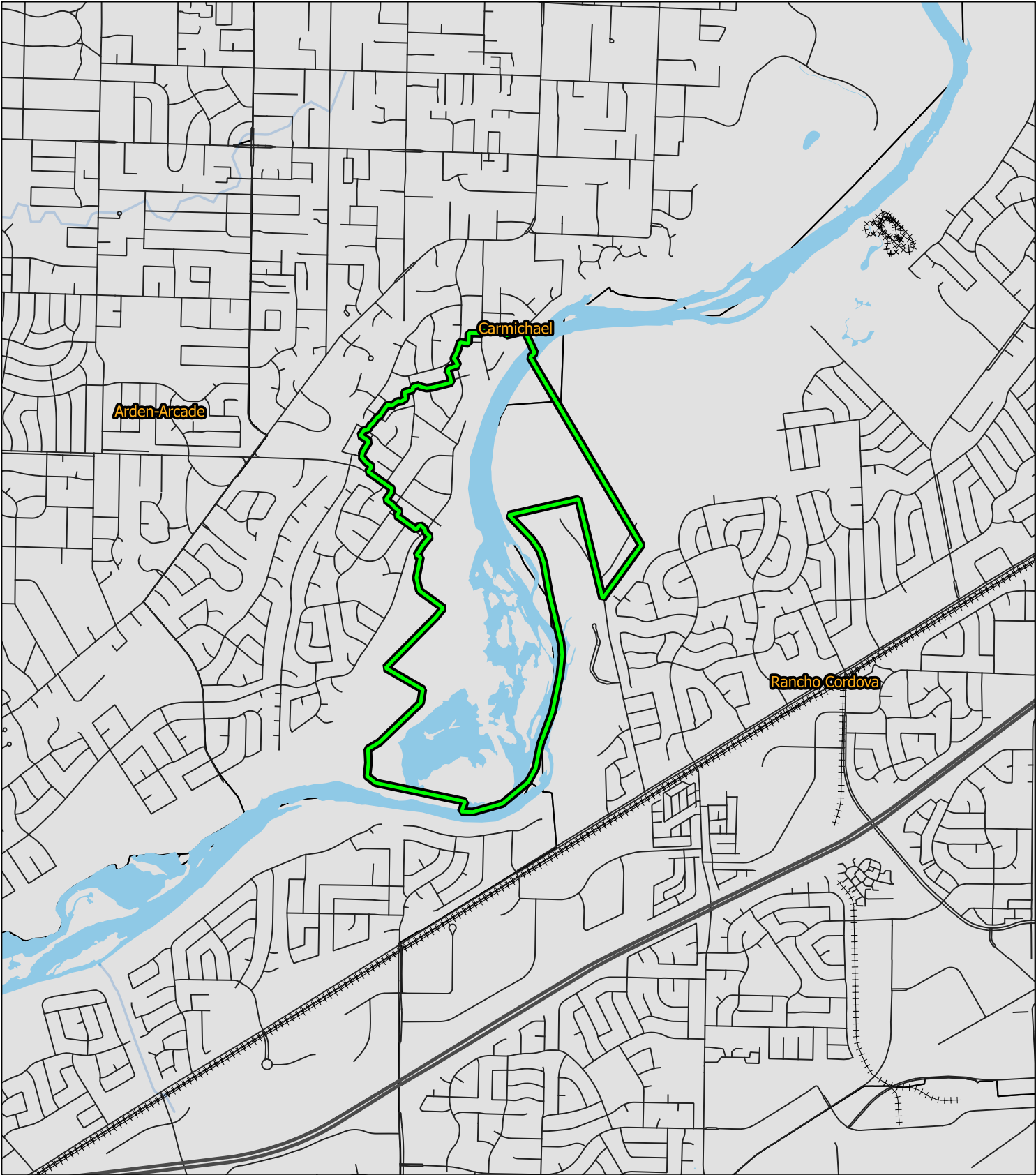
---


Karen Ross, Secretary


---

Date

Japanese Beetle Eradication Project  
Carmichael, Sacramento County  
2024



 200 Meter Treatment Area

 Sensitive Environmental Area/Treatment Mitigations In Place



## **ERADICATION PROJECT WORK PLAN FOR JAPANESE BEETLE**

### **SURVEY**

#### **1. Detection Trapping**

The California Department of Food and Agriculture (CDFA) maintains a cooperative State/County trapping program for various invasive pests, including Japanese beetle, to provide early detection of any infestation in the State. Traps are serviced by either County or State personnel and funded by the Department. The Japanese beetle program uses a green plastic or metal trap baited with a commercially produced combination of food lure (phenylethyl propionate, eugenol, and geraniol), and male sex attractant (Japonilure). Traps are placed near grass areas and other favored host material in residential and densely populated rural areas, at a density of two per square mile. In addition, traps are placed around high hazard adult introduction points such as airports and freight forwarding facilities. County or State employees inspect the general detection traps every six weeks and the high hazard traps every two weeks from June through August.

#### **2. Intensive Trapping**

Intensive trapping is triggered after a single beetle is detected. Following confirmation of the specimen, trap densities are increased over a 49 square-mile area (127 km<sup>2</sup>) centered on the detection site. The central square mile forms a “core” with three concentric 1-mile buffers to create a 7 mi x 7 mi trapping grid. Trap density within the core square mile is increased from 2 traps to 100 traps within 24 hours of the detection. Within 48 hours of the detection, trap density in the surrounding concentric buffers are increased from 2 traps to 25 traps per sq mile in the 1st mile buffer, and 5 traps per square mile for each of the 2nd and 3rd mile buffers. Higher core trap densities, such as 160 or 640 traps per square mile, have been used in the past for heavy infestations and may be adopted if needed. Trap densities in the core square mile are increased to protocol levels within 24 hours, while trap placement in the remainder of the delimitation area will be completed from the core outward within 48 hours of the find. Traps in the core mile are serviced daily for the first week, and all others serviced at least once within the first week. After one week of negative finds, trap inspection frequency changes to weekly. Delimitation trapping then continues for the remainder of the season. If eradication is not triggered, trap densities revert to detection levels after two seasons of negative finds. If eradication is triggered, trap densities revert to detection levels after three seasons of negative finds.

#### **3. Visual Survey**

Host plants within 400 meters of a detection may be visually inspected for adult beetles at the discretion of project management. Other visual survey methods which may be used include sweep-netting host plants and soil inspection on find properties. Finds in high- hazard traps will not trigger visual survey unless repeated finds indicate a potential infestation. Highly attractive hosts are roses, stone fruits, grapes, and corn. Beetles are more likely to be seen when temperatures are between 70° and 90° F.



#### 4. **Post-Treatment Monitoring**

The success of the eradication program is monitored by intensive trapping levels for two years after the last treatment season. If no beetles are caught during that time, trap densities return to detection levels.

### **TREATMENT**

Treatment is triggered or expanded by the detection of a total of two or more Japanese beetle adults within three miles of each other and during the timeframe of one life cycle, which includes the next flight season; or by a mated female; or by one or more immature beetles. Treatments will occur in a 200-meter radius of each detection location. If a portion of a property lies outside the treatment boundary, the entire property shall be treated. Treatments are applied for one life cycle past the last beetle detected, but may be extended to two life cycles at the discretion of project management. Affected properties will be notified in writing at least 48 hours prior to treatment. Following treatment, completion notices are left with the homeowners detailing precautions to take and post-harvest intervals applicable to any fruit on the property. There are two types of treatments, each of which targets a specific life stage.

- The soil surface of grass turf areas and other ground cover plantings are treated in order to target the young grubs. Acelepryn®, containing chlorantraniliprole, is applied via hydraulic spray equipment or dispersal of solid granules to the soil surface once during April through June. In the event that Acelepryn® cannot be used during this time period due to weather or other factors, then Merit® 2F, containing imidacloprid, may be used in mid- to late June. Soil treatments will not be made within 30 feet of water bodies or within 30 feet of native elderberry, *Sambucus nigra* ssp. *canadensis*.
- In the event that one or more live adult beetles are found in the environment (i.e., not in a trap), foliar treatments with Acelepryn®, containing chlorantraniliprole, may be used to target the adults. Project management will use several factors to decide whether to treat, including but not limited to, number of beetles, locations in relation to previous detections, suitability of surrounding environment for establishment, etc. Should the decision to treat be made, then all plants which are allowed to be treated as per the product label will be treated with this product using hydraulic spray or hand spray equipment to treat the foliage of plants where adults are found or likely to feed. Treatments with Acelepryn® will not be made within 30 feet of water bodies. In the event that foliar treatment with Acelepryn® is not feasible, for example, if treatment is necessary within 30 feet of a water body, foliar applications with beetleGONE!® tlc (liquid formulation) may be made instead. Foliar treatments, whether with Acelepryn® or beetleGONE!®, will not be made 30 feet of native elderberry, *Sambucus nigra* ssp. *canadensis*.
- In the event the treatment area includes turfgrass or other ground cover plantings that cannot be treated with Acelepryn® due to label or permit restrictions, beetleGONE!® tlc (liquid formulation) or grubGONE!® G (granular formulation), which are products containing toxins from the microbe *Bacillus thuringiensis galleriae* (Btg), will be applied.

## **SENSITIVE AREAS**

The treatment area has been reviewed through consultation with the California Department of Fish and Wildlife's California Natural Diversity Database for threatened or endangered species. The CDFA also seeks technical assistance from the California Department of Fish and Wildlife, the U.S. Fish and Wildlife Service and the National Marine Fisheries Services when rare and endangered species are located within the treatment area. Mitigation measures will be implemented. The CDFA will not apply pesticides to bodies of water or undeveloped areas of native vegetation.

## **PUBLIC NOTIFICATION**

Residents of affected properties shall be invited to a public meeting or contacted directly by CDFA staff. Consultation with the California Department of Pesticide Regulation, the Office of Environmental Health Hazard Assessment, and the county agricultural commissioner's office will be provided at the public meeting or upon request to address residents' questions and concerns.

In accordance with Food and Agricultural Code Sections 5779 and 5401-5404, any resident whose property will be treated will be notified in writing at least 48 hours in advance of any treatment. Following the treatment, completion notices are left with homeowners detailing precautions to take and post-harvest intervals applicable to any fruit on the property. Treatment information is posted on the CDFA website at <http://www.cdfa.ca.gov/plant/JB/index.html>. Information concerning the project will be conveyed directly to concerned local and State political representatives and authorities via letters, emails, and/or faxes. Press releases, if issued, are prepared by the CDFA information officer and the county agricultural commissioner, in close coordination with the project leader responsible for treatment. Either the county agricultural commissioner or the public information officer serves as the primary contact to the media.

**INTEGRATED PEST MANAGEMENT ANALYSIS OF ALTERNATIVE  
TREATMENT METHODS TO ERADICATE JAPANESE BEETLE  
June 2024 update**

The treatment program used by the California Department of Food and Agriculture (CDFA) for control of the Japanese beetle, *Popillia japonica* (Coleoptera: Scarabaeidae), primarily targets the larval stage. The program follows recommendations formulated by the Japanese Beetle Science Advisory Panel which met in December 2015 (please visit <https://www.cdfa.ca.gov/plant/JB/index.html> for more information). A systemic insecticide containing either chlorantraniliprole or imidacloprid is used to control developing larvae, and a contact insecticide containing Acelepryn may be used if adult beetles are collected from the environment but not in a trap. These products have been shown to be effective against Japanese beetle during eradication projects in other uninfested states.

Below is an evaluation of alternative treatment methods for Japanese beetle which have been considered for eradication programs in California, including the methods chosen for the current program.

**A. PHYSICAL CONTROL**

**Mass Trapping.** This method involves placing a high density of traps in an area in an attempt to physically remove the adults before they can reproduce. It is not recommended as a general eradication measure against established populations because trap capture rates can be low, and studies indicate that there is only a 40 to 50% drop in population numbers at high trap densities (1 per acre, or 640 per square mile). It has been shown to reduce numbers significantly in isolated populations, but several years are required. Also, trapping as a small-scale eradication technique within a larger infested area is not recommended because it has been shown to encourage mating by drawing in males and females to nearby foliage, where they can more readily find each other and mate, and can actually increase the damage on plants around the traps.

**Active Removal of Beetle Life Stages.** Adult Japanese beetles are mobile day time fliers, and adults could theoretically be netted or collected off of foliage. However, due to their ability to fly when disturbed, and the laborious and time prohibitive task of collecting small insects from many properties by hand, it would be highly improbable that all of the adults could be captured and removed. Eggs, larvae, and pupae all occur in the soil in and around plant roots, so all potentially infested plant roots and associated soil in the entirety of the eradication area would have to be removed and disposed of in order to remove these life stages from the environment.

**Host Plant Removal.** Removal of host plants involves the large scale destruction of plants by either physical removal or phytotoxic herbicides. Host plant removal is not considered an economically efficient option for area-wide treatment because the host plant list for Japanese beetle is so extensive and removal is labor intensive and disruptive of the landscape. It is also intrusive to residents, who may oppose losing their plants. Additionally, this method may possibly promote the dispersal of beetles in search of food and egg laying sites, thus spreading the infestation to new areas outside the host plant removal area. Although it is not practicable for CDFA to remove host plants, residents can remove their own turfgrass and other ground cover plantings in lieu of soil treatment. If this option is chosen by the resident, then host plant removal must be completed before May 1<sup>st</sup>.

**B. CULTURAL CONTROL**

**Cultural Control.** Cultural controls involve the manipulation of cultivation practices to reduce the

prevalence of pest populations. These include crop rotation, using pest-resistant varieties, and intercropping with pest-repellent plants. This approach generally is not sufficient for eradication of pest infestations. Specifically, none of these options are applicable for Japanese beetle eradication in an urban environment with multiple hosts, and may only serve to drive the beetles to disperse outside the treatment area, thus spreading the infestation. For these reasons, cultural control is not considered to be an effective alternative.

### C. BIOLOGICAL CONTROL

**Microorganisms.** Milky spore is a soil bacterium, *Paenibacillus popilliae* (formerly *Bacillus popilliae*), which attacks the grubs. It can be effective in limiting the density of populations, but takes two to three years to build up sufficient numbers for control. The 1983-84 California Environmental Assessment of the Sacramento County Japanese beetle project noted that USDA had an extensive program that resulted in inoculation of the milky spore pathogen into large areas of the northeast U.S. However, results were variable and complete elimination of Japanese beetle was not achieved. In addition, pest resurgences were noted in a number of areas. Also, at very low Japanese beetle densities there are insufficient grubs to allow buildup of spores in the soil. The assessment concluded that milky spore was not an option for eradication. The microsporidian fungus *Ovavesicula popilliae* has shown some effectiveness against Japanese beetle grubs. However, at present it can only be produced by homogenizing infected beetles into a slurry and is not available in the quantity required for an eradication project. Toxins from the microbe *Bacillus thuringiensis galleriae* (Btg) are now registered and commercially available in California as the products BeetleGONE!® tlc (liquid formulation) and grubGONE® tlc (granular formulation). Btg does show effectiveness against Japanese beetle, but for complete control its use should be restricted to areas that cannot be treated with chemical insecticides due to label or permit restrictions where more effective products cannot be applied.

**Nematodes.** *Heterorhabditis bacteriophora* and *Stenernema glaseri* appear to be the most widely used soil nematodes used against Japanese beetle grubs. The California Department of Pesticide Regulation does not regulate nematodes because they do not require pesticide registration for multicellular biocontrol organisms, so they can be used in California. However, success of nematodes is problematic because soil type, moisture, and temperature can greatly influence their effectiveness. Nematodes require a fairly loose textured soil (sand, loamy sand, or sandy loam) because they need to be able to move through the spaces between the soil particles. Nematodes work best in a moist soil (watered, but not to excess) and generally have a narrow soil temperature range in which they work best. Due to the practical challenges of maintaining optimal soil conditions for survival and distribution of Nematodes across a wide variety of public and private landscape conditions, Nematodes are not recommended as an effective means of eradication for JB relative to other available options.

**Parasites and Predators.** There have been 24 parasites released in the U.S. against Japanese beetle, but only five have become established and only three of these are considered somewhat successful. However, they are not available commercially. Biological control using parasites and predators is generally not considered an effective stand-alone eradication method because their success is density dependent; they are more effective against dense prey populations than against light populations. So their effectiveness decreases as the prey population declines.

**Sterile Insect Technique (SIT).** The sterile insect technique (SIT) involves the production and release of reproductively sterile insects, with the goal of preventing reproduction in a pest population via the mating of the sterile insects with the existing field population. Some research on the production and release of sterile Japanese beetle adults was done in the 1960's and 1970's, but it has never been developed as a control tactic.

## D. CHEMICAL CONTROL

**Soil Treatment.** A number of systemic and contact insecticides have been researched for use against Japanese beetle grubs. The following products have been chosen for use by the CDFA, based on a combination of effectiveness against Japanese beetle, worker and environmental safety, and California registration status. One or the other will be used, depending on time of year.

- Acelepryn® is a formulation of chlorantraniliprole which is applied via hydraulic spray equipment or dispersal of solid granules to the soil surface. Chlorantraniliprole is most effective against young larvae and takes up to six weeks to be effective, so application of this compound is made during mid- to late-April. In the event that Acelepryn® cannot be used during this time period due to weather or other factors, then Merit® 2F, containing imidacloprid, will be used in mid- to late-June (see below). Chlorantraniliprole is a synthetic anthranilic diamide insecticide which controls a number of other root feeding pests, but is generally considered safe for beneficial biological control insects.
- Merit® 2F is a formulation of imidacloprid which is applied via hoses to the soil surface. Imidacloprid is most effective against young larvae, so application of this compound is made during the early summer in areas where Acelepryn® has not been used. Imidacloprid is a synthetic neonicotinoid insecticide which controls a number of other rootfeeding pests, but is generally considered safe for beneficial biological control insects.

**Foliar Treatment.** A number of contact insecticides have been researched for use against Japanese beetle adults elsewhere. The following product has been chosen for use by the CDFA, based on a combination of effectiveness against Japanese beetle, worker and environmental safety, and California registration status. Foliar treatment is warranted only if one or more live adult beetles are found in the environment (i.e., not in a trap).

- Acelepryn® is a formulation of chlorantraniliprole which may be applied to the foliage of host plants. Chlorantraniliprole is a synthetic anthranilic diamide insecticide that is generally considered safe for beneficial insects. The foliar spray application may be made using mechanically pressurized sprayers, hydraulic sprayers, hand sprayers, or backpack sprayers. Applications could be made to ornamental plants and trees (up to 30 ft. into the canopy), as well as landscaped areas including flowers and containerized plants. Up to four applications may be made per year at a 21-day re-treatment interval.
- Tempo® SC Ultra is a formulation of cyfluthrin which may be applied to the foliage of host plants. Tempo® SC Ultra is a wide-spectrum synthetic pyrethroid insecticide which controls hundreds of insect species. Tempo® SC Ultra is preferentially used over other contact insecticides by the CDFA because it has low mammalian toxicity and a relatively shorter half-life. However, it is not registered for use on a number of backyard fruit and vegetable crops which are attacked by Japanese beetle, so its usage is restricted primarily to ornamental plants. Tempo® SC Ultra is used in cases that fall outside of the Acelepryn® treatment label specifications.

## E. RESOURCES

Barbercheck, M. 2005. Insect-Parasitic Nematodes for the Management of Soil-Dwelling Insects. Steinernematidae and Heterorhabditidae. Pennsylvania State University Entomology Notes, BEN-1. 5 pp.

California Department of Food and Agriculture. 2016. Japanese Beetle (JB).

## JAPANESE BEETLE IPM Analysis

- Cranshaw, W. 2007 [revised 2013]. Japanese Beetle. Colorado State University Extension Fact Sheet 5.601, 4 pp.
- Klein, M. 1998. Japanese Beetle: The Continuing Struggle to Achieve Successful Biological Control. Midwest Biological Control News. 5(8): 4 pp.
- Potter, D. A. and D. W. Held. 2002. Biology and Management of the Japanese Beetle. Annual Review of Entomology. 47: 175-205.
- Shetlar, D. J. 2001. Control of Japanese Beetle Adults and Grubs in Home Lawns. The Ohio State University Extension Fact Sheet HYG-2001-03, 2 pp.
- Smitley, D. 2006. Biological Control of Japanese Beetle in Michigan through Parasite and Pathogen Introduction. Maine Board of Pesticides Control. 3 pp.
- United States Department of Agriculture. 2004. Managing the Japanese Beetle: A Homeowner's Handbook. Program Aid No. 1599. 16 pp.
- Vail, K. M., F. Hale, H. E. Williams, and C. Mannion. 2002. The Japanese Beetle and Its Control. Agricultural Extension Service, The University of Tennessee, PB946. 19 pp.

## PEST PROFILE

Common Name: Japanese Beetle

Scientific Name: *Popillia japonica* Newman

Order and Family: Coleoptera: Scarabaeidae

Description: The adult beetle is a broadly oval insect about 13 millimeters long (0.5 inch) and about six millimeters wide (0.25 inch). The body is a bright metallic green, the legs are a darker green, and the wing covers are a coppery brown and do not quite extend to the end of the abdomen. There are two small tufts of white hairs just behind the wing covers and five patches along each side. The small white oval eggs are laid in the soil. The larva is C-shaped with three pairs of legs, white, and grows to 25 millimeters in length (one inch). Pupae are light reddish-brown and 13 millimeters long (0.5 inch).

History and Economic Importance: The Japanese beetle is originally from Japan, and was first found in the U.S. in 1916 in New Jersey. It is not a serious pest in Japan where there are relatively few large grassy areas favorable for its reproduction, and the action of predators, parasites, and pathogens keep the beetle numbers low. In the U.S. however, a favorable climate, large areas of permanent turf for reproduction, and ineffectual natural enemies favor increased population densities. It is considered a serious pest of turf, and adults damage a wide variety of both ornamental and agricultural plants.

Distribution: The Japanese beetle is native to the main island of Japan. The beetle is currently found in coastal and adjacent states from Maine to Alabama with small infestations westward to beyond the Mississippi River.

Life Cycle: Females lay eggs in small clusters of one to four eggs within cells two to four inches below the soil surface. Each female may lay 40 to 60 eggs in her lifetime. Eggs hatch in 10 to 14 days. Larvae feed on many types of plant roots, but are fond of grasses. They move deeper into the soil at the onset of winter, and return to the root zone in the spring to feed. Larvae develop through three instars. Pupation takes place in earthen cells later in the spring, and adults emerge after eight to 20 days. There is usually one generation per year, although larvae can take up to two years to develop in unfavorable conditions such as wet, damp soils. The adults emerge from May to September and feed on foliage, flowers and fruit. The exact timing of emergence depends upon geographical location and weather.

Hosts and Damage: A wide range of plants are attacked in the U. S. by the adult beetles, which skeletonize leaves by eating around the larger veins and chew on flowers. Hosts include small fruits, tree fruits, truck and garden crops, ornamental shrubs, vines, and trees. Feeding studies show a host range in excess of 300 plants in 79 plant families. Among the preferred plants are grape, apple, cherry, peach, plum, rose, and corn. Corn is injured by eating the silk which interferes with formation of kernels. Soft fruits such as grapes, berries, and stone fruits may be completely consumed. Medium to high densities of larvae will cause patches of dead grass.

## Partial Favored Host List of Adults

### **Common Name**

American chestnut  
American elm  
American linden  
American mountain ash  
Apple  
Apricot  
Asparagus  
Black walnut  
Cherry, black  
Cherry, sour  
Cherry, sweet  
Common mallow  
Common rose mallow  
Corn  
Crepe myrtle  
Evening primrose  
Grape  
Grape, fox  
Grape, summer  
Gray birch  
Highbush blueberry  
Hollyhock  
Horsechestnut  
Japanese flowering crabapple  
Japanese maple  
Kerria  
Kiss me over the garden gate  
Lombardy poplar  
London planetree  
Marsh mallow  
Nectarine  
Norway maple  
Peach  
Pennsylvania smartweed  
Plum  
Plum, Japanese  
Poison ivy  
Pussy willow  
Rhubarb  
Rose  
Sassafras  
Rose-of-Sharon  
Siberian crabapple  
Soybean  
Sweet pepper bush  
Virginia creeper

### **Scientific Name**

*Castanea dentata*  
*Ulmus americana*  
*Tilia americana*  
*Sorbus americana*  
*Malus sylvestris*  
*Prunus armeniaca*  
*Asparagus officinalis*  
*Juglans nigra*  
*Prunus serotina*  
*Prunus cerasus*  
*Prunus avium*  
*Malva rotundifolia*  
*Hibiscus moscheutos*  
*Zea mays*  
*Lagerstroemia indica*  
*Oenothera biennis*  
*Vitis vinifera*  
*Vitis labrusca*  
*Vitis aestivalis*  
*Betula populifolia*  
*Vaccinium corymbosum*  
*Alcea rosea*  
*Aesculus hippocastanum*  
*Malus floribunda*  
*Acer palmatum*  
*Kerria japonica*  
*Polygonum orientale*  
*Populus nigra* 'Italica'  
*Platanus x hispanica*  
*Althaea officinalis*  
*Prunus persica* var. *nucipersica*  
*Acer platanooides*  
*Prunus persica*  
*Polygonum pennsylvanicum*  
*Prunus domestica*  
*Prunus salicina*  
*Toxicodendron radicans*  
*Salix discolor*  
*Rheum rhabarbarum*  
*Rosa* spp. and hybrids  
*Sassafras albidum*  
*Hibiscus syriacus*  
*Malus baccata*  
*Glycine max*  
*Clethra alnifolia*  
*Parthenocissus quinquefolia*