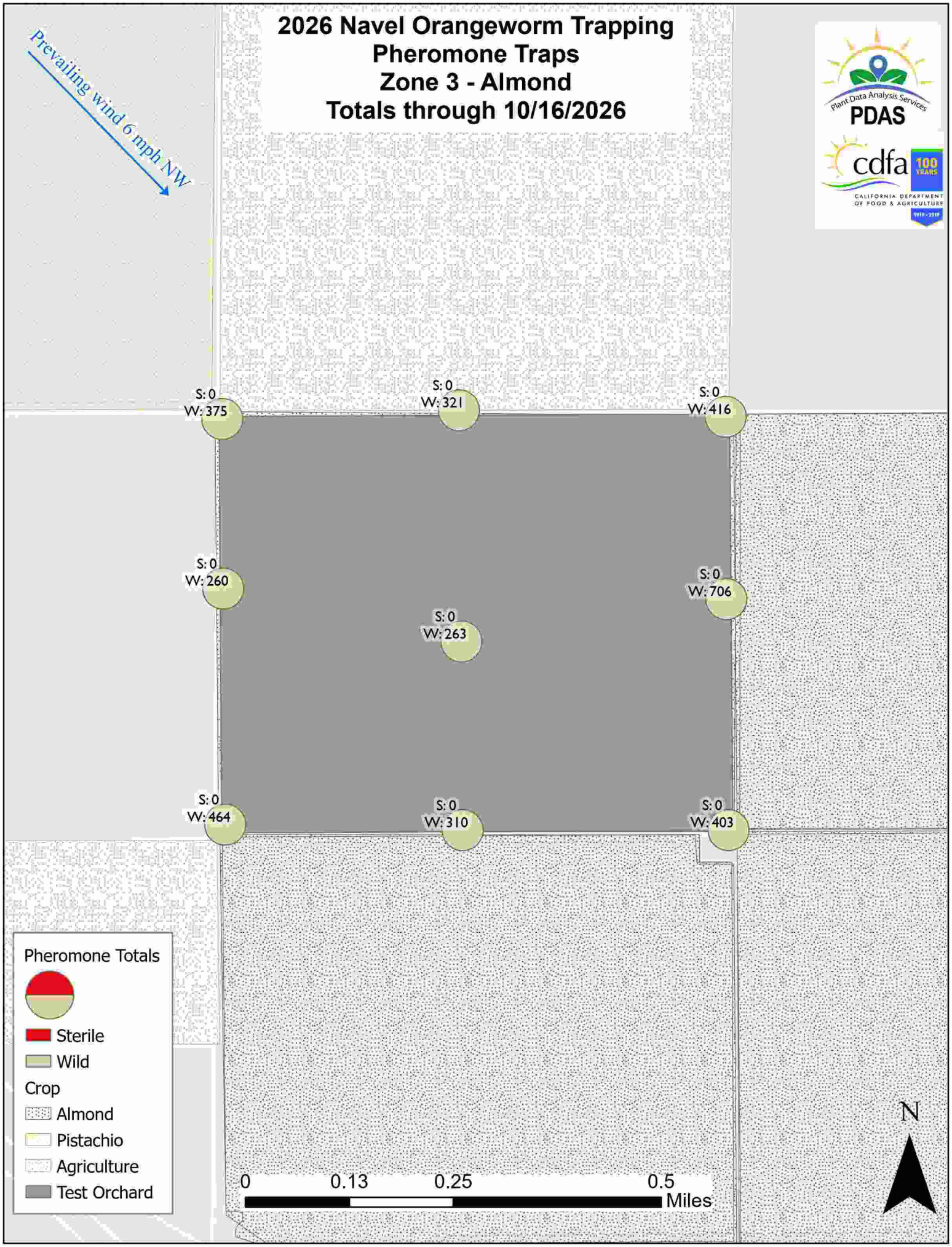
2026 Navel Orangeworm Trapping
Pheromone Traps
Zone 3 - Almond
Totals through 10/16/2026
Prevailing wind 6 mph NW
Plant Data Analysis Services
PDAS
cdfa
100 YEARS
CALIFORNIA DEPARTMENT OF FOOD & AGRICULTURE
S: 0
W: 375
S: 0
W: 321
S: 0
W: 416
S: 0
W: 260
S: 0
W: 706
S: 0
W: 263
S: 0
W: 464
S: 0
W: 310
S: 0
W: 403
Pheromone Totals
Sterile
Wild
Crop
Almond
Pistachio
Agriculture
Test Orchard
0
0.13
0.25
0.5
Miles
N

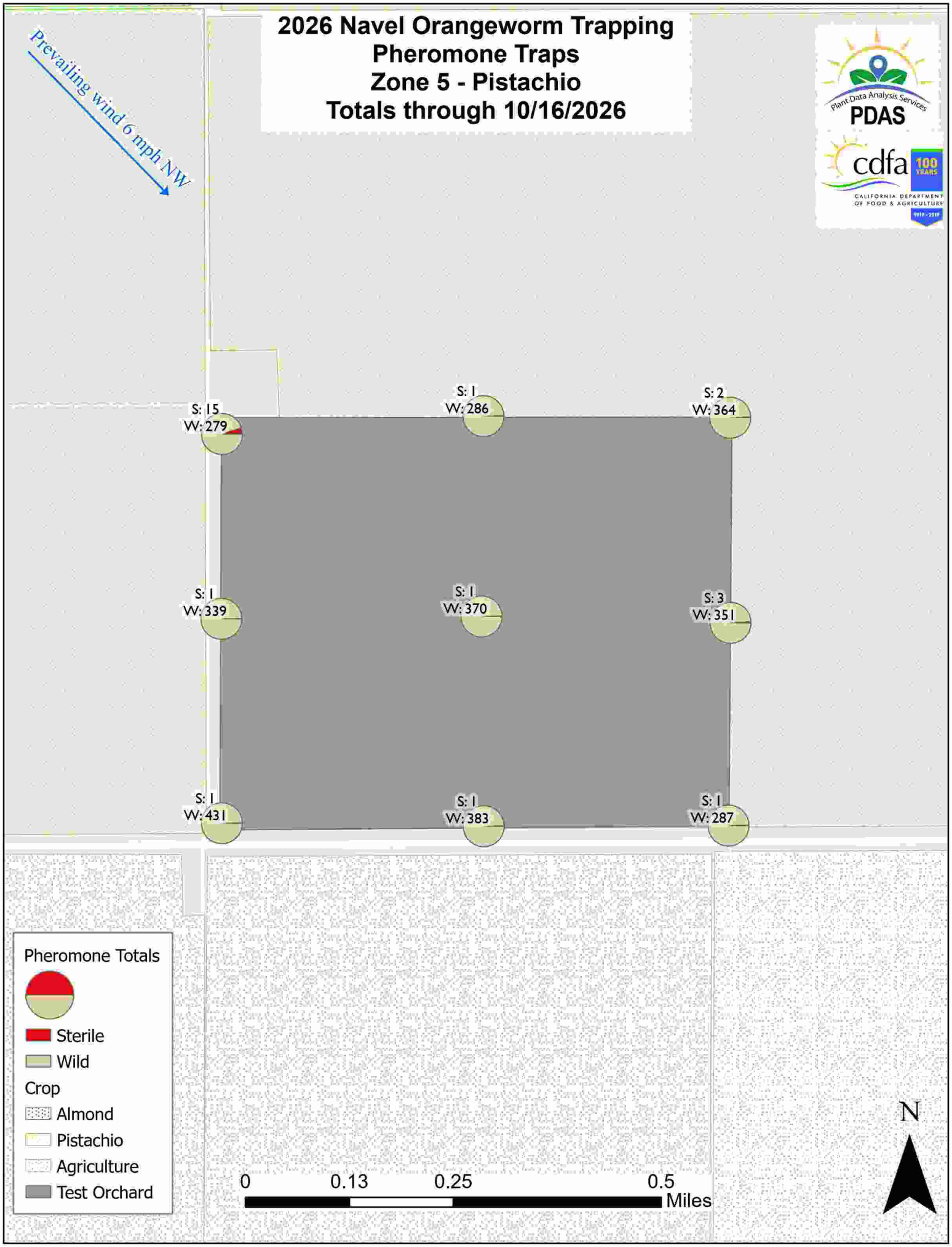
2026 Navel Orangeworm Trapping
Pheromone Traps
Zone 5 - Pistachio
Totals through 10/16/2026
Prevailing wind 6 mph NW
Plant Data Analysis Services
PDAS
cdfa
100 YEARS
CALIFORNIA DEPARTMENT OF FOOD & AGRICULTURE
S: 15
W: 279
S: 1
W: 286
S: 2
W: 364
S: 1
W: 339
S: 1
W: 370
S: 3
W: 351
S: 1
W: 431
S: 1
W: 383
S: 1
W: 287
Pheromone Totals
Sterile
Wild
Crop
Almond
Pistachio
Agriculture
Test Orchard
0
0.13
0.25
0.5
Miles
N

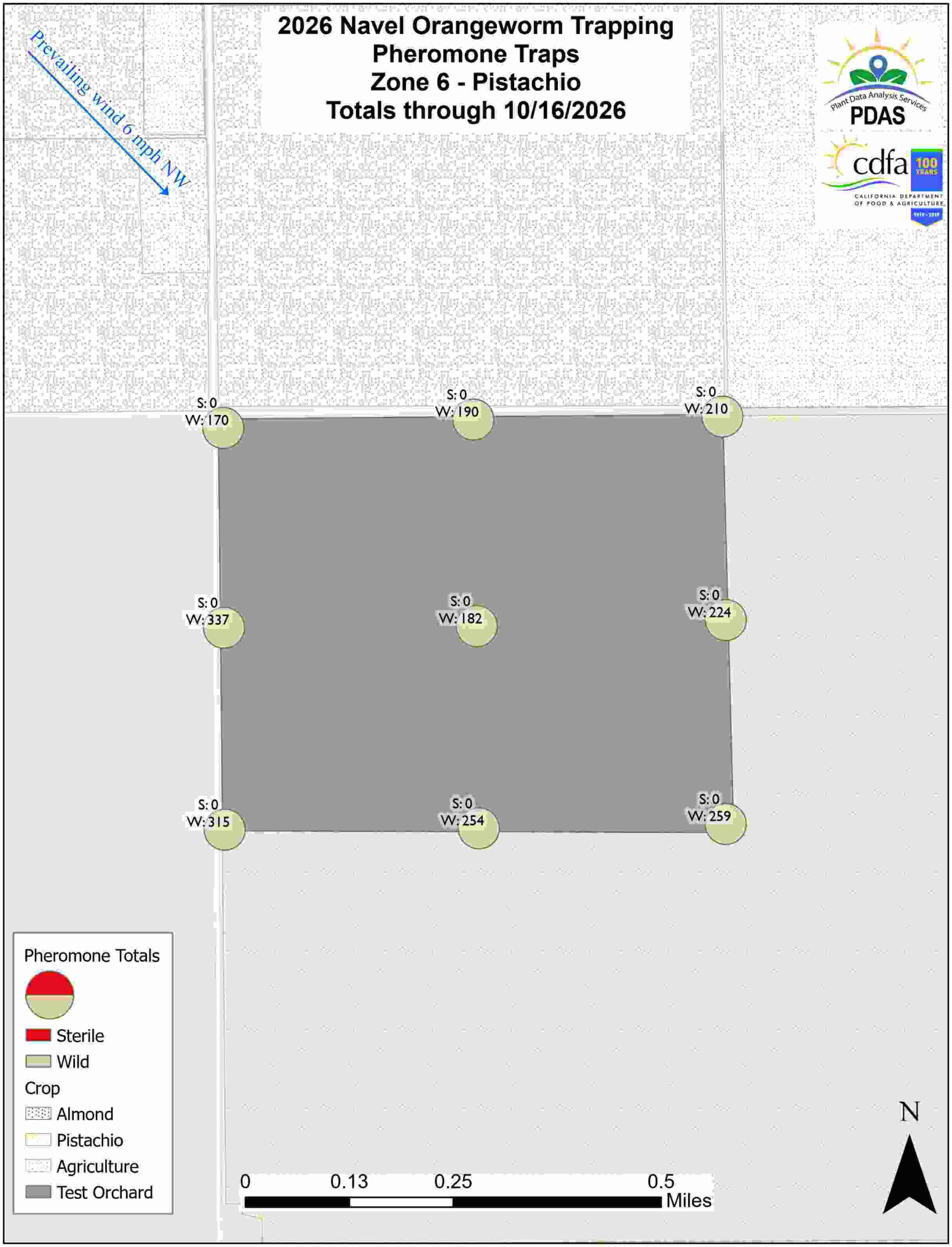
2026 Navel Orangeworm Trapping
Pheromone Traps
Zone 6 - Pistachio
Totals through 10/16/2026
Prevailing wind 6 mph NW
Plant Data Analysis Services
PDAS
cdfa
100 YEARS
CALIFORNIA DEPARTMENT OF FOOD & AGRICULTURE
S: 0
W: 170
S: 0
W: 190
S: 0
W: 210
S: 0
W: 337
S: 0
W: 182
S: 0
W: 224
S: 0
W: 315
S: 0
W: 254
S: 0
W: 259
Pheromone Totals
Sterile
Wild
Crop
Almond
Pistachio
Agriculture
Test Orchard
0
0.13
0.25
0.5
Miles
N

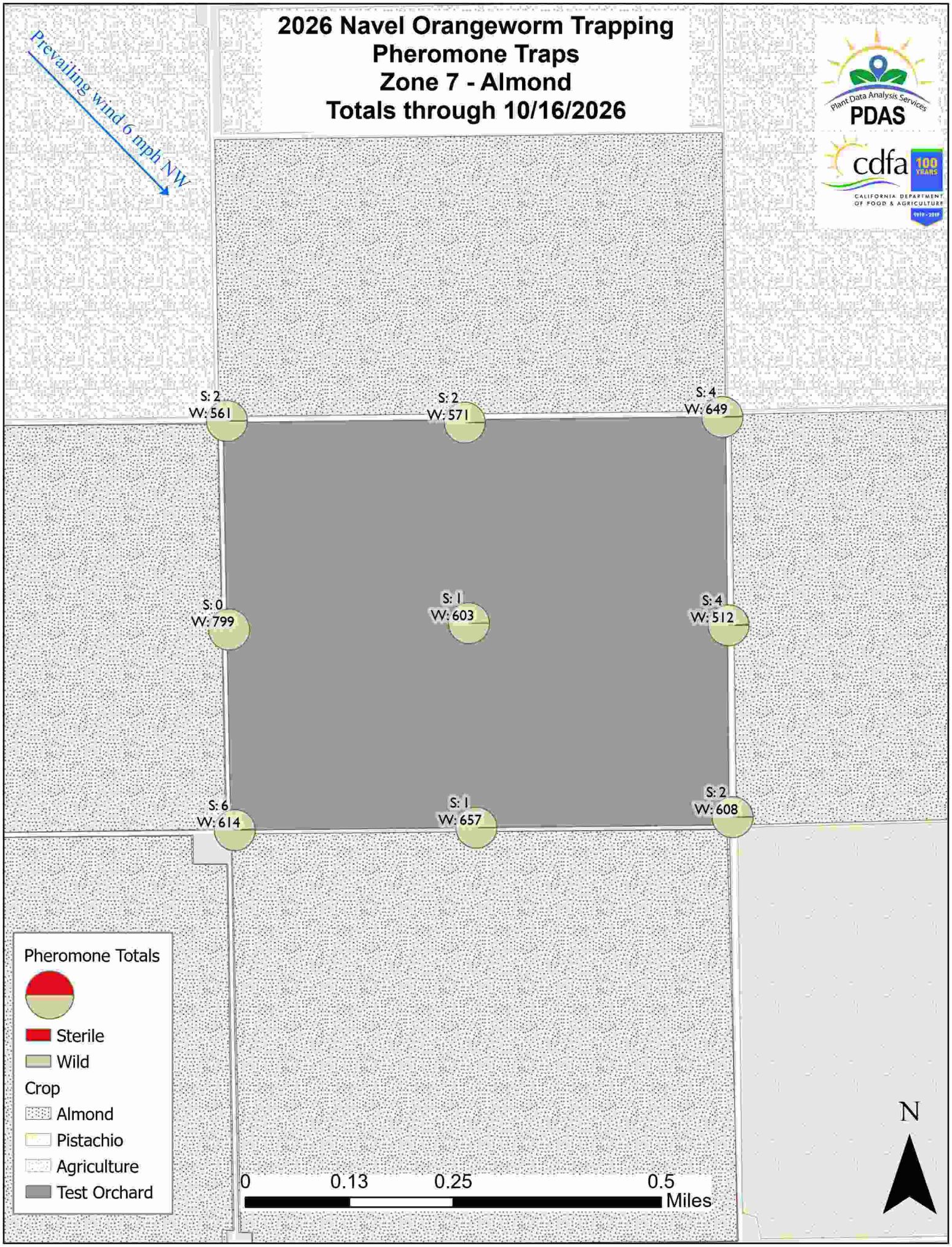
2026 Navel Orangeworm Trapping
Pheromone Traps
Zone 7 - Almond
Totals through 10/16/2026
Prevailing wind 6 mph NW
Plant Data Analysis Services
PDAS
cdfa
100 YEARS
CALIFORNIA DEPARTMENT OF FOOD & AGRICULTURE
S: 2
W: 561
S: 2
W: 571
S: 4
W: 649
S: 0
W: 799
S: 1
W: 603
S: 4
W: 512
S: 6
W: 614
S: 1
W: 657
S: 2
W: 608
Pheromone Totals
Sterile
Wild
Crop
Almond
Pistachio
Agriculture
Test Orchard
0
0.13
0.25
0.5
Miles
N

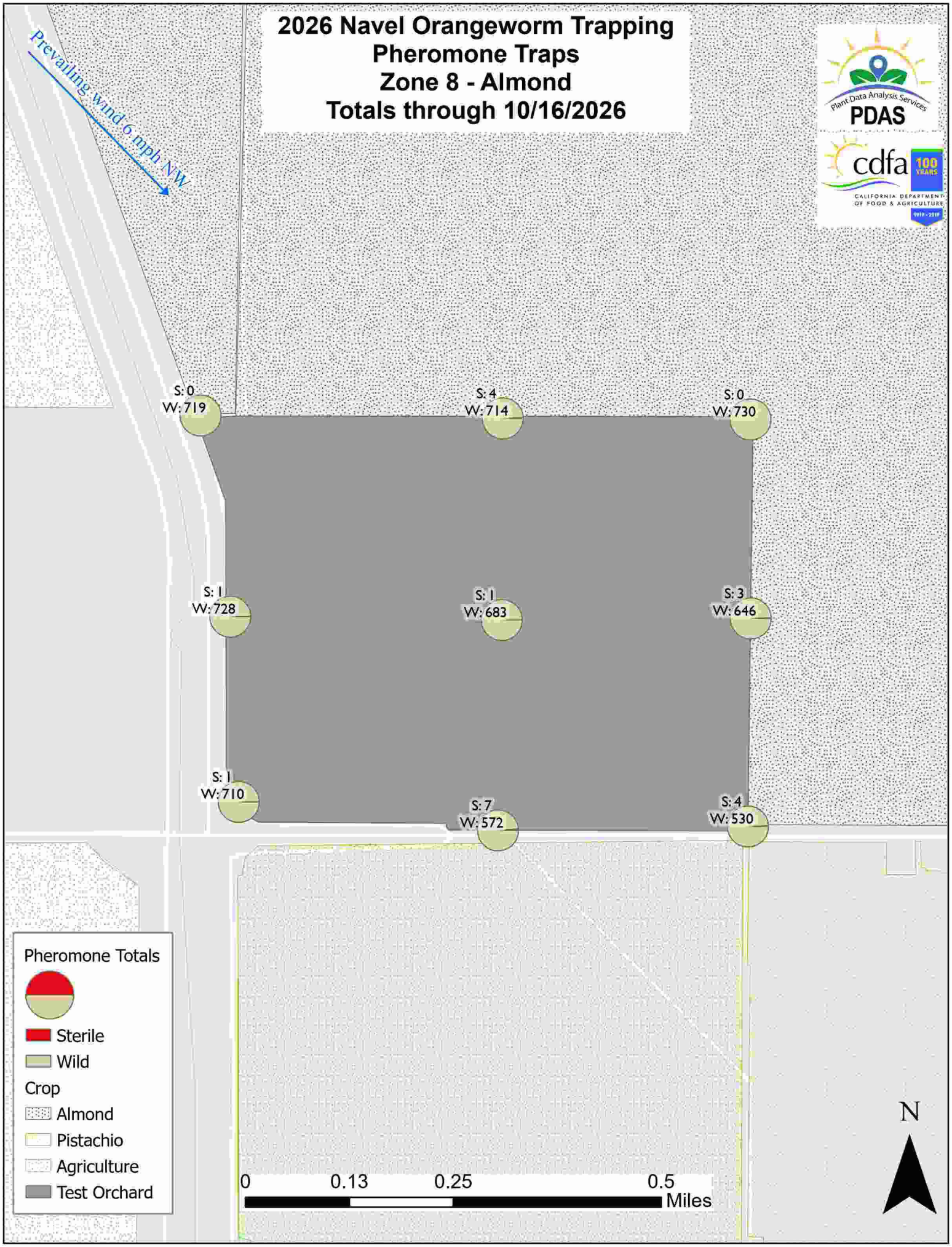
2026 Navel Orangeworm Trapping
Pheromone Traps
Zone 8 - Almond
Totals through 10/16/2026
Prevailing wind 6 mph NW
Plant Data Analysis Services
PDAS
cdfa
100 YEARS
CALIFORNIA DEPARTMENT OF FOOD & AGRICULTURE
S: 0
W: 719
S: 4
W: 714
S: 0
W: 730
S: 1
W: 728
S: 1
W: 683
S: 3
W: 646
S: 1
W: 710
S: 7
W: 572
S: 4
W: 530
Pheromone Totals
Sterile
Wild
Crop
Almond
Pistachio
Agriculture
Test Orchard
0
0.13
0.25
0.5
Miles
N

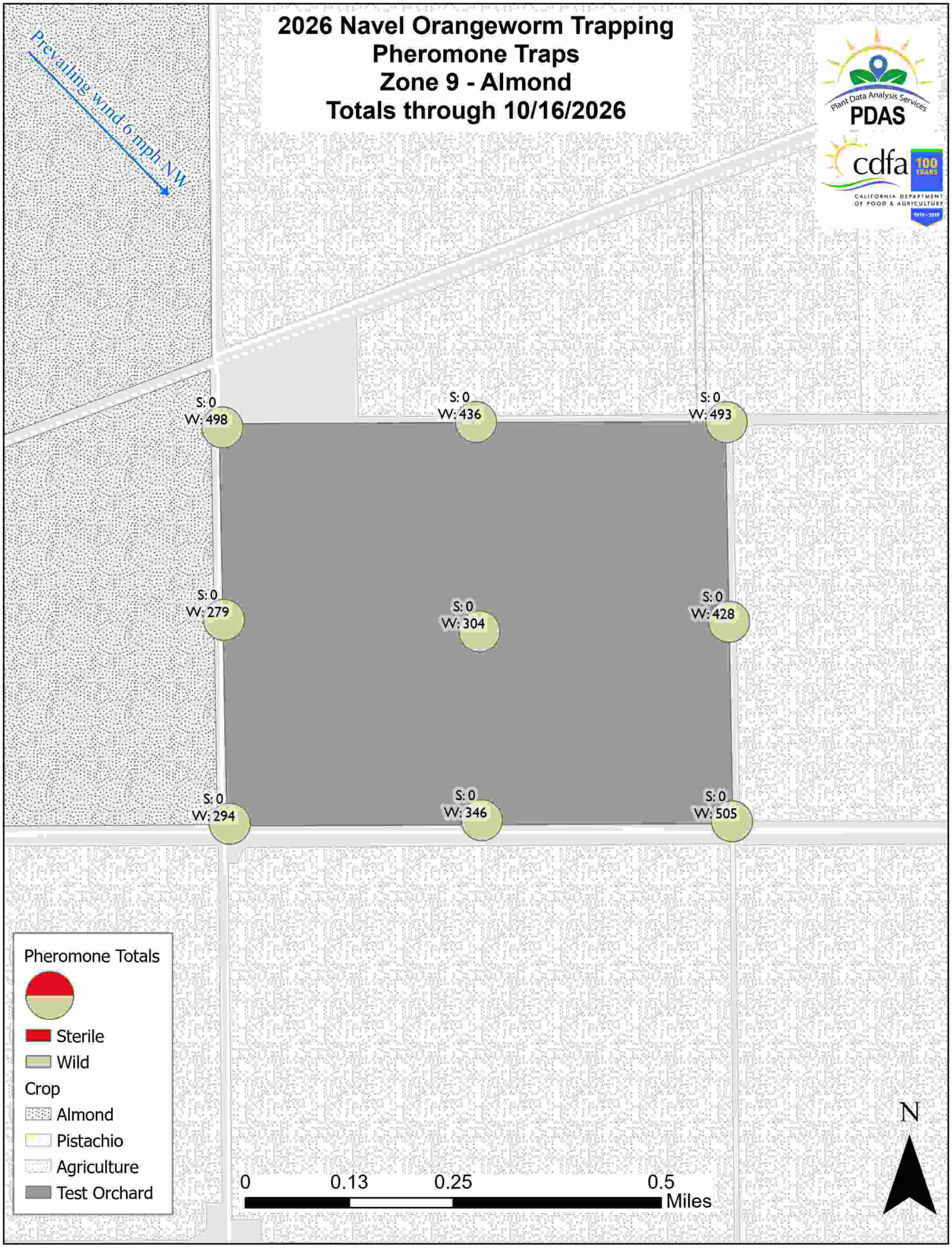
2026 Navel Orangeworm Trapping
Pheromone Traps
Zone 9 - Almond
Totals through 10/16/2026
Prevailing wind 6 mph NW
Plant Data Analysis Services
PDAS
cdfa
100 YEARS
CALIFORNIA DEPARTMENT OF FOOD & AGRICULTURE
S: 0
W: 498
S: 0
W: 436
S: 0
W: 493
S: 0
W: 279
S: 0
W: 304
S: 0
W: 428
S: 0
W: 294
S: 0
W: 346
S: 0
W: 505
Pheromone Totals
Sterile
Wild
Crop
Almond
Pistachio
Agriculture
Test Orchard
0
0.13
0.25
0.5
Miles
N

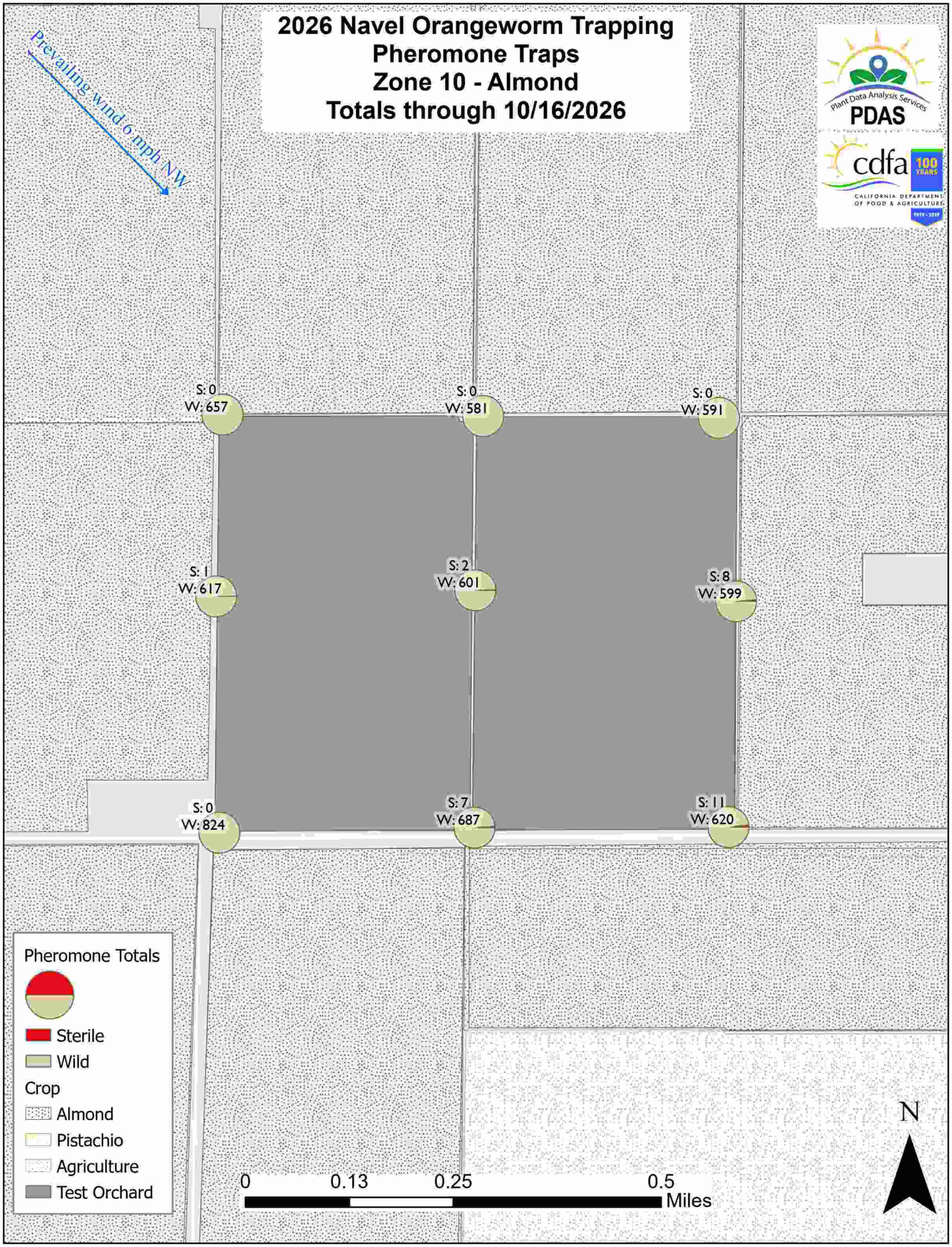
2026 Navel Orangeworm Trapping
Pheromone Traps
Zone 10 - Almond
Totals through 10/16/2026
Prevailing Wind 6 mph NW
Plant Data Analysis Services
PDAS
cdfa
100 YEARS
CALIFORNIA DEPARTMENT OF FOOD & AGRICULTURE
S: 0
W: 657
S: 0
W: 581
S: 0
W: 591
S: 1
W: 617
S: 2
W: 601
S: 8
W: 599
S: 0
W: 824
S: 7
W: 687
S: 11
W: 620
Pheromone Totals
Sterile
Wild
Crop
Almond
Pistachio
Agriculture
Test Orchard
0
0.13
0.25
0.5
Miles
N

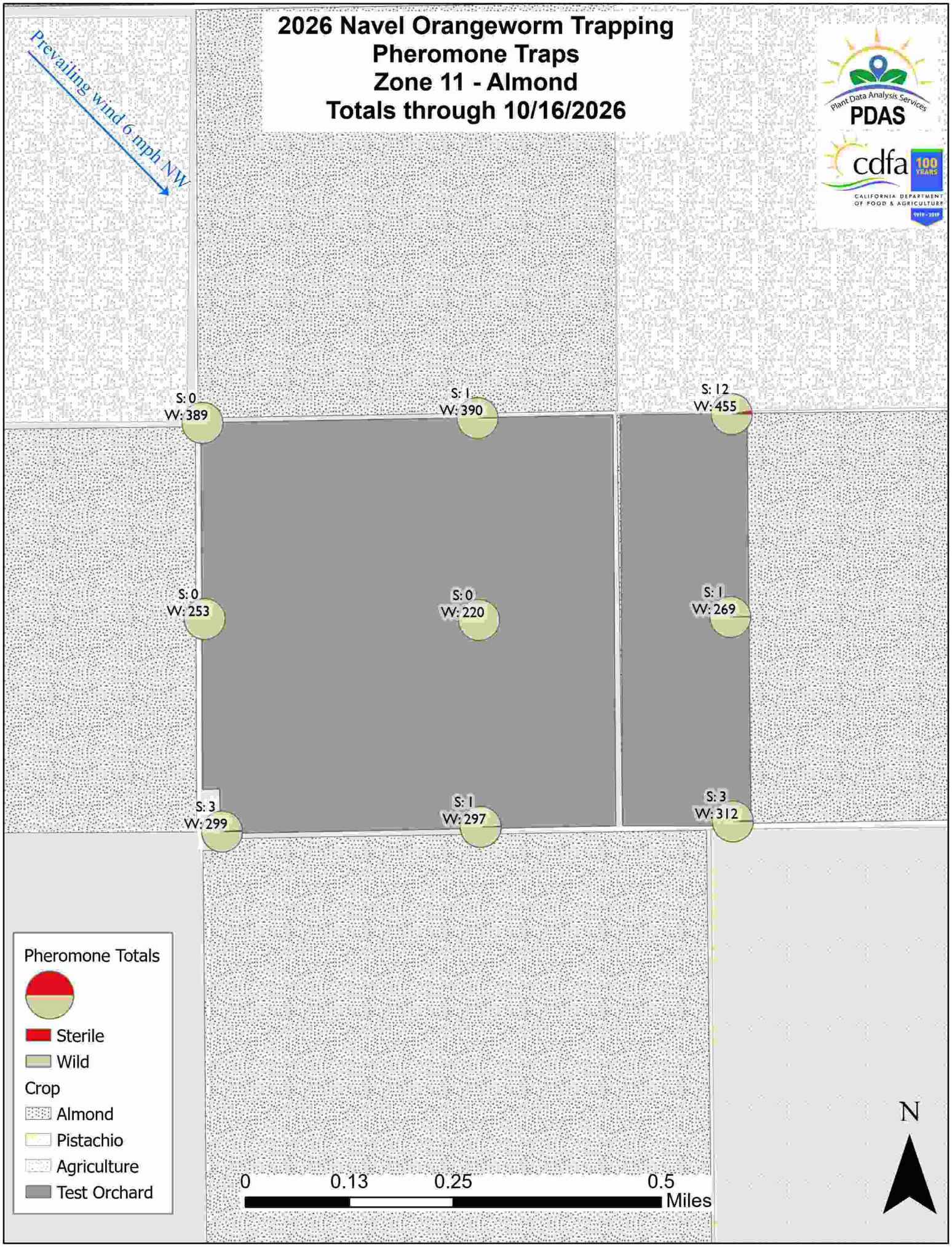
2026 Navel Orangeworm Trapping
Pheromone Traps
Zone 11 - Almond
Totals through 10/16/2026
Prevailing wind 6 mph NW
Plant Data Analysis Services
PDAS
cdfa
100 YEARS
CALIFORNIA DEPARTMENT OF FOOD & AGRICULTURE
S: 0
W: 389
S: 1
W: 390
S: 12
W: 455
S: 0
W: 253
S: 0
W: 220
S: 1
W: 269
S: 3
W: 299
S: 1
W: 297
S: 3
W: 312
Pheromone Totals
Sterile
Wild
Crop
Almond
Pistachio
Agriculture
Test Orchard
0
0.13
0.25
0.5
Miles
N

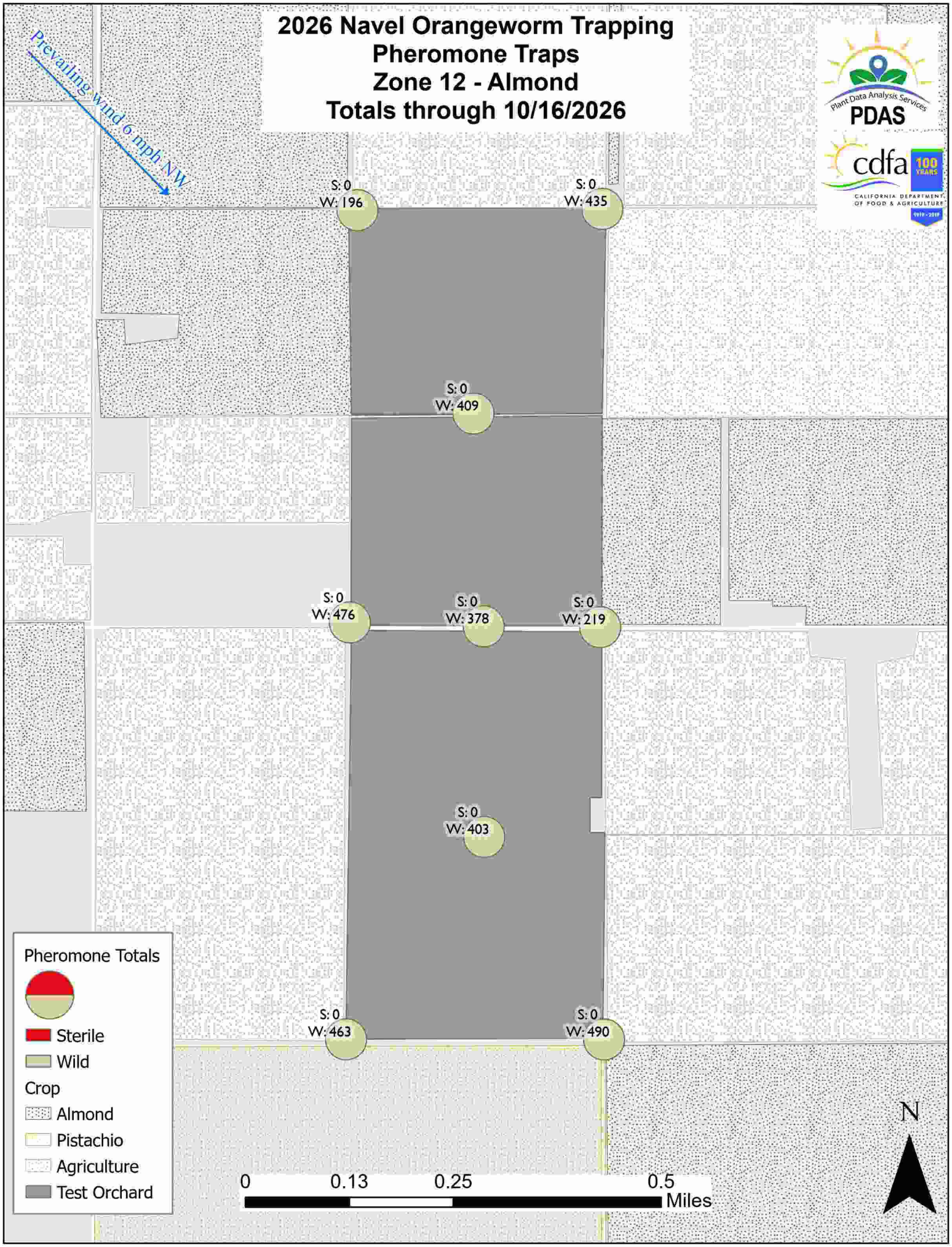
2026 Navel Orangeworm Trapping
Pheromone Traps
Zone 12 - Almond
Totals through 10/16/2026
Prevailing Wind 6 mph NW
Plant Data Analysis Services
PDAS
cdfa
100 YEARS
CALIFORNIA DEPARTMENT OF FOOD & AGRICULTURE
S: 0
W: 196
S: 0
W: 435
S: 0
W: 409
S: 0
W: 476
S: 0
W: 378
S: 0
W: 219
S: 0
W: 403
S: 0
W: 463
S: 0
W: 490
Pheromone Totals
Sterile
Wild
Crop
Almond
Pistachio
Agriculture
Test Orchard
0
0.13
0.25
0.5
Miles
N

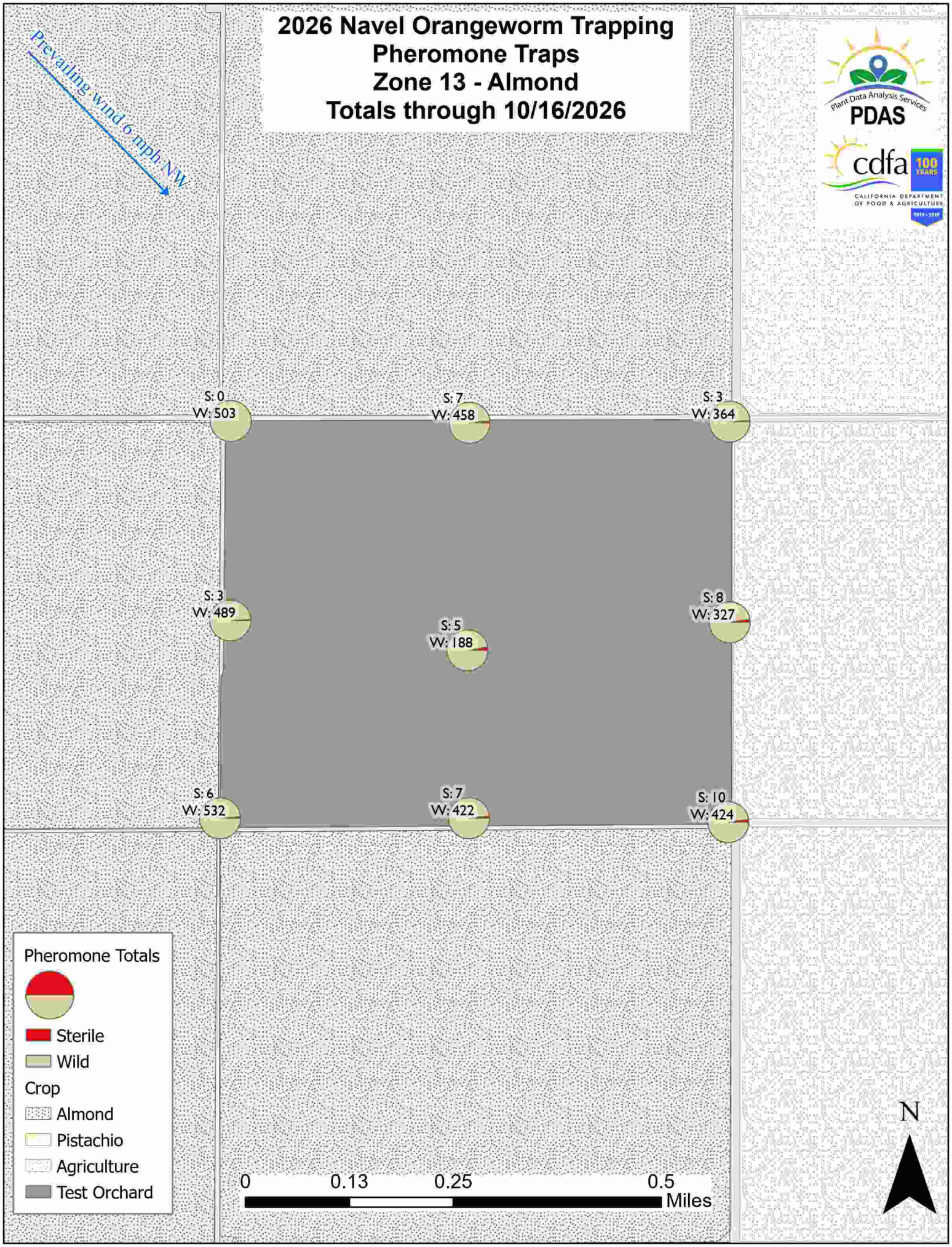
2026 Navel Orangeworm Trapping
Pheromone Traps
Zone 13 - Almond
Totals through 10/16/2026
Prevailing wind 6 mph NW
Plant Data Analysis Services
PDAS
cdfa
100 YEARS
CALIFORNIA DEPARTMENT OF FOOD & AGRICULTURE
S: 0
W: 503
S: 7
W: 458
S: 3
W: 364
S: 3
W: 489
S: 5
W: 188
S: 8
W: 327
S: 6
W: 532
S: 7
W: 422
S: 10
W: 424
Pheromone Totals
Sterile
Wild
Crop
Almond
Pistachio
Agriculture
Test Orchard
0
0.13
0.25
0.5
Miles
N

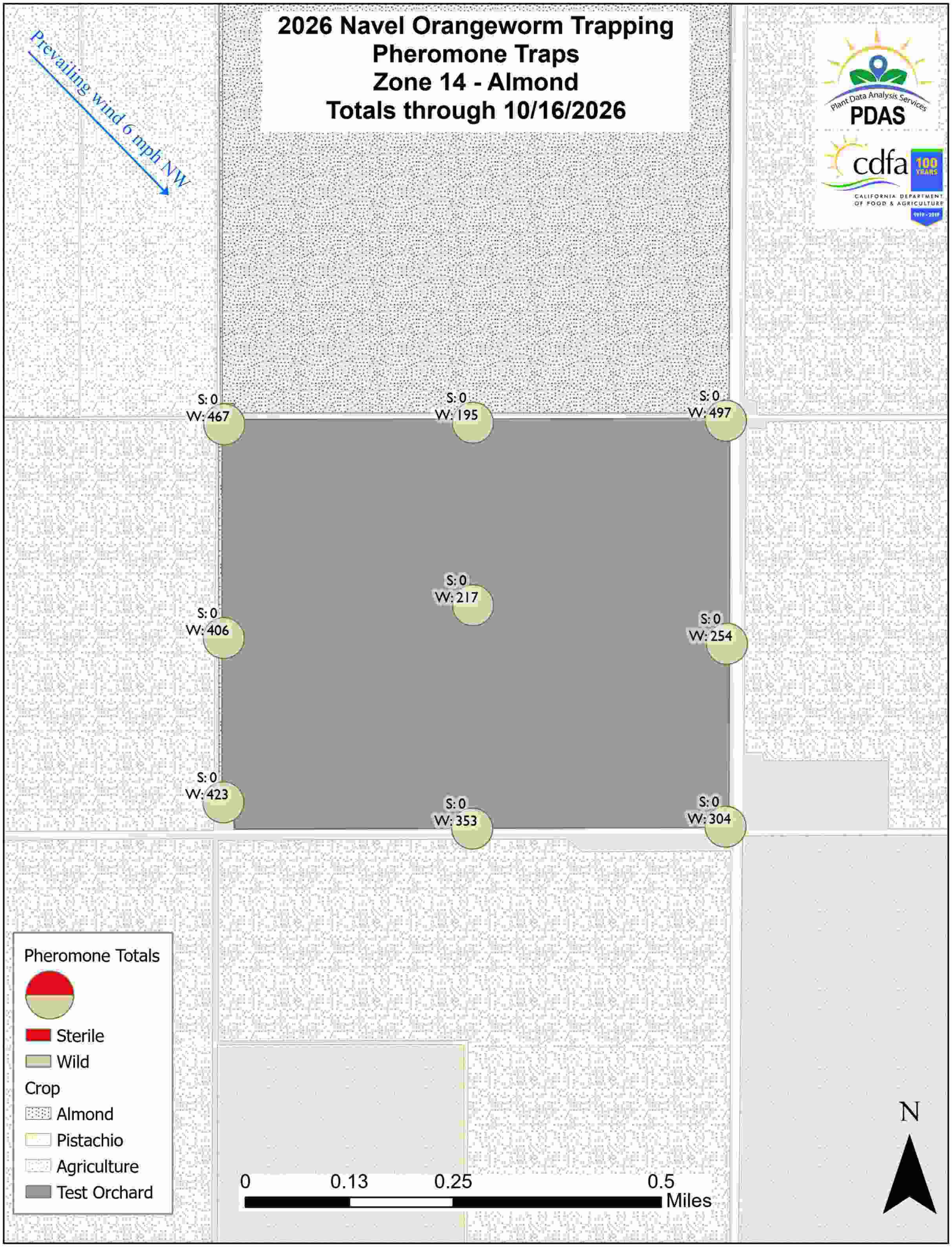
2026 Navel Orangeworm Trapping
Pheromone Traps
Zone 14 - Almond
Totals through 10/16/2026
Prevailing wind 6 mph NW
Plant Data Analysis Services
PDAS
cdfa
100 YEARS
CALIFORNIA DEPARTMENT OF FOOD & AGRICULTURE
S: 0
W: 467
S: 0
W: 195
S: 0
W: 497
S: 0
W: 217
S: 0
W: 406
S: 0
W: 254
S: 0
W: 423
S: 0
W: 353
S: 0
W: 304
Pheromone Totals
Sterile
Wild
Crop
Almond
Pistachio
Agriculture
Test Orchard
0
0.13
0.25
0.5
Miles
N

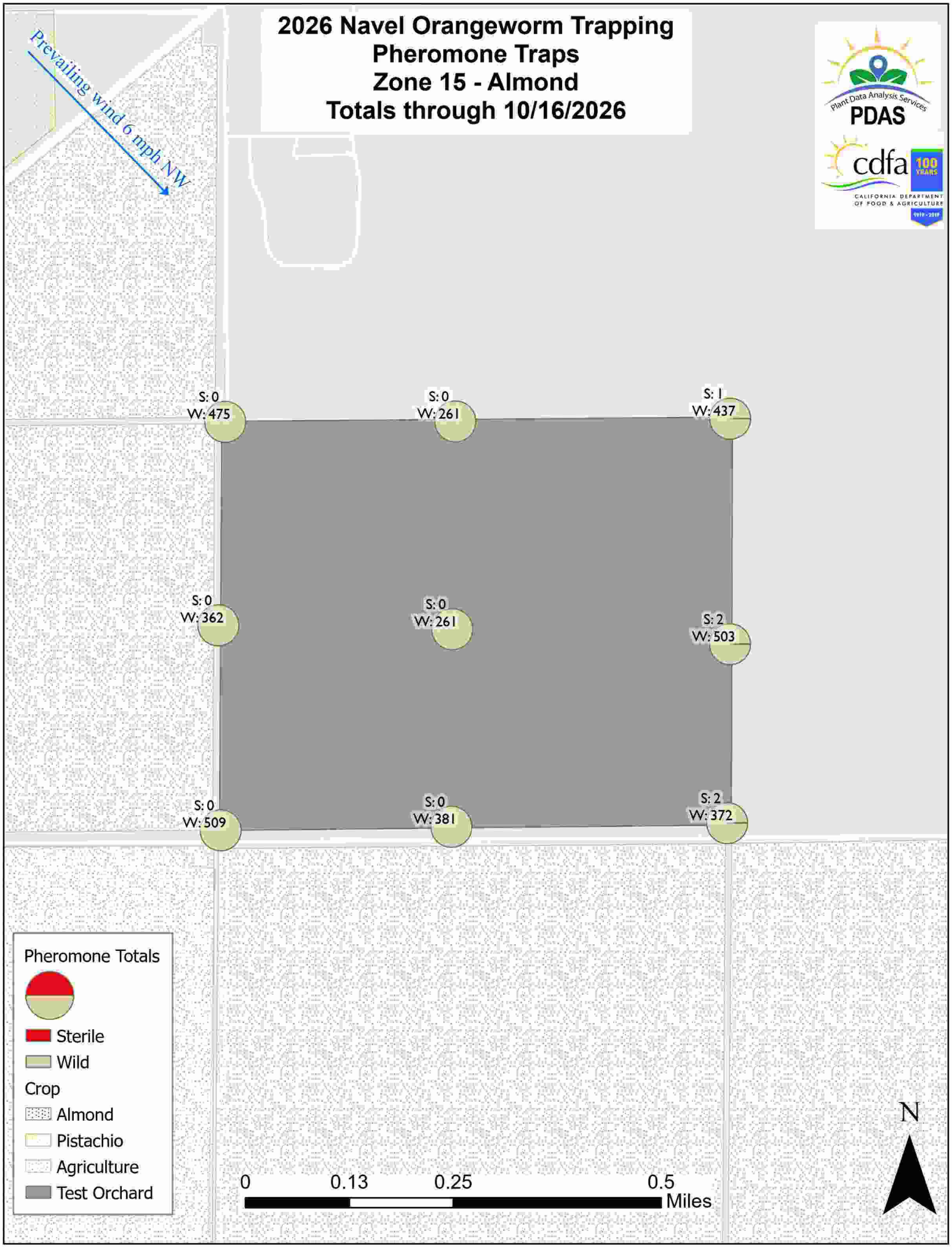
2026 Navel Orangeworm Trapping
Pheromone Traps
Zone 15 - Almond
Totals through 10/16/2026
Prevailing wind 6 mph NW
Plant Data Analysis Services
PDAS
cdfa
100 YEARS
CALIFORNIA DEPARTMENT OF FOOD & AGRICULTURE
S: 0
W: 475
S: 0
W: 261
S: 1
W: 437
S: 0
W: 362
S: 0
W: 261
S: 2
W: 503
S: 0
W: 509
S: 0
W: 381
S: 2
W: 372
Pheromone Totals
Sterile
Wild
Crop
Almond
Pistachio
Agriculture
Test Orchard
0
0.13
0.25
0.5
Miles
N

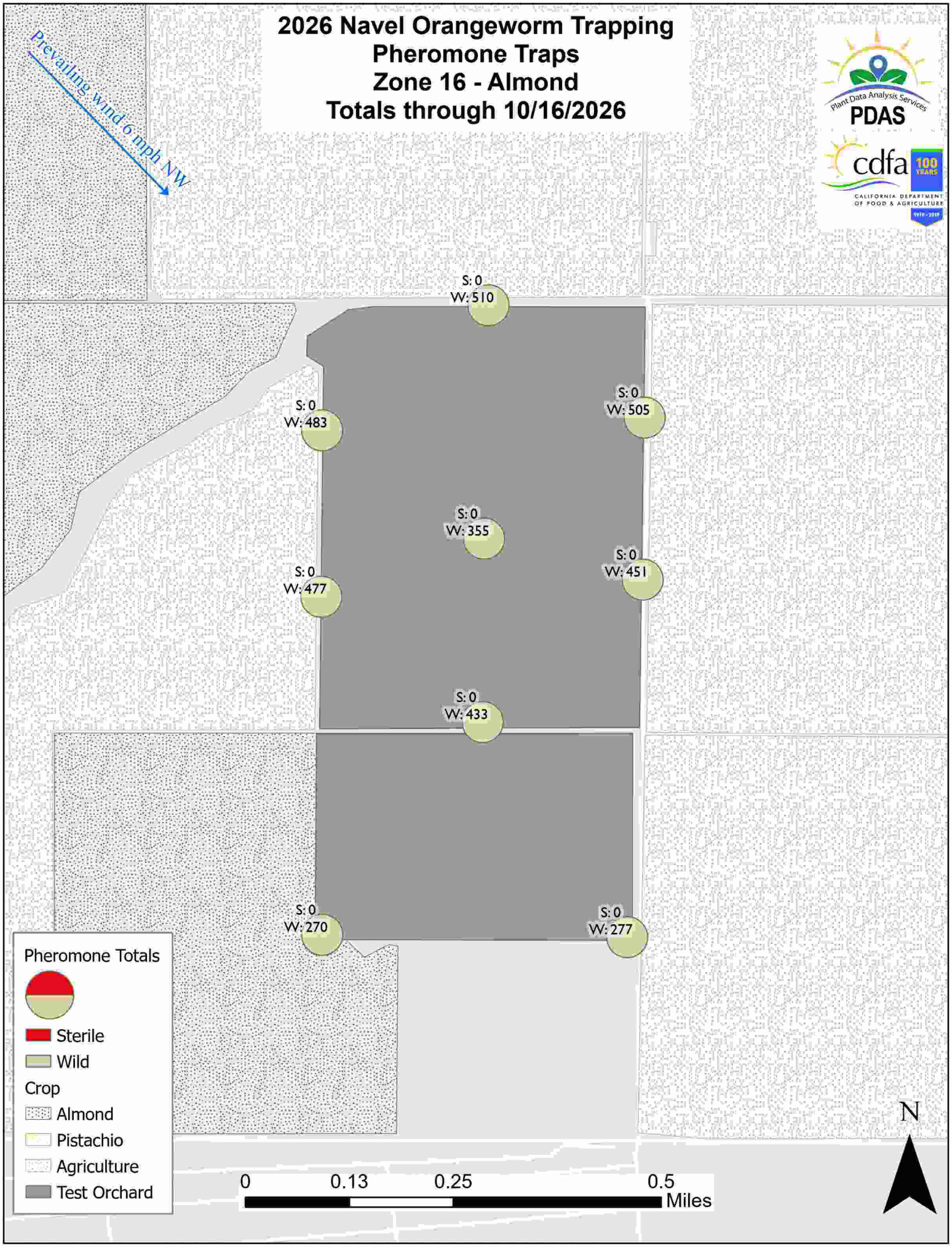
2026 Navel Orangeworm Trapping
Pheromone Traps
Zone 16 - Almond
Totals through 10/16/2026
Prevailing wind 6 mph NW
Plant Data Analysis Services
PDAS
cdfa
100 YEARS
CALIFORNIA DEPARTMENT OF FOOD & AGRICULTURE
S: 0
W: 510
S: 0
W: 505
S: 0
W: 483
S: 0
W: 355
S: 0
W: 451
S: 0
W: 477
S: 0
W: 433
S: 0
W: 270
S: 0
W: 277
Pheromone Totals
Sterile
Wild
Crop
Almond
Pistachio
Agriculture
Test Orchard
0
0.13
0.25
0.5
Miles
N

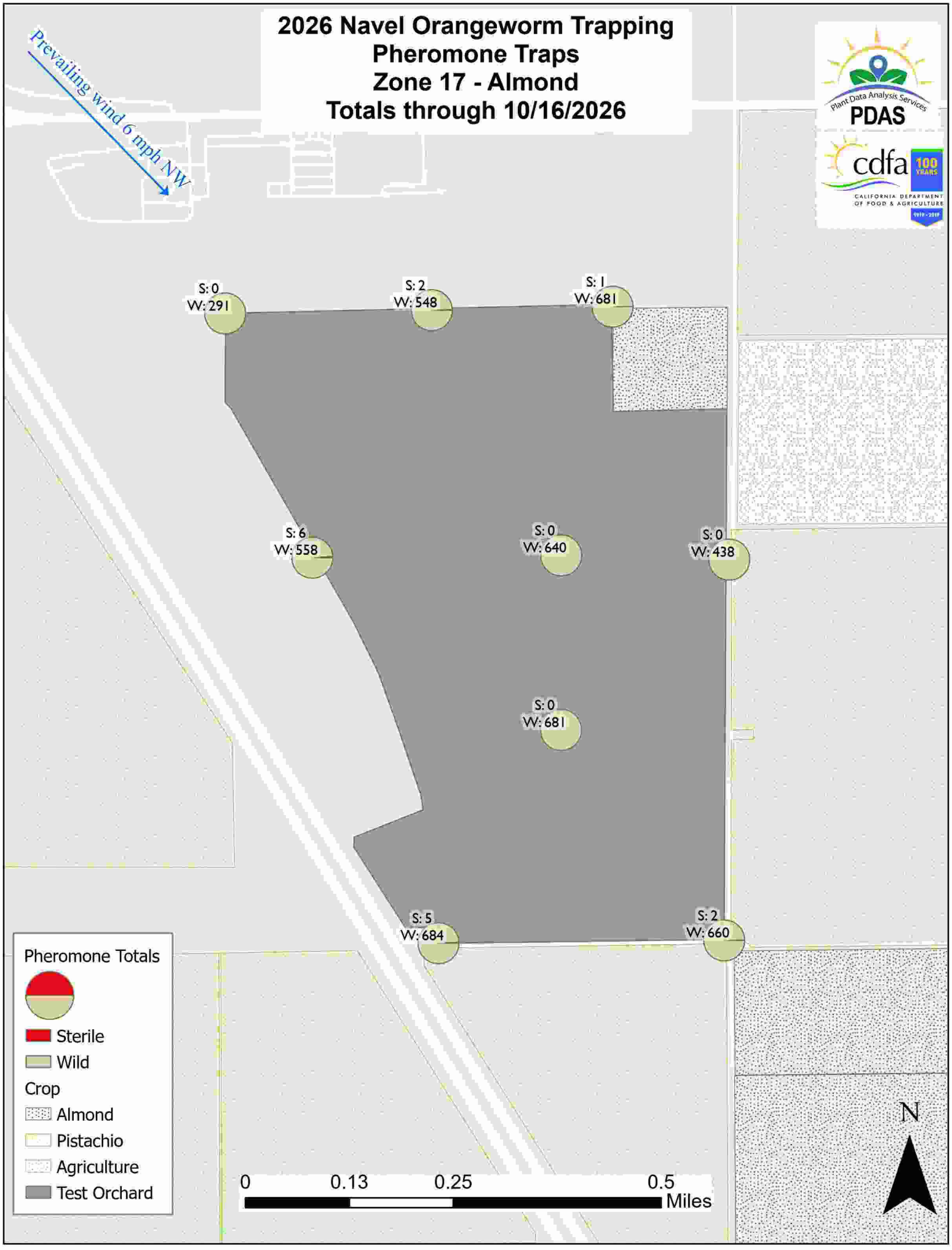
2026 Navel Orangeworm Trapping
Pheromone Traps
Zone 17 - Almond
Totals through 10/16/2026
Prevailing wind 6 mph NW
Plant Data Analysis Services
PDAS
cdfa
100 YEARS
CALIFORNIA DEPARTMENT OF FOOD & AGRICULTURE
S: 0
W: 291
S: 2
W: 548
S: 1
W: 681
S: 6
W: 558
S: 0
W: 640
S: 0
W: 438
S: 0
W: 681
S: 5
W: 684
S: 2
W: 660
Pheromone Totals
Sterile
Wild
Crop
Almond
Pistachio
Agriculture
Test Orchard
0
0.13
0.25
0.5
Miles
N

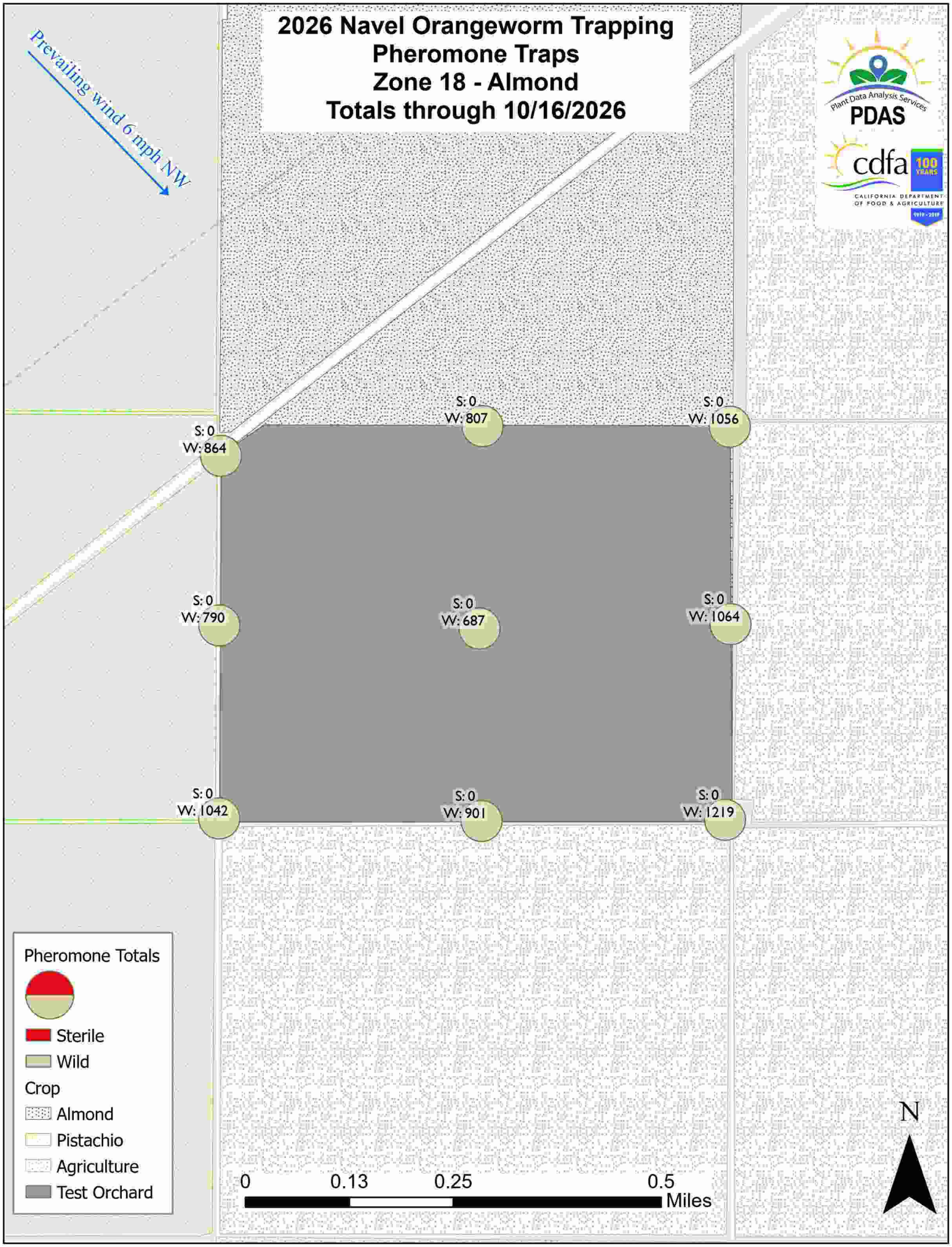
2026 Navel Orangeworm Trapping
Pheromone Traps
Zone 18 - Almond
Totals through 10/16/2026
Prevailing wind 6 mph NW
Plant Data Analysis Services
PDAS
cdfa
100 YEARS
CALIFORNIA DEPARTMENT OF FOOD & AGRICULTURE
S: 0
W: 807
S: 0
W: 1056
S: 0
W: 864
S: 0
W: 790
S: 0
W: 687
S: 0
W: 1064
S: 0
W: 1042
S: 0
W: 901
S: 0
W: 1219
Pheromone Totals
Sterile
Wild
Crop
Almond
Pistachio
Agriculture
Test Orchard
0
0.13
0.25
0.5
Miles
N

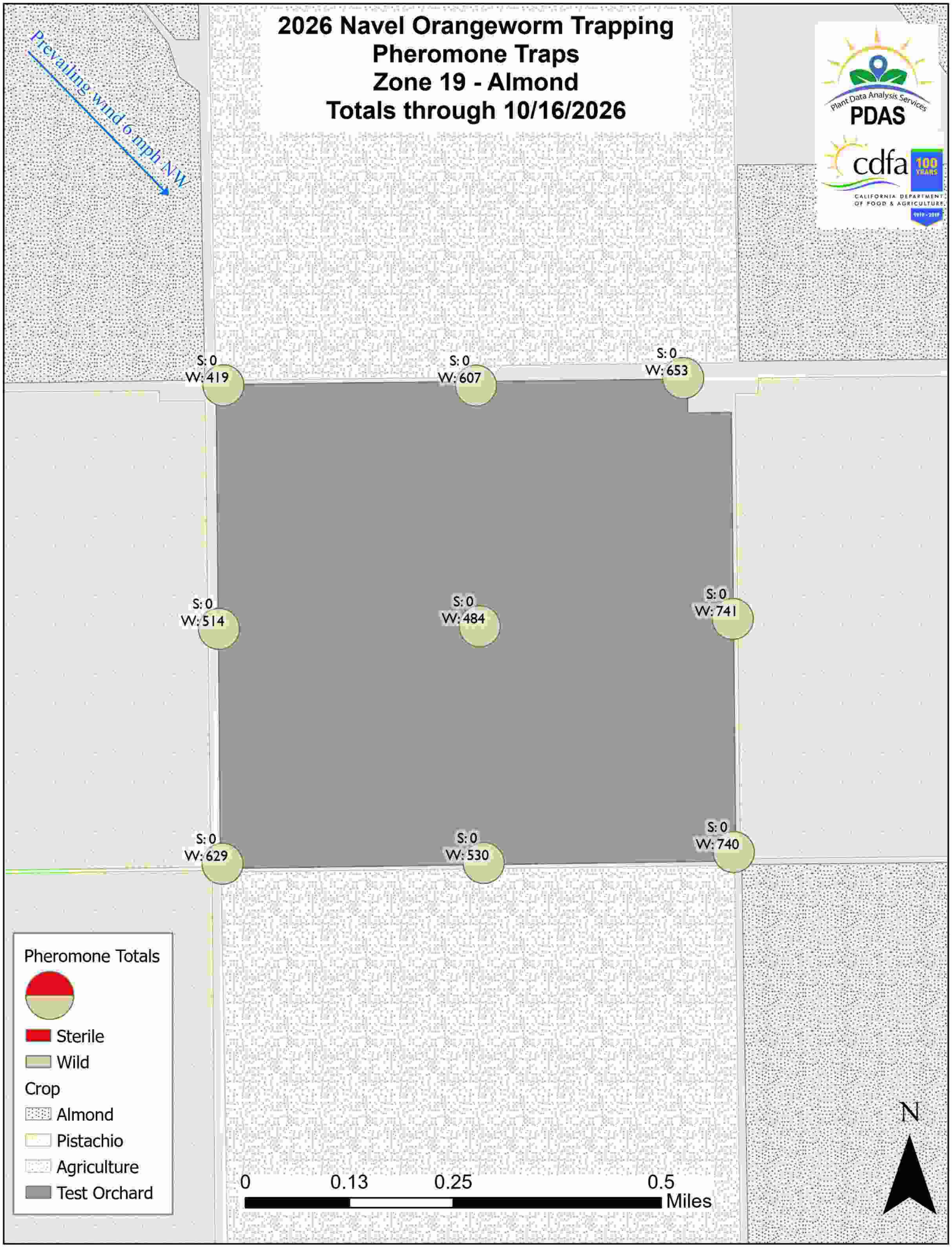
2026 Navel Orangeworm Trapping
Pheromone Traps
Zone 19 - Almond
Totals through 10/16/2026
Prevailing wind 6 mph NW
Plant Data Analysis Services
PDAS
cdfa
100 YEARS
CALIFORNIA DEPARTMENT OF FOOD & AGRICULTURE
S: 0
W: 419
S: 0
W: 607
S: 0
W: 653
S: 0
W: 514
S: 0
W: 484
S: 0
W: 741
S: 0
W: 629
S: 0
W: 530
S: 0
W: 740
Pheromone Totals
Sterile
Wild
Crop
Almond
Pistachio
Agriculture
Test Orchard
0
0.13
0.25
0.5
Miles
N

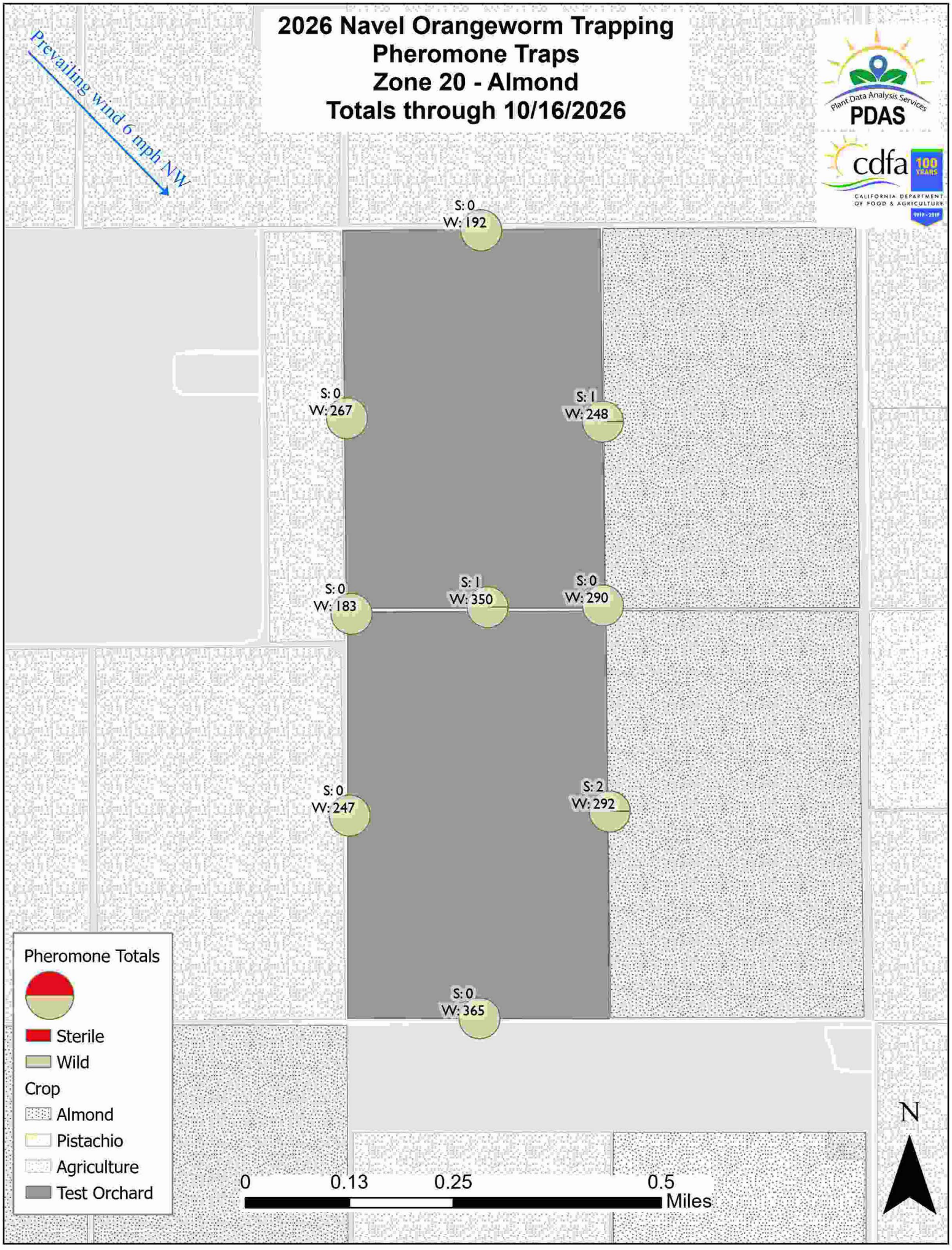
2026 Navel Orangeworm Trapping
Pheromone Traps
Zone 20 - Almond
Totals through 10/16/2026
Prevailing wind 6 mph NW
Plant Data Analysis Services
PDAS
cdfa
100 YEARS
CALIFORNIA DEPARTMENT OF FOOD & AGRICULTURE
1919 - 2019
S: 0
W: 192
S: 0
W: 267
S: 1
W: 248
S: 0
W: 183
S: 1
W: 350
S: 0
W: 290
S: 0
W: 247
S: 2
W: 292
S: 0
W: 365
Pheromone Totals
Sterile
Wild
Crop
Almond
Pistachio
Agriculture
Test Orchard
0
0.13
0.25
0.5
Miles
N


2026 Navel Orangeworm Trapping
Pheromone Traps
Zone 21 - Almond
Totals through 10/16/2026
Prevailing wind 6 mph NW
Plant Data Analysis Services
PDAS
cdfa
100 YEARS
CALIFORNIA DEPARTMENT OF FOOD & AGRICULTURE
S: 0
W: 309
S: 0
W: 320
S: 0
W: 298
S: 0
W: 335
S: 0
W: 341
S: 0
W: 286
S: 0
W: 355
S: 0
W: 235
S: 0
W: 214
Pheromone Totals
Sterile
Wild
Crop
Almond
Pistachio
Agriculture
Test Orchard
0
0.13
0.25
0.5
Miles
N

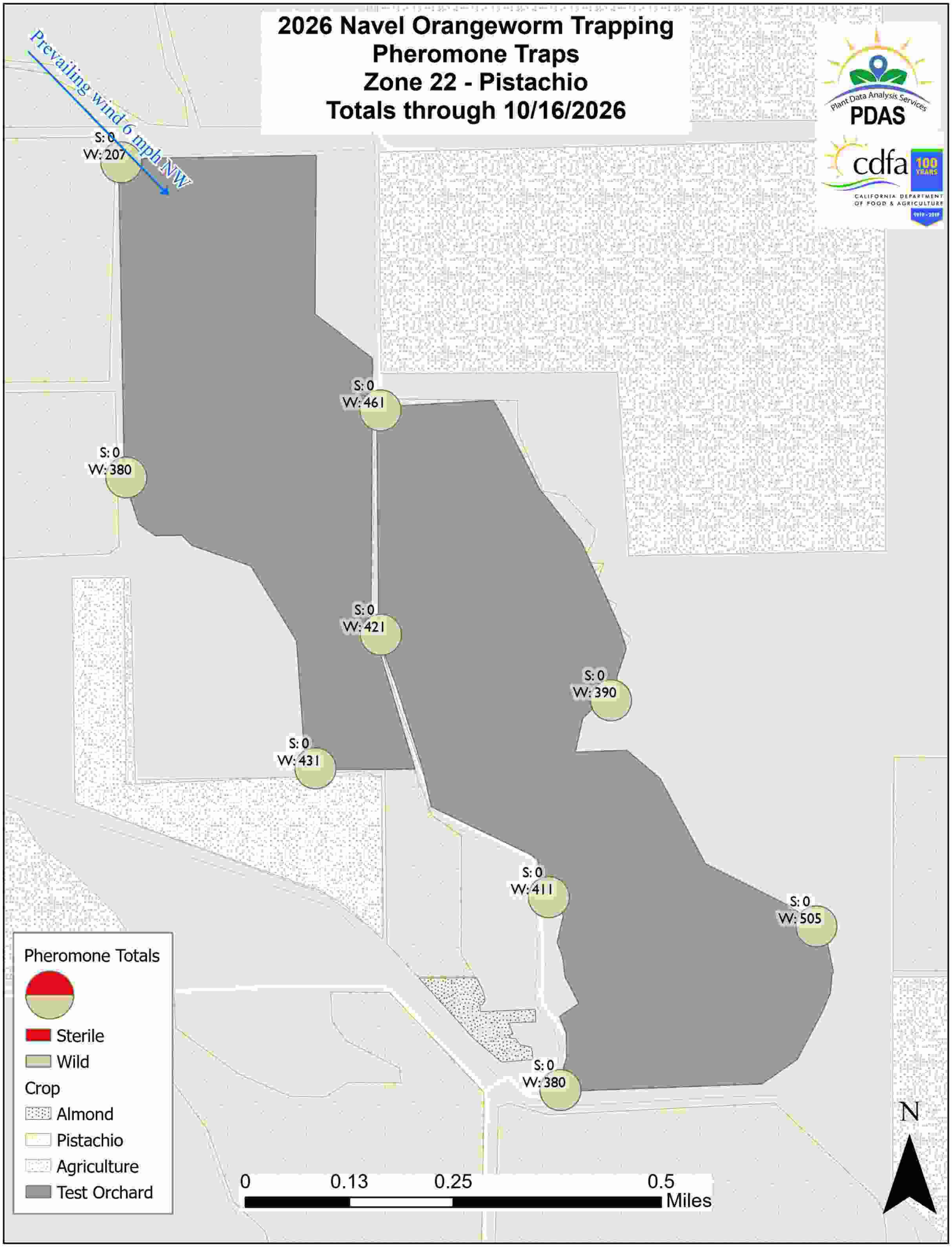
2026 Navel Orangeworm Trapping
Pheromone Traps
Zone 22 - Pistachio
Totals through 10/16/2026
Prevailing wind 6 mph NW
S: 0
W: 207
S: 0
W: 461
S: 0
W: 380
S: 0
W: 421
S: 0
W: 390
S: 0
W: 431
S: 0
W: 411
S: 0
W: 505
S: 0
W: 380
Pheromone Totals
Sterile
Wild
Crop
Almond
Pistachio
Agriculture
Test Orchard
0
0.13
0.25
0.5
Miles
N
Plant Data Analysis Services
PDAS
cdfa
CALIFORNIA DEPARTMENT OF FOOD & AGRICULTURE
100 YEARS

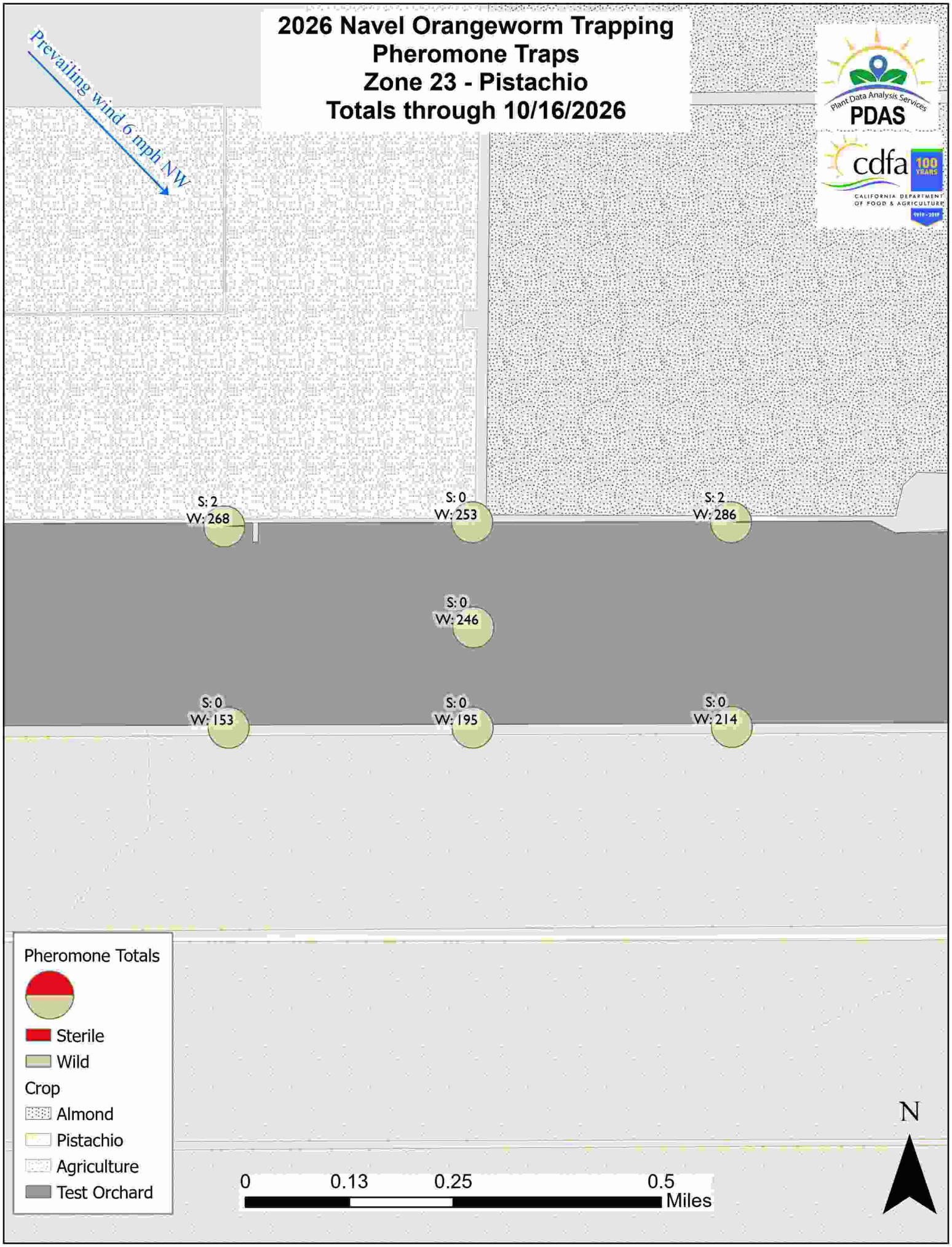
2026 Navel Orangeworm Trapping
Pheromone Traps
Zone 23 - Pistachio
Totals through 10/16/2026
Prevailing wind 6 mph NW
Plant Data Analysis Services
PDAS
cdfa
100 YEARS
CALIFORNIA DEPARTMENT OF FOOD & AGRICULTURE
S: 2
W: 268
S: 0
W: 253
S: 2
W: 286
S: 0
W: 246
S: 0
W: 153
S: 0
W: 195
S: 0
W: 214
Pheromone Totals
Sterile
Wild
Crop
Almond
Pistachio
Agriculture
Test Orchard
0
0.13
0.25
0.5
Miles
N

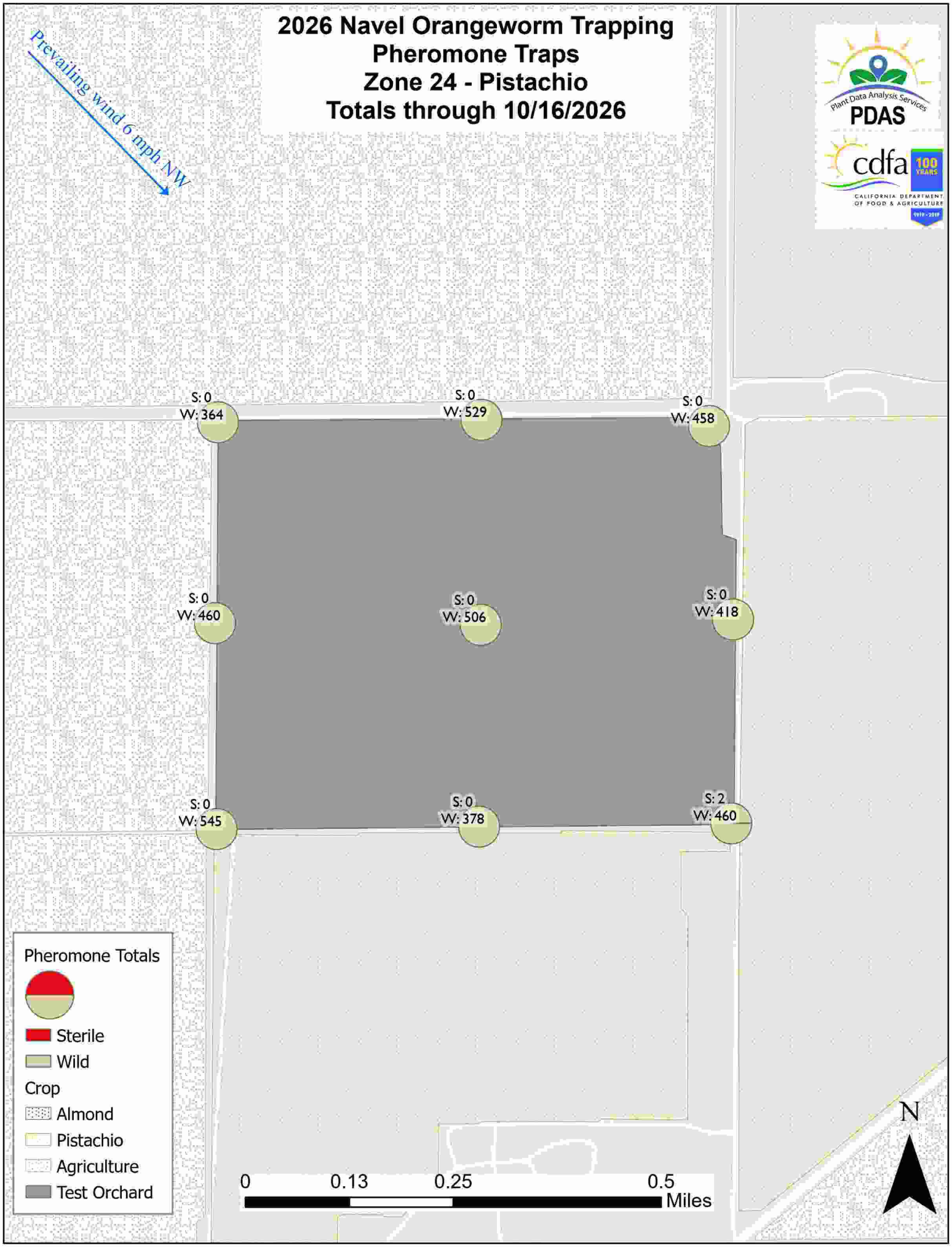
2026 Navel Orangeworm Trapping
Pheromone Traps
Zone 24 - Pistachio
Totals through 10/16/2026
Prevailing wind 6 mph NW
Plant Data Analysis Services
PDAS
cdfa
100 YEARS
CALIFORNIA DEPARTMENT OF FOOD & AGRICULTURE
S: 0
W: 364
S: 0
W: 529
S: 0
W: 458
S: 0
W: 460
S: 0
W: 506
S: 0
W: 418
S: 0
W: 545
S: 0
W: 378
S: 2
W: 460
Pheromone Totals
Sterile
Wild
Crop
Almond
Pistachio
Agriculture
Test Orchard
0
0.13
0.25
0.5
Miles
N

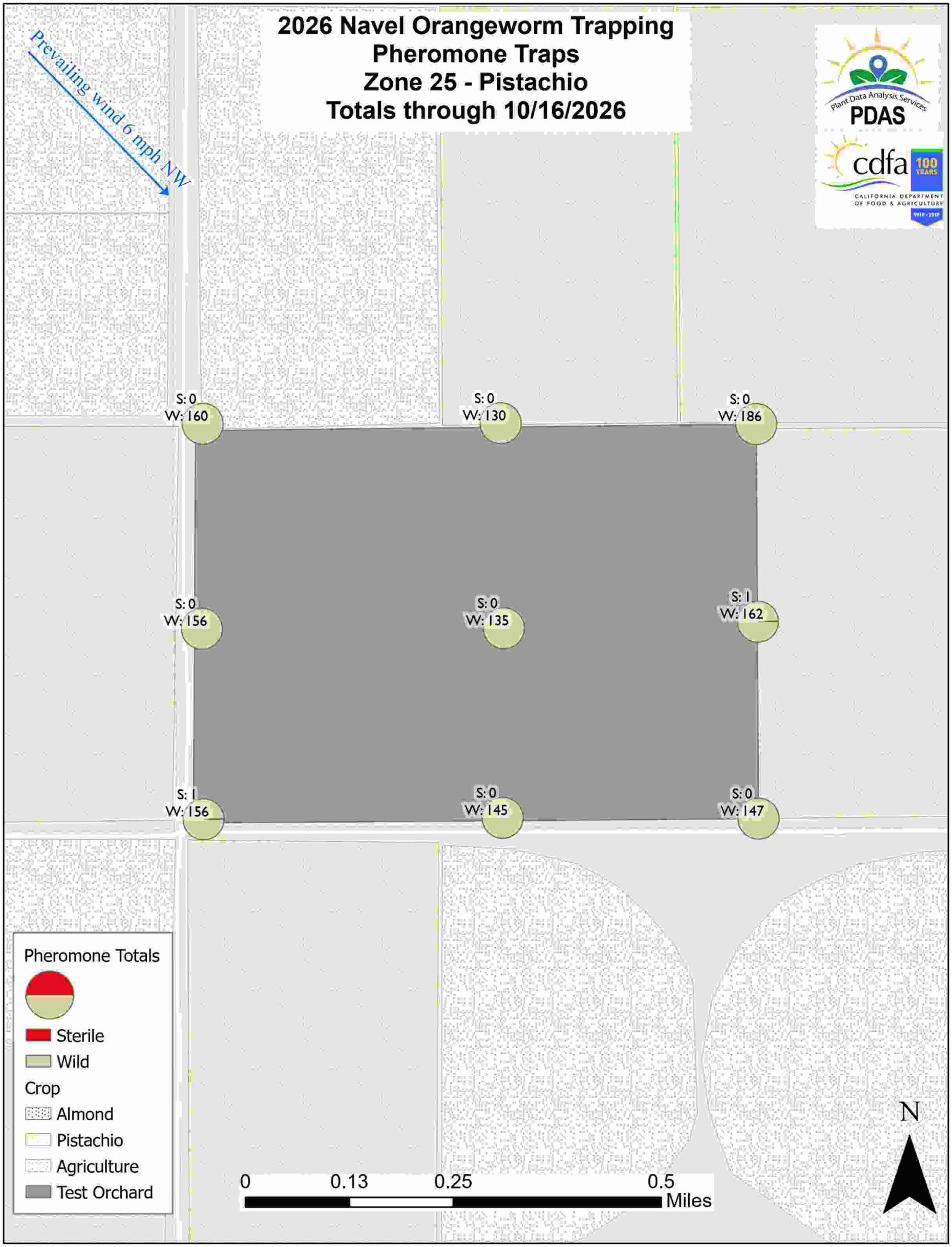
2026 Navel Orangeworm Trapping
Pheromone Traps
Zone 25 - Pistachio
Totals through 10/16/2026
Prevailing wind 6 mph NW
Plant Data Analysis Services
PDAS
cdfa
100 YEARS
CALIFORNIA DEPARTMENT OF FOOD & AGRICULTURE
S: 0
W: 160
S: 0
W: 130
S: 0
W: 186
S: 0
W: 156
S: 0
W: 135
S: 1
W: 162
S: 1
W: 156
S: 0
W: 145
S: 0
W: 147
Pheromone Totals
Sterile
Wild
Crop
Almond
Pistachio
Agriculture
Test Orchard
0
0.13
0.25
0.5
Miles
N

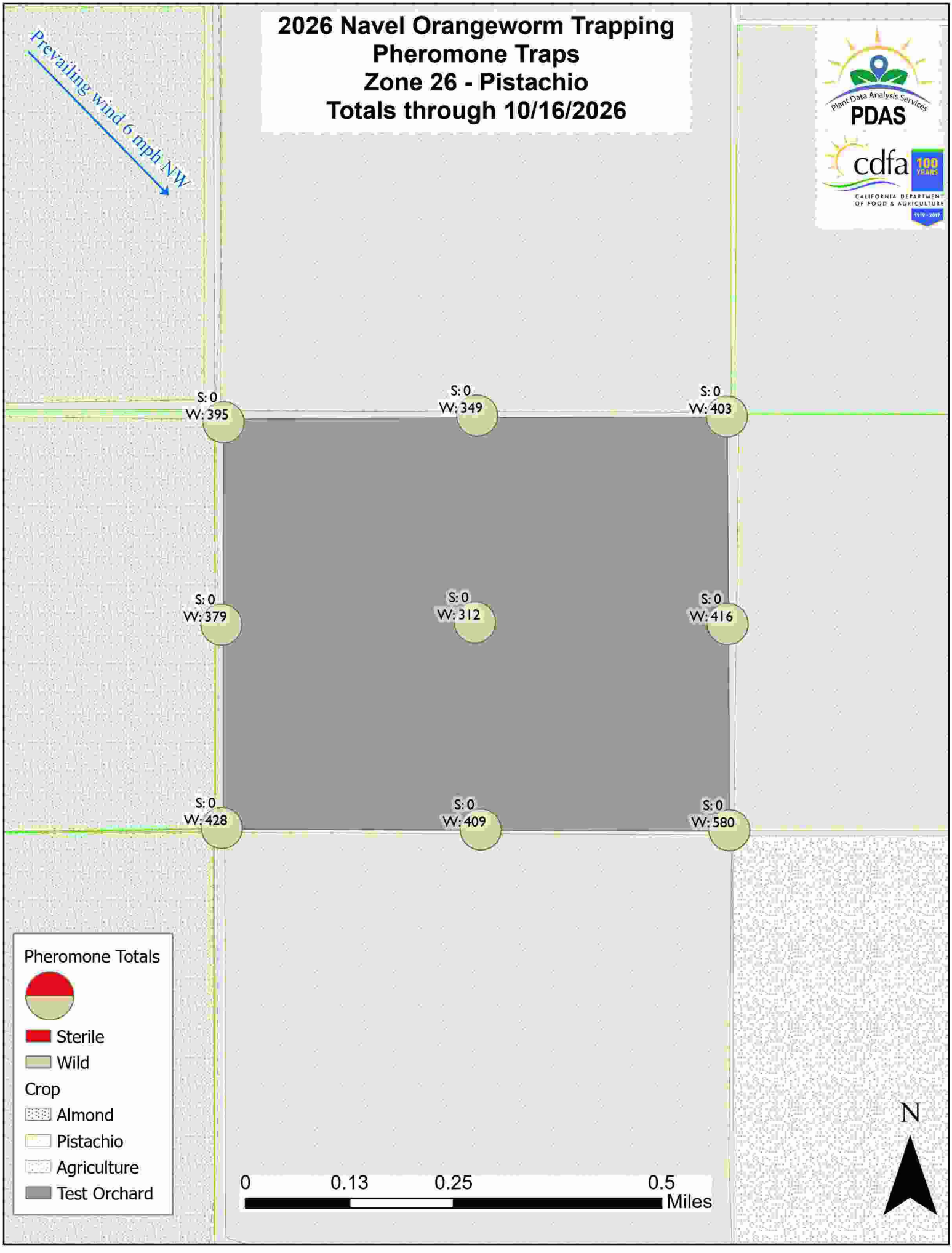
2026 Navel Orangeworm Trapping
Pheromone Traps
Zone 26 - Pistachio
Totals through 10/16/2026
Prevailing wind 6 mph NW
Plant Data Analysis Services
PDAS
cdfa
100 YEARS
CALIFORNIA DEPARTMENT OF FOOD & AGRICULTURE
S: 0
W: 395
S: 0
W: 349
S: 0
W: 403
S: 0
W: 379
S: 0
W: 312
S: 0
W: 416
S: 0
W: 428
S: 0
W: 409
S: 0
W: 580
Pheromone Totals
Sterile
Wild
Crop
Almond
Pistachio
Agriculture
Test Orchard
0
0.13
0.25
0.5
Miles
N

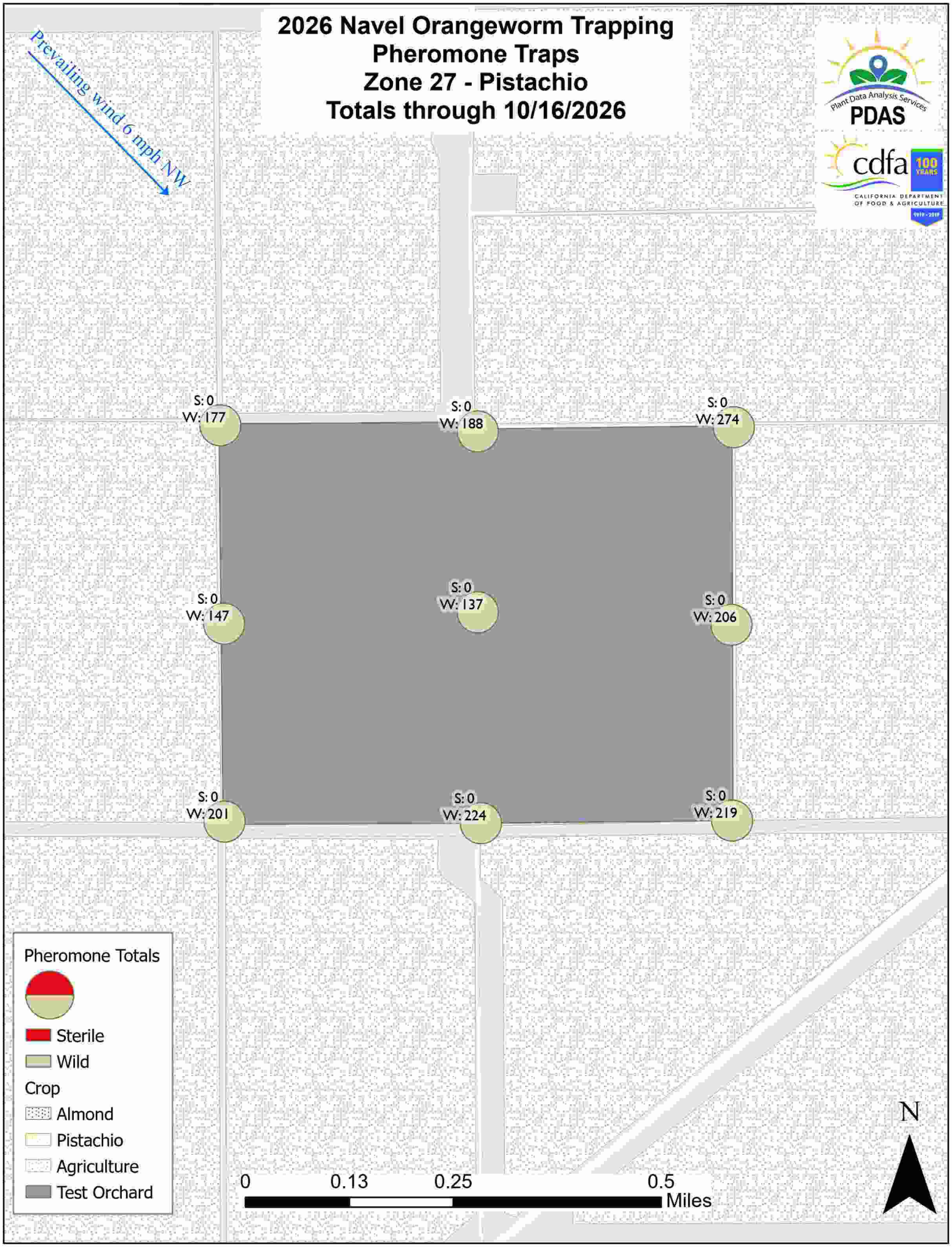
2026 Navel Orangeworm Trapping
Pheromone Traps
Zone 27 - Pistachio
Totals through 10/16/2026
Prevailing wind 6 mph NW
Plant Data Analysis Services
PDAS
cdfa
100 YEARS
CALIFORNIA DEPARTMENT OF FOOD & AGRICULTURE
S: 0
W: 177
S: 0
W: 188
S: 0
W: 274
S: 0
W: 147
S: 0
W: 137
S: 0
W: 206
S: 0
W: 201
S: 0
W: 224
S: 0
W: 219
Pheromone Totals
Sterile
Wild
Crop
Almond
Pistachio
Agriculture
Test Orchard
0
0.13
0.25
0.5
Miles
N

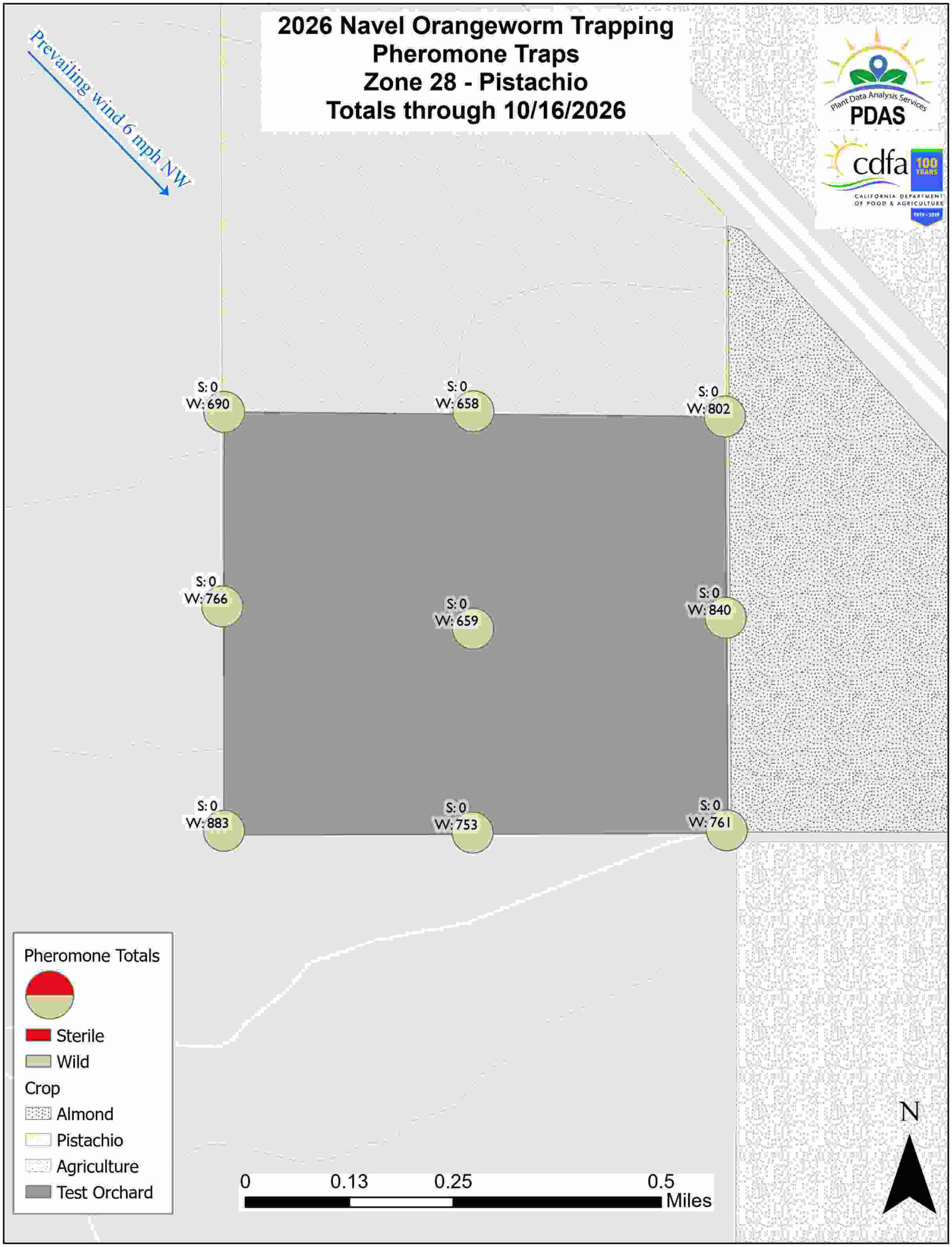
2026 Navel Orangeworm Trapping
Pheromone Traps
Zone 28 - Pistachio
Totals through 10/16/2026
Prevailing wind 6 mph NW
Plant Data Analysis Services
PDAS
cdfa
100 YEARS
CALIFORNIA DEPARTMENT OF FOOD & AGRICULTURE
S: 0
W: 690
S: 0
W: 658
S: 0
W: 802
S: 0
W: 766
S: 0
W: 659
S: 0
W: 840
S: 0
W: 883
S: 0
W: 753
S: 0
W: 761
Pheromone Totals
Sterile
Wild
Crop
Almond
Pistachio
Agriculture
Test Orchard
0
0.13
0.25
0.5
Miles
N

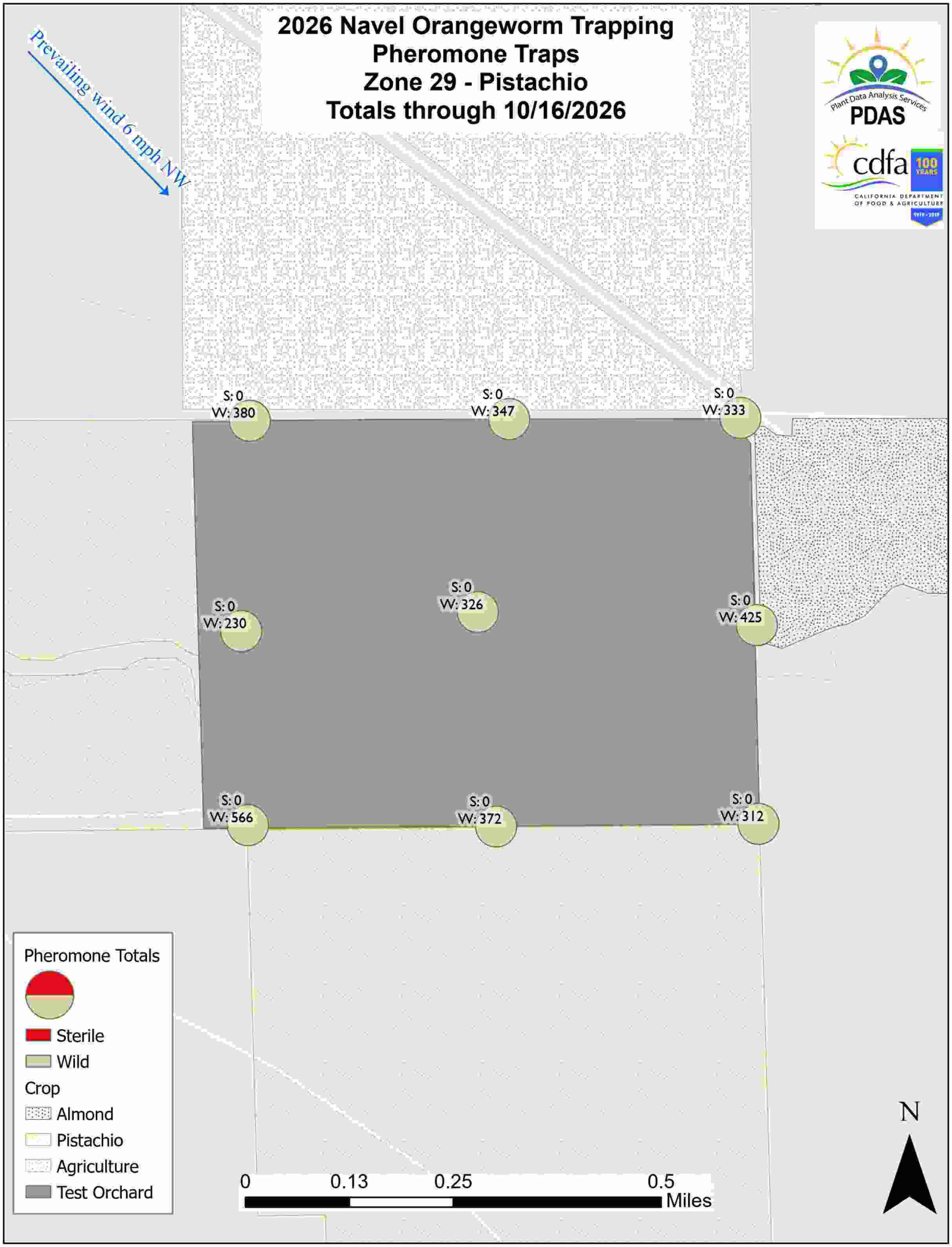
2026 Navel Orangeworm Trapping
Pheromone Traps
Zone 29 - Pistachio
Totals through 10/16/2026
Prevailing wind 6 mph NW
Plant Data Analysis Services
PDAS
cdfa
100 YEARS
CALIFORNIA DEPARTMENT OF FOOD & AGRICULTURE
S: 0
W: 380
S: 0
W: 347
S: 0
W: 333
S: 0
W: 326
S: 0
W: 230
S: 0
W: 425
S: 0
W: 566
S: 0
W: 372
S: 0
W: 312
Pheromone Totals
Sterile
Wild
Crop
Almond
Pistachio
Agriculture
Test Orchard
0
0.13
0.25
0.5
Miles
N

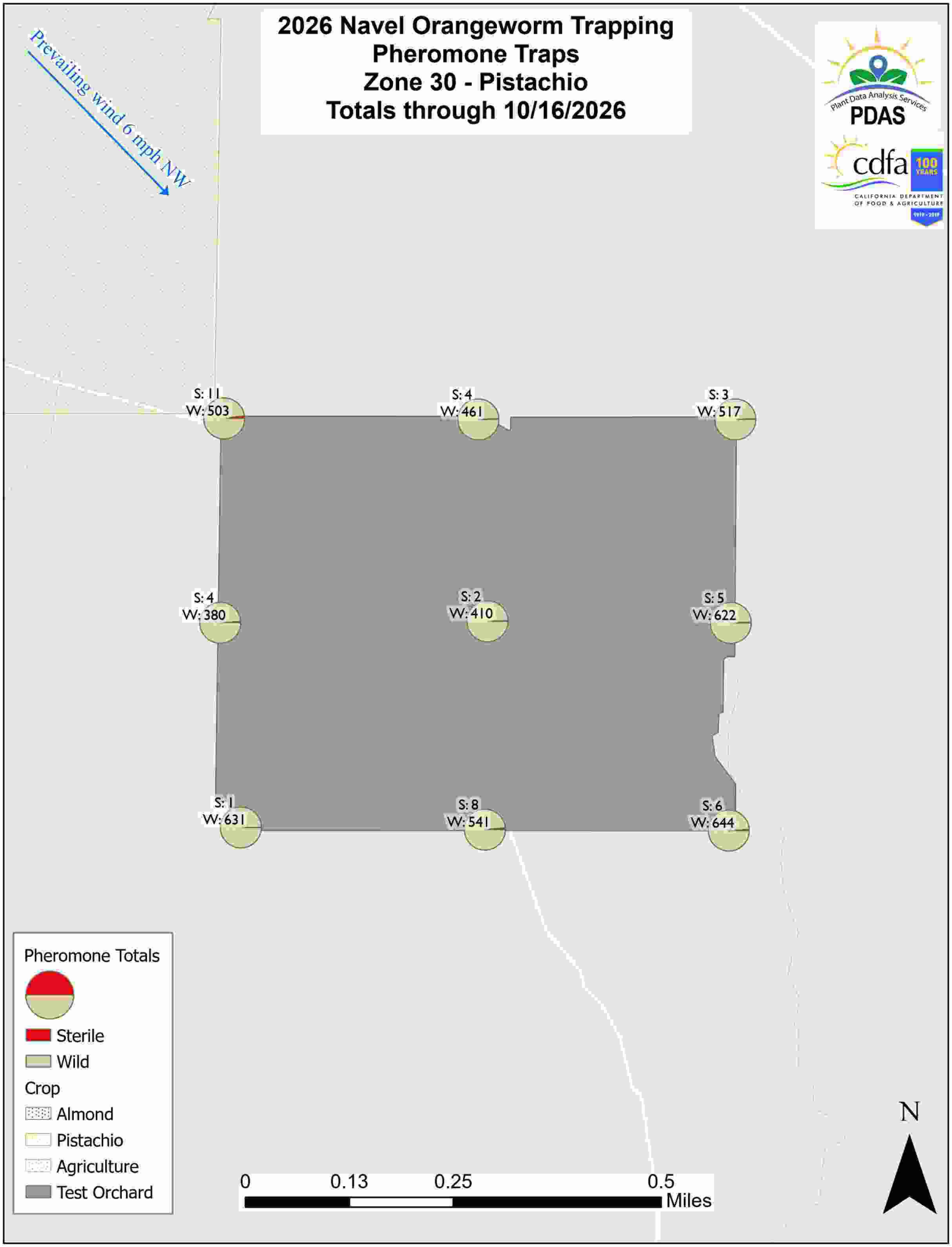
2026 Navel Orangeworm Trapping
Pheromone Traps
Zone 30 - Pistachio
Totals through 10/16/2026
Prevailing wind 6 mph NW
Plant Data Analysis Services
PDAS
cdfa
100 YEARS
CALIFORNIA DEPARTMENT OF FOOD & AGRICULTURE
S: 11
W: 503
S: 4
W: 461
S: 3
W: 517
S: 4
W: 380
S: 2
W: 410
S: 5
W: 622
S: 1
W: 631
S: 8
W: 541
S: 6
W: 644
Pheromone Totals
Sterile
Wild
Crop
Almond
Pistachio
Agriculture
Test Orchard
0
0.13
0.25
0.5
Miles
N

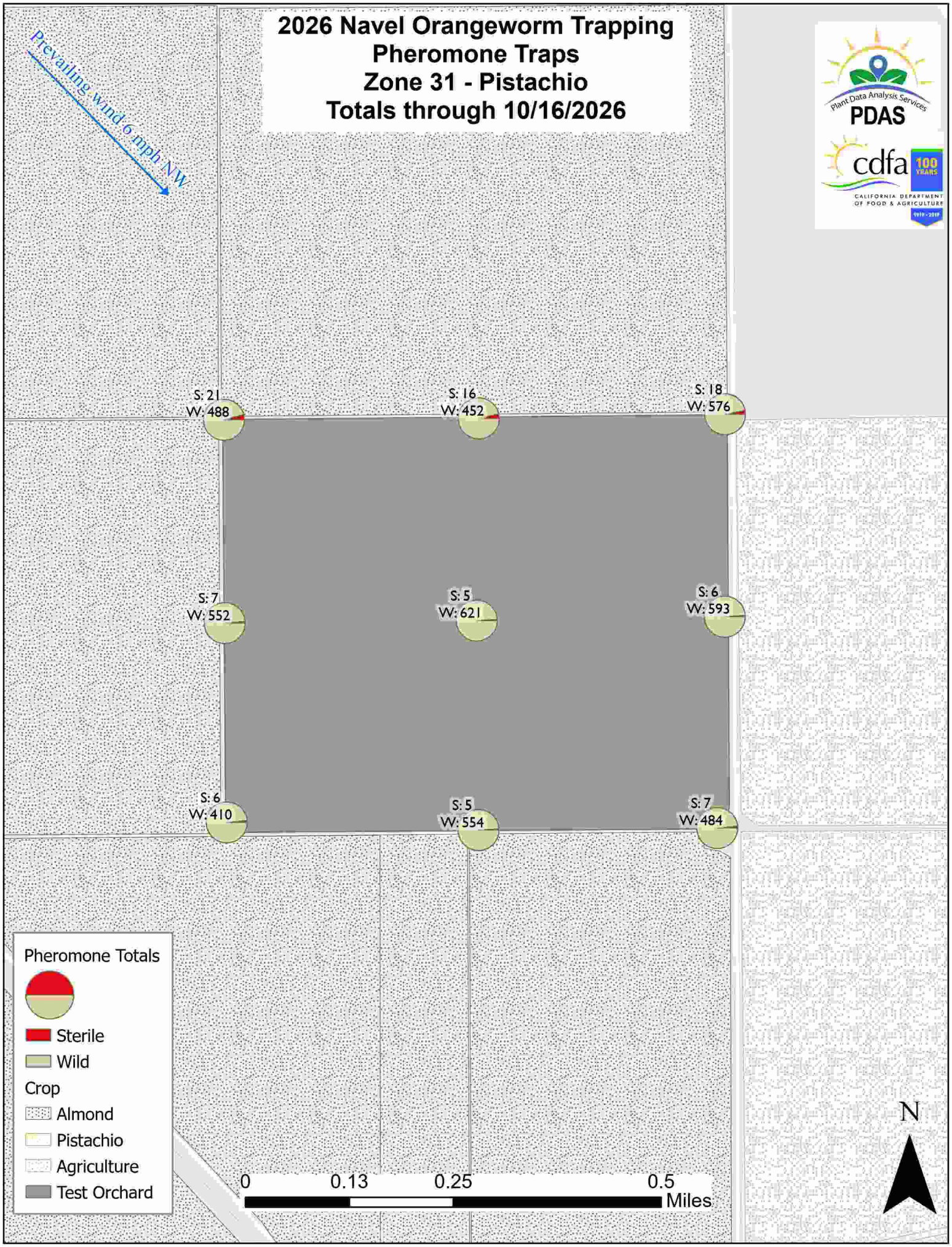
2026 Navel Orangeworm Trapping
Pheromone Traps
Zone 31 - Pistachio
Totals through 10/16/2026
Prevailing wind 6 mph NW
Plant Data Analysis Services
PDAS
cdfa
100 YEARS
CALIFORNIA DEPARTMENT OF FOOD & AGRICULTURE
S: 21
W: 488
S: 16
W: 452
S: 18
W: 576
S: 7
W: 552
S: 5
W: 621
S: 6
W: 593
S: 6
W: 410
S: 5
W: 554
S: 7
W: 484
Pheromone Totals
Sterile
Wild
Crop
Almond
Pistachio
Agriculture
Test Orchard
0
0.13
0.25
0.5
Miles
N

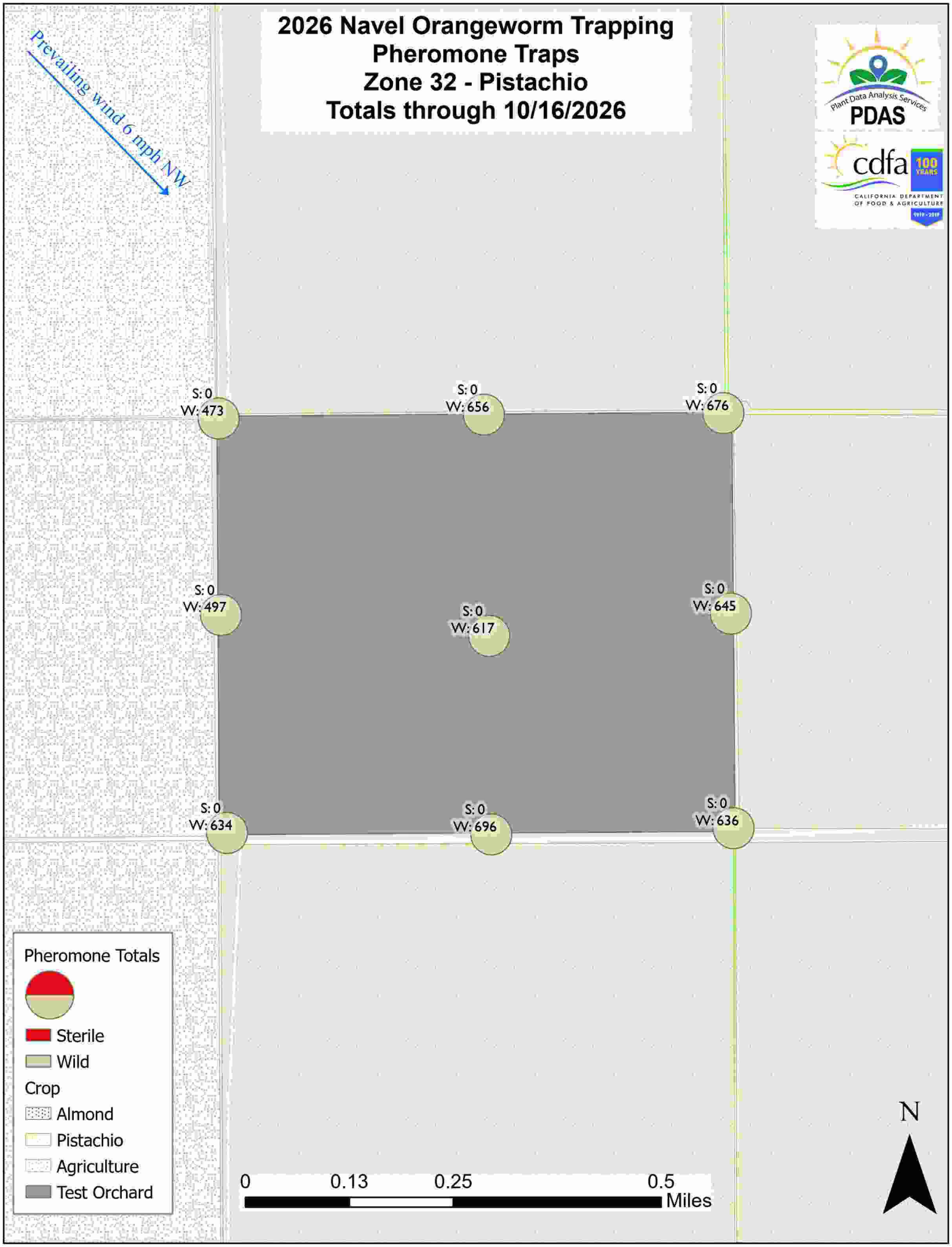
2026 Navel Orangeworm Trapping
Pheromone Traps
Zone 32 - Pistachio
Totals through 10/16/2026
Prevailing wind 6 mph NW
Plant Data Analysis Services
PDAS
cdfa
100 YEARS
CALIFORNIA DEPARTMENT OF FOOD & AGRICULTURE
S: 0
W: 473
S: 0
W: 656
S: 0
W: 676
S: 0
W: 497
S: 0
W: 617
S: 0
W: 645
S: 0
W: 634
S: 0
W: 696
S: 0
W: 636
Pheromone Totals
Sterile
Wild
Crop
Almond
Pistachio
Agriculture
Test Orchard
0
0.13
0.25
0.5
Miles
N

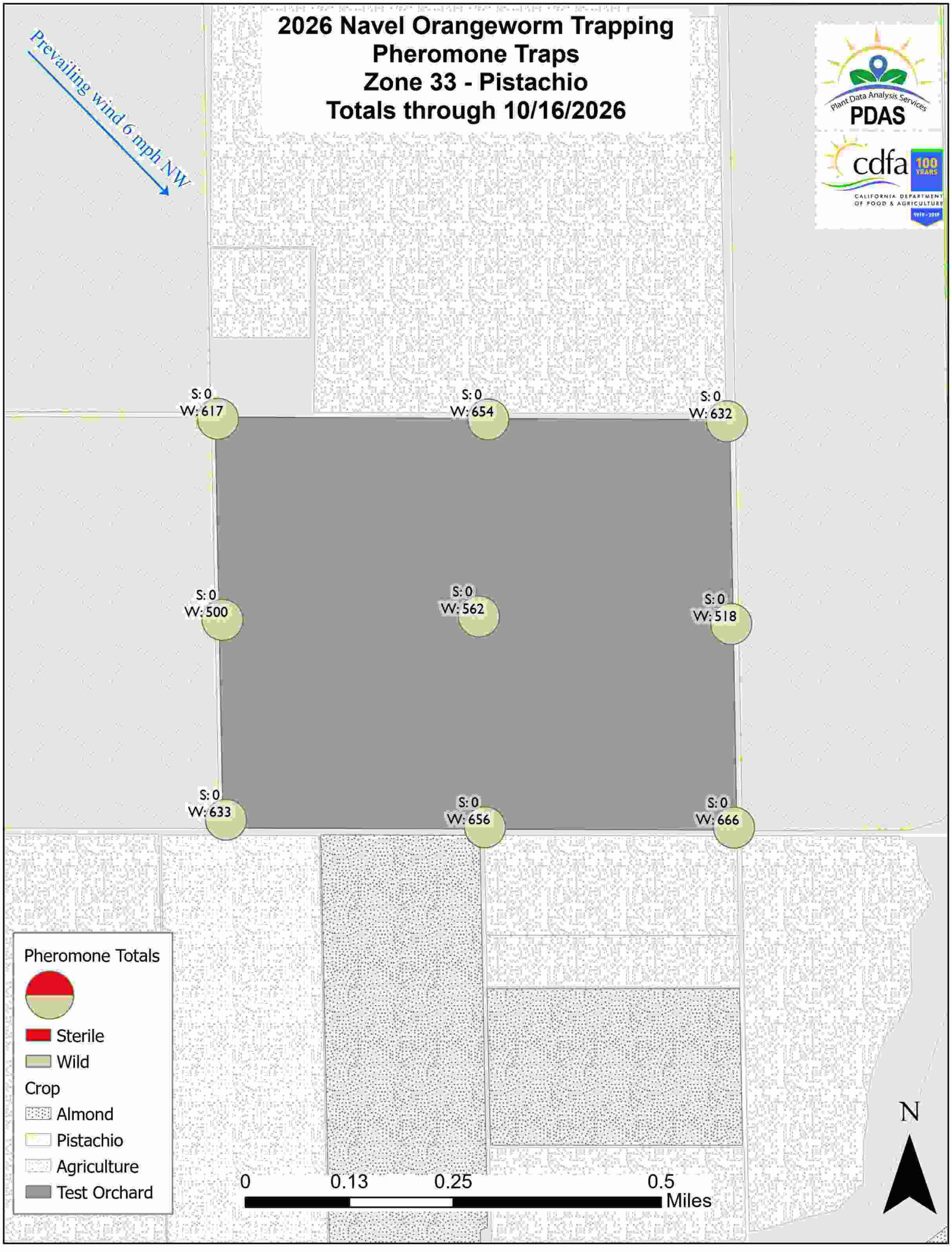
2026 Navel Orangeworm Trapping
Pheromone Traps
Zone 33 - Pistachio
Totals through 10/16/2026
Prevailing wind 6 mph NW
Plant Data Analysis Services
PDAS
cdfa
100 YEARS
CALIFORNIA DEPARTMENT OF FOOD & AGRICULTURE
S: 0
W: 617
S: 0
W: 654
S: 0
W: 632
S: 0
W: 500
S: 0
W: 562
S: 0
W: 518
S: 0
W: 633
S: 0
W: 656
S: 0
W: 666
Pheromone Totals
Sterile
Wild
Crop
Almond
Pistachio
Agriculture
Test Orchard
0
0.13
0.25
0.5
Miles
N

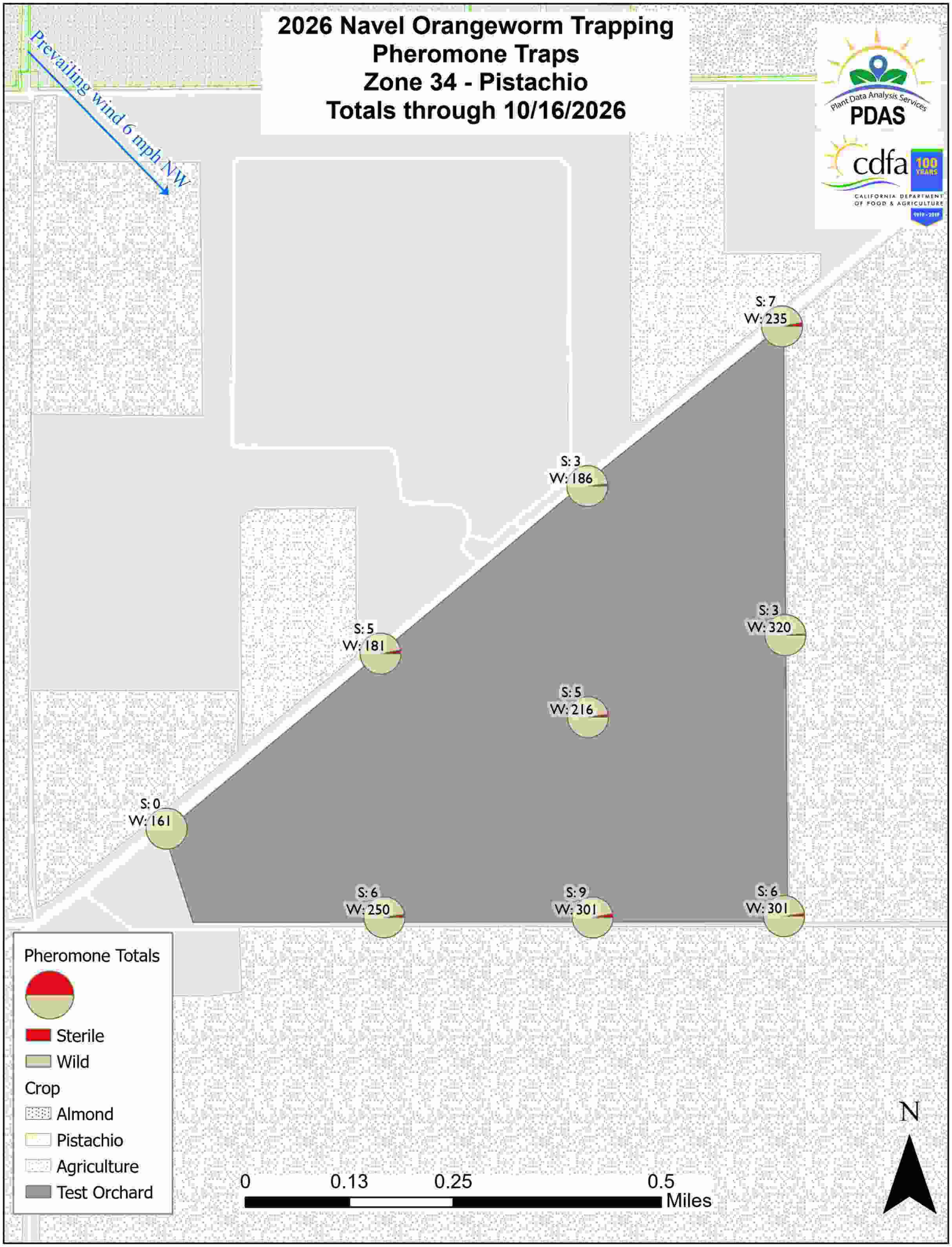
2026 Navel Orangeworm Trapping
Pheromone Traps
Zone 34 - Pistachio
Totals through 10/16/2026
Prevailing wind 6 mph NW
Plant Data Analysis Services
PDAS
cdfa
100 YEARS
CALIFORNIA DEPARTMENT OF FOOD & AGRICULTURE
S: 7
W: 235
S: 3
W: 186
S: 5
W: 181
S: 3
W: 320
S: 5
W: 216
S: 0
W: 161
S: 6
W: 250
S: 9
W: 301
S: 6
W: 301
Pheromone Totals
Sterile
Wild
Crop
Almond
Pistachio
Agriculture
Test Orchard
0
0.13
0.25
0.5
Miles
N

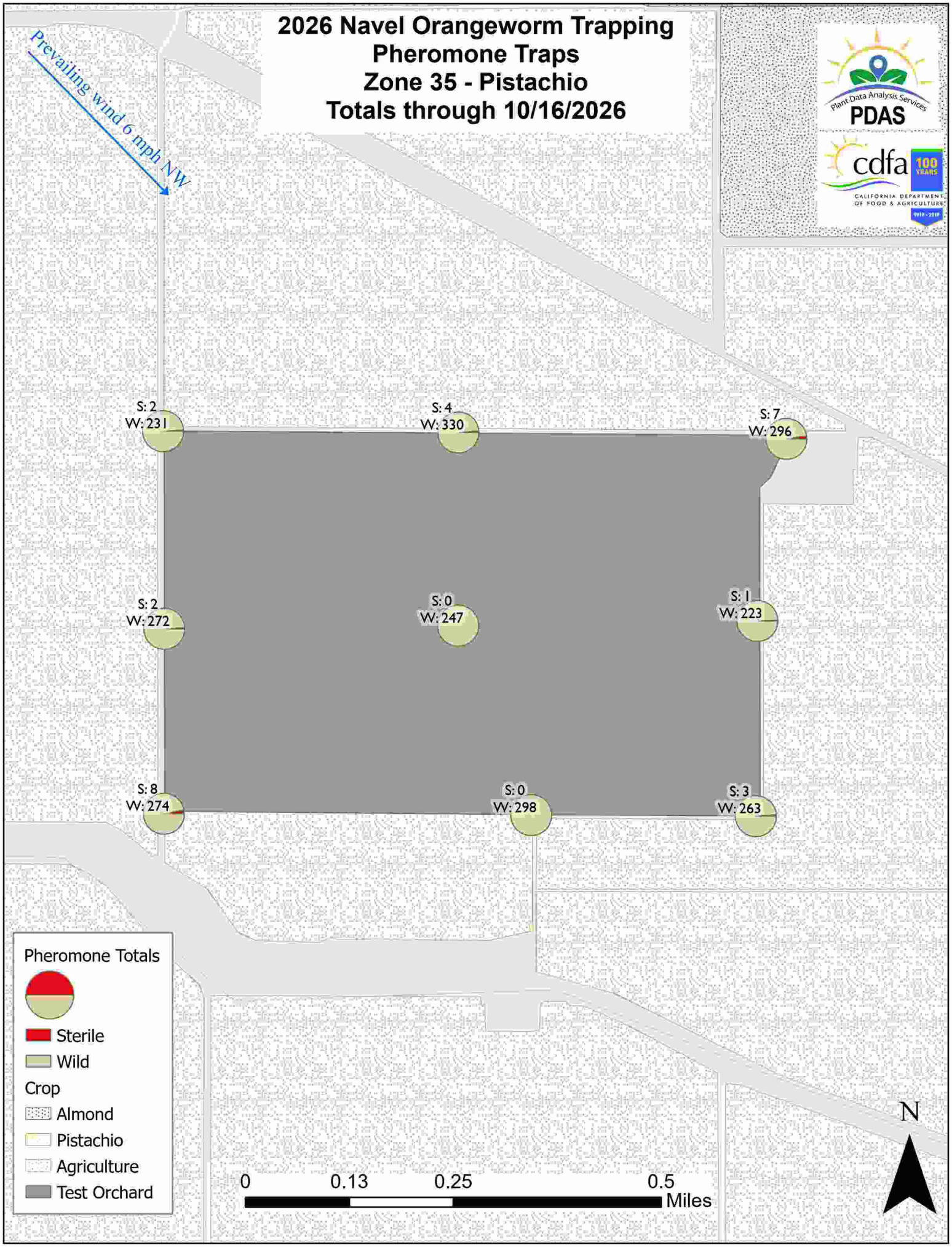
2026 Navel Orangeworm Trapping
Pheromone Traps
Zone 35 - Pistachio
Totals through 10/16/2026
Prevailing wind 6 mph NW
Plant Data Analysis Services
PDAS
cdfa
100 YEARS
CALIFORNIA DEPARTMENT OF FOOD & AGRICULTURE
S: 2
W: 231
S: 4
W: 330
S: 7
W: 296
S: 2
W: 272
S: 0
W: 247
S: 1
W: 223
S: 8
W: 274
S: 0
W: 298
S: 3
W: 263
Pheromone Totals
Sterile
Wild
Crop
Almond
Pistachio
Agriculture
Test Orchard
0
0.13
0.25
0.5
Miles
N