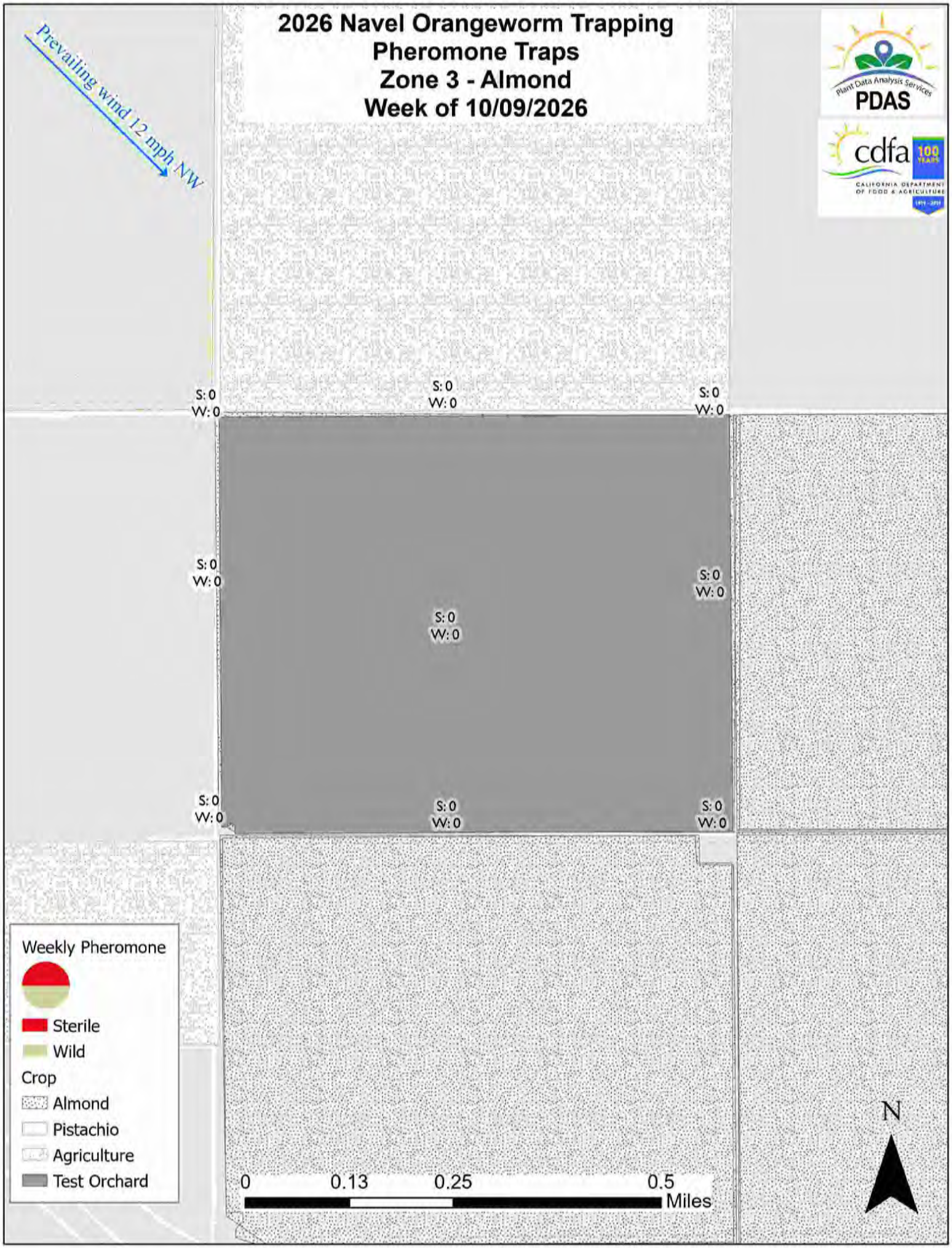
2026 Navel Orangeworm Trapping
Pheromone Traps
Zone 3 - Almond
Week of 10/09/2026
Prevailing wind 12 mph NW
Plant Data Analysis Services
PDAS
cdfa
100 YEARS
CALIFORNIA DEPARTMENT OF FOOD & AGRICULTURE
S: 0
W: 0
Weekly Pheromone
Sterile
Wild
Crop
Almond
Pistachio
Agriculture
Test Orchard
0
0.13
0.25
0.5
Miles
N

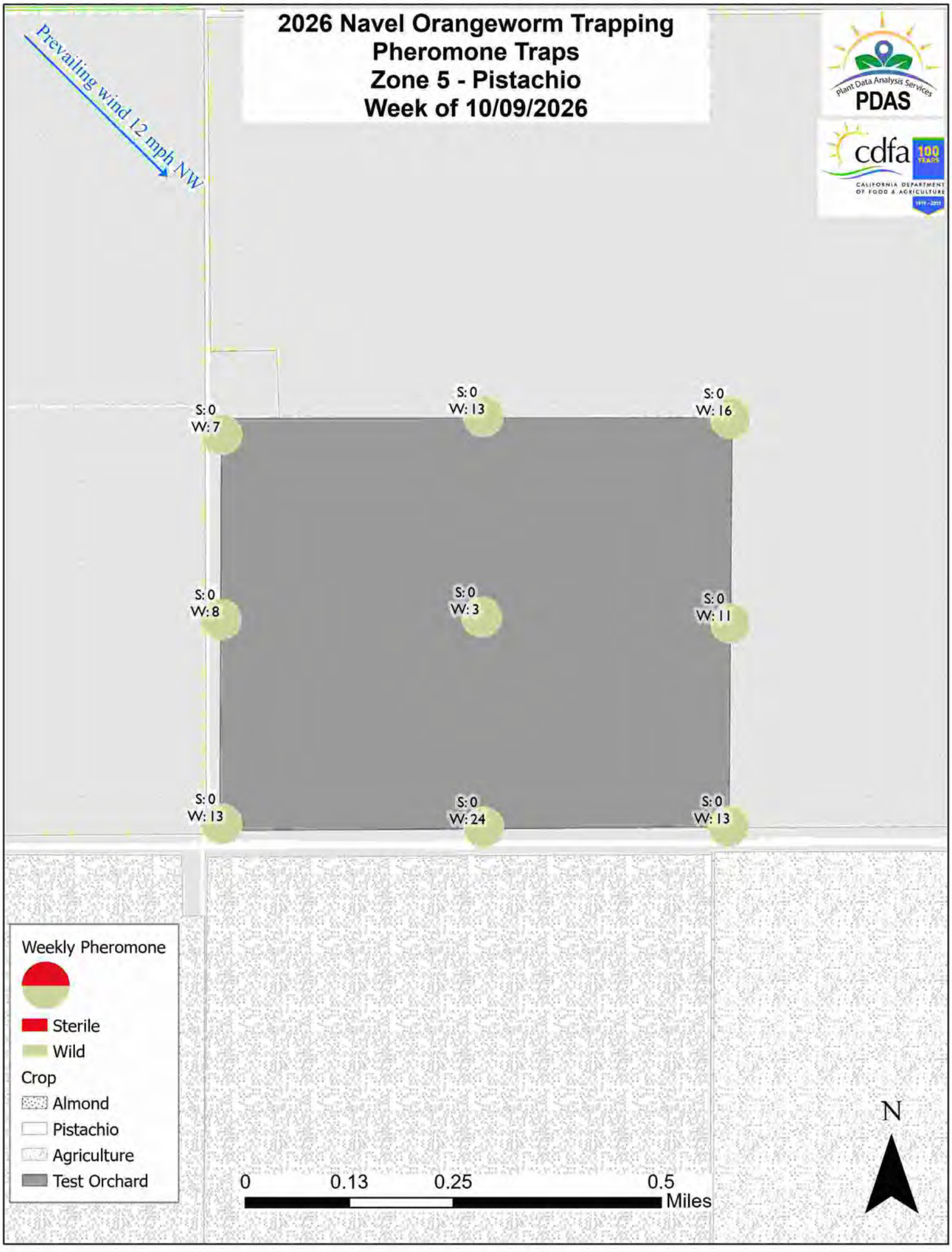
2026 Navel Orangeworm Trapping
Pheromone Traps
Zone 5 - Pistachio
Week of 10/09/2026
Prevailing wind 12 mph NW
Plant Data Analysis Services
PDAS
cdfa
100 YEARS
CALIFORNIA DEPARTMENT OF FOOD & AGRICULTURE
S: 0
W: 7
S: 0
W: 13
S: 0
W: 16
S: 0
W: 8
S: 0
W: 3
S: 0
W: 11
S: 0
W: 13
S: 0
W: 24
S: 0
W: 13
Weekly Pheromone
Sterile
Wild
Crop
Almond
Pistachio
Agriculture
Test Orchard
0
0.13
0.25
0.5
Miles
N

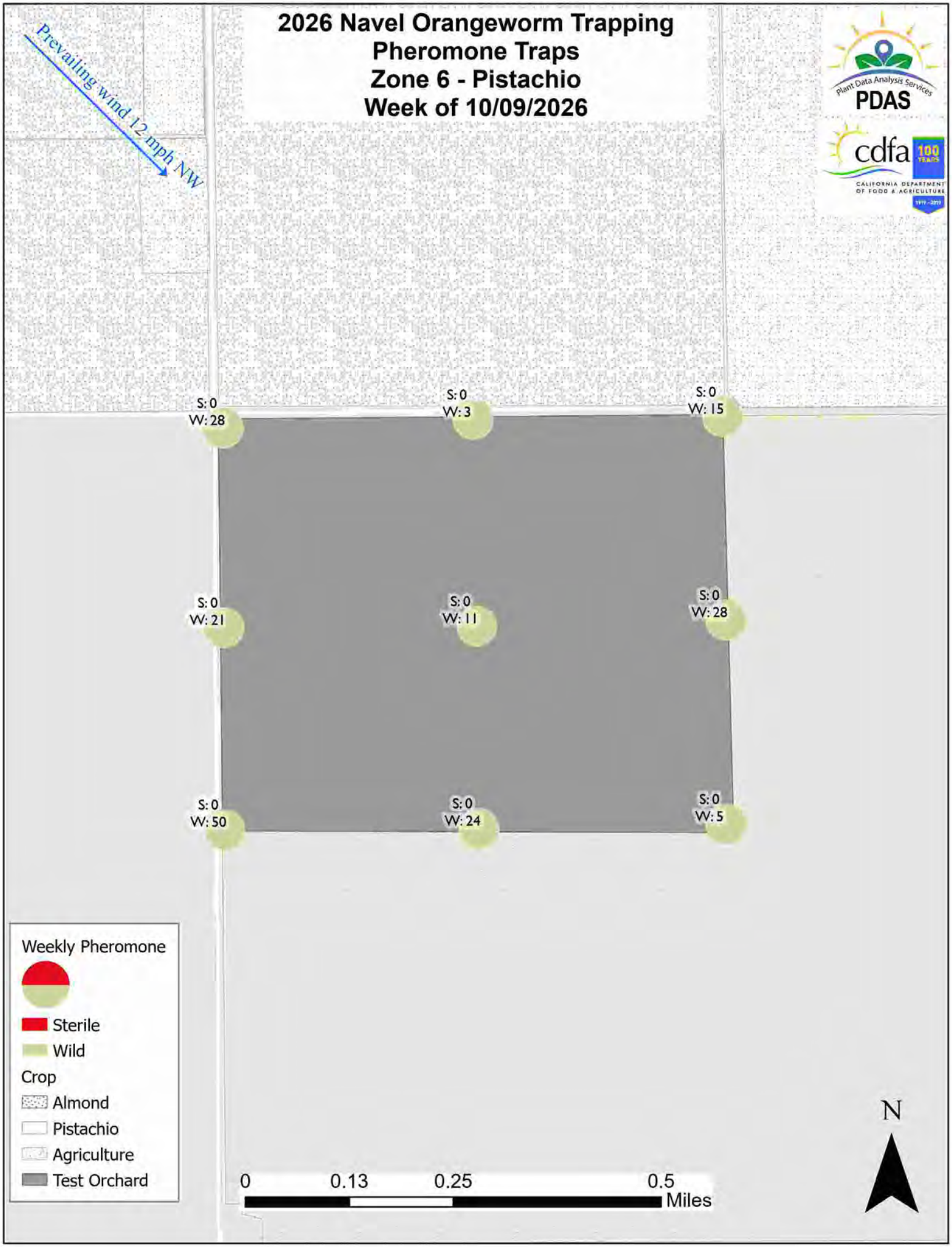
2026 Navel Orangeworm Trapping
Pheromone Traps
Zone 6 - Pistachio
Week of 10/09/2026
Prevailing wind 12 mph NW
Plant Data Analysis Services
PDAS
cdfa
100 YEARS
CALIFORNIA DEPARTMENT OF FOOD & AGRICULTURE
S: 0
W: 28
S: 0
W: 3
S: 0
W: 15
S: 0
W: 21
S: 0
W: 11
S: 0
W: 28
S: 0
W: 50
S: 0
W: 24
S: 0
W: 5
Weekly Pheromone
Sterile
Wild
Crop
Almond
Pistachio
Agriculture
Test Orchard
0
0.13
0.25
0.5
Miles
N

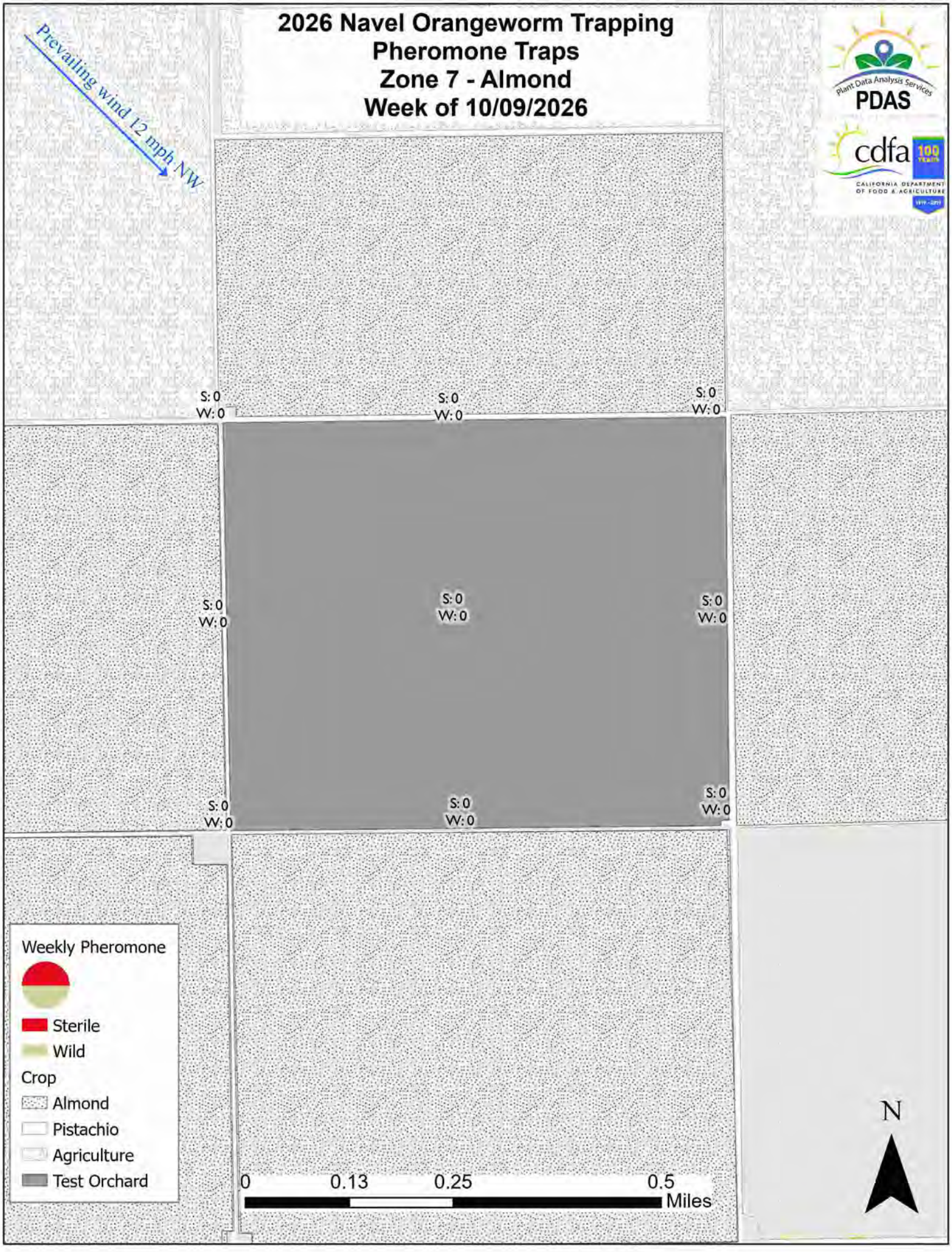
2026 Navel Orangeworm Trapping
Pheromone Traps
Zone 7 - Almond
Week of 10/09/2026
Prevailing wind 12 mph NW
Plant Data Analysis Services
PDAS
cdfa
CALIFORNIA DEPARTMENT OF FOOD & AGRICULTURE
S: 0 W: 0
S: 0 W: 0
S: 0 W: 0
S: 0 W: 0
S: 0 W: 0
S: 0 W: 0
S: 0 W: 0
S: 0 W: 0
S: 0 W: 0
Weekly Pheromone
Sterile
Wild
Crop
Almond
Pistachio
Agriculture
Test Orchard
0
0.13
0.25
0.5
Miles
N

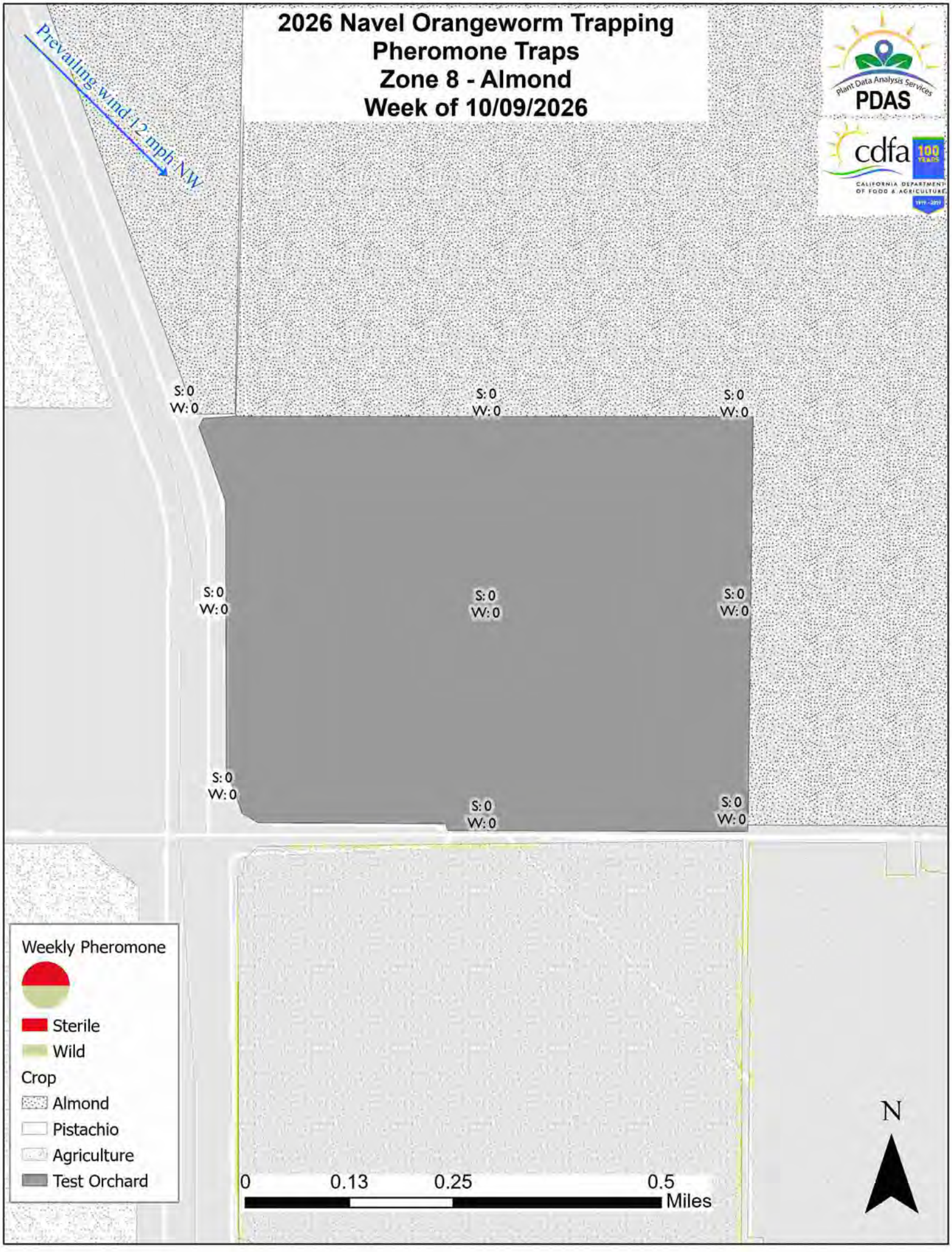
2026 Navel Orangeworm Trapping
Pheromone Traps
Zone 8 - Almond
Week of 10/09/2026
Prevailing wind 12 mph NW
Plant Data Analysis Services
PDAS
cdfa
CALIFORNIA DEPARTMENT OF FOOD & AGRICULTURE
S: 0
W: 0
Weekly Pheromone
Sterile
Wild
Crop
Almond
Pistachio
Agriculture
Test Orchard
0
0.13
0.25
0.5
Miles
N

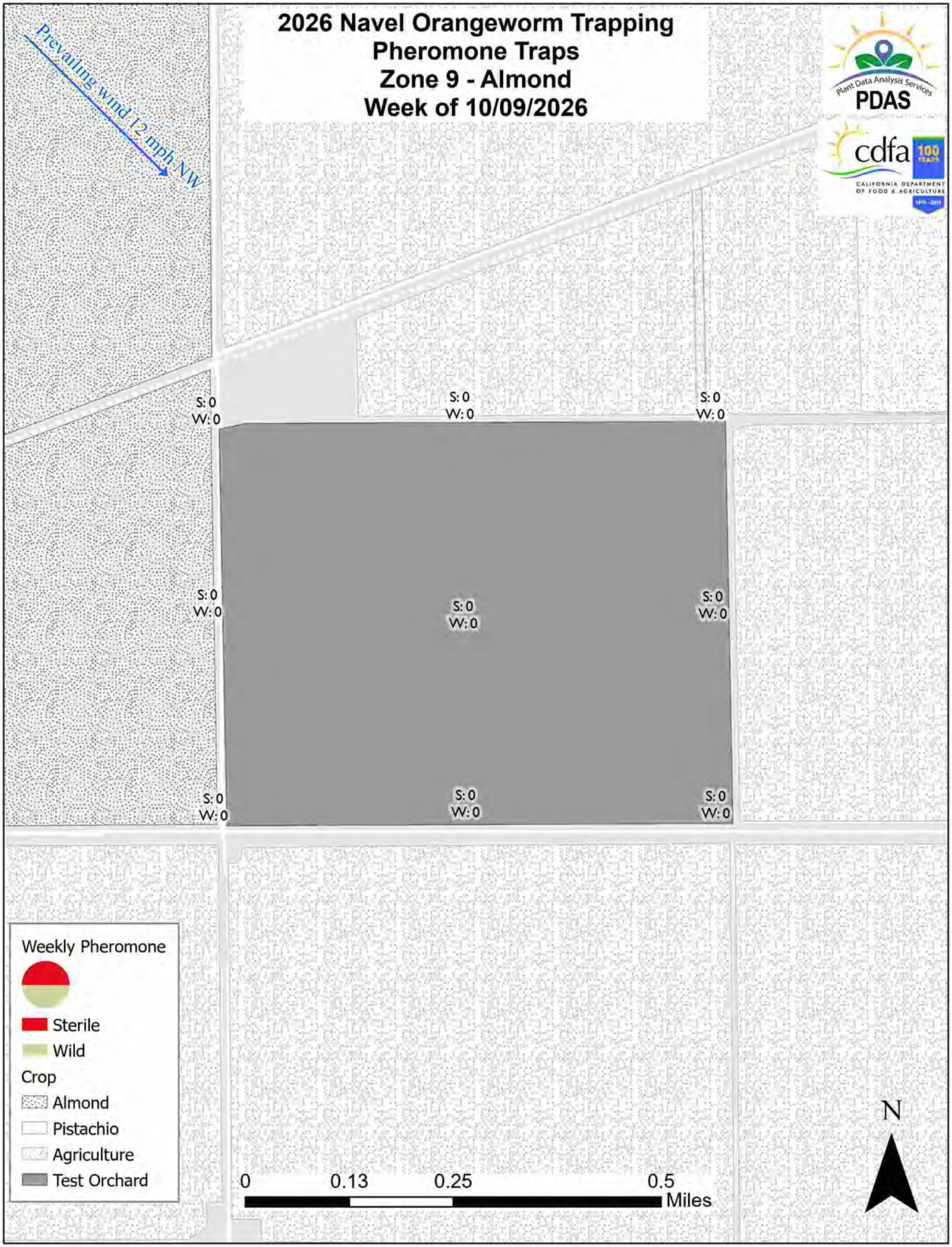
2026 Navel Orangeworm Trapping
Pheromone Traps
Zone 9 - Almond
Week of 10/09/2026
Prevailing wind 12 mph NW
Plant Data Analysis Services
PDAS
cdfa
100 YEARS
CALIFORNIA DEPARTMENT OF FOOD & AGRICULTURE
1919 - 2019
S: 0
W: 0
Weekly Pheromone
Sterile
Wild
Crop
Almond
Pistachio
Agriculture
Test Orchard
0
0.13
0.25
0.5
Miles
N

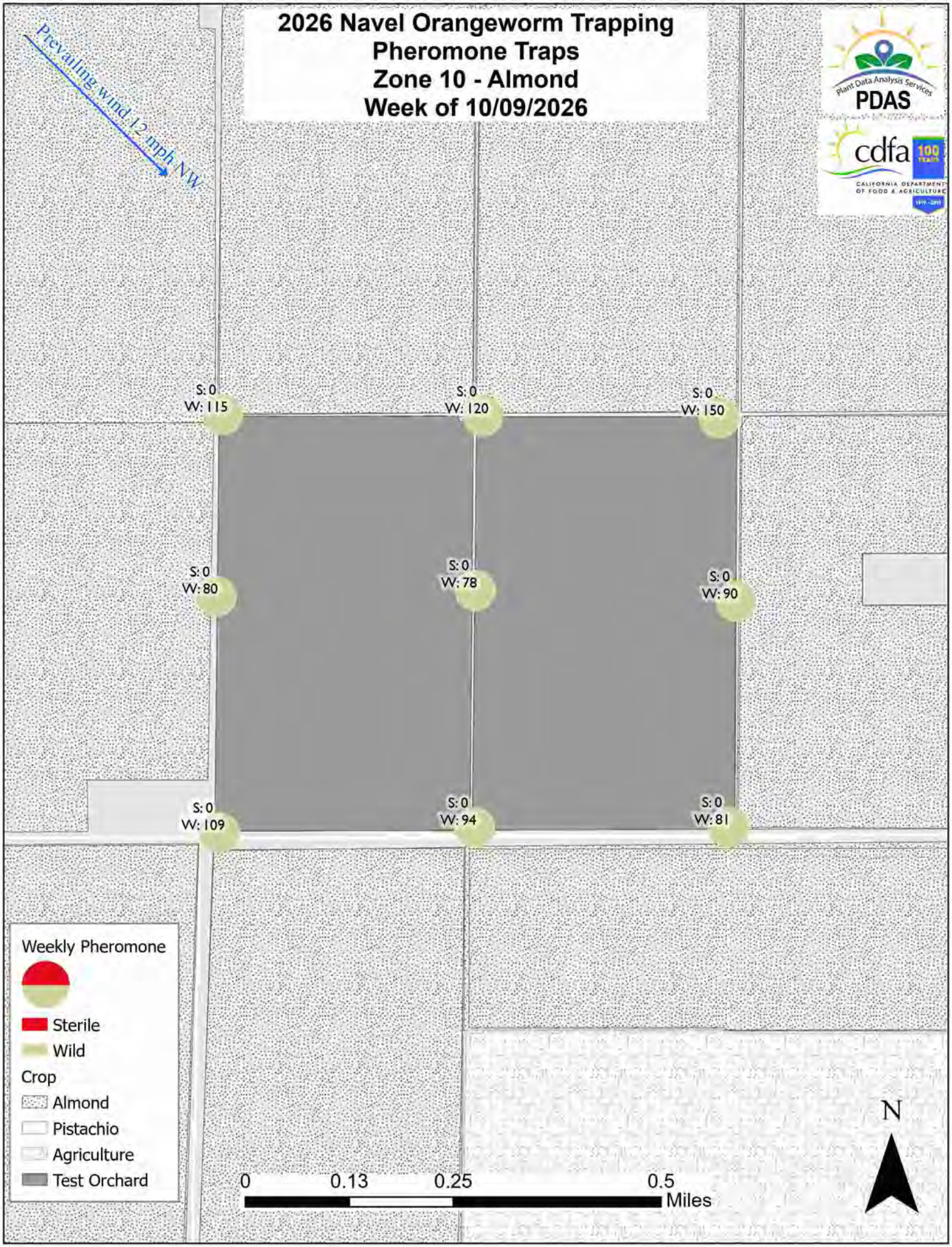
2026 Navel Orangeworm Trapping
Pheromone Traps
Zone 10 - Almond
Week of 10/09/2026
Prevailing wind 12 mph NW
Plant Data Analysis Services
PDAS
cdfa
CALIFORNIA DEPARTMENT OF FOOD & AGRICULTURE
S: 0
W: 115
S: 0
W: 120
S: 0
W: 150
S: 0
W: 80
S: 0
W: 78
S: 0
W: 90
S: 0
W: 109
S: 0
W: 94
S: 0
W: 81
Weekly Pheromone
Sterile
Wild
Crop
Almond
Pistachio
Agriculture
Test Orchard
0
0.13
0.25
0.5
Miles
N

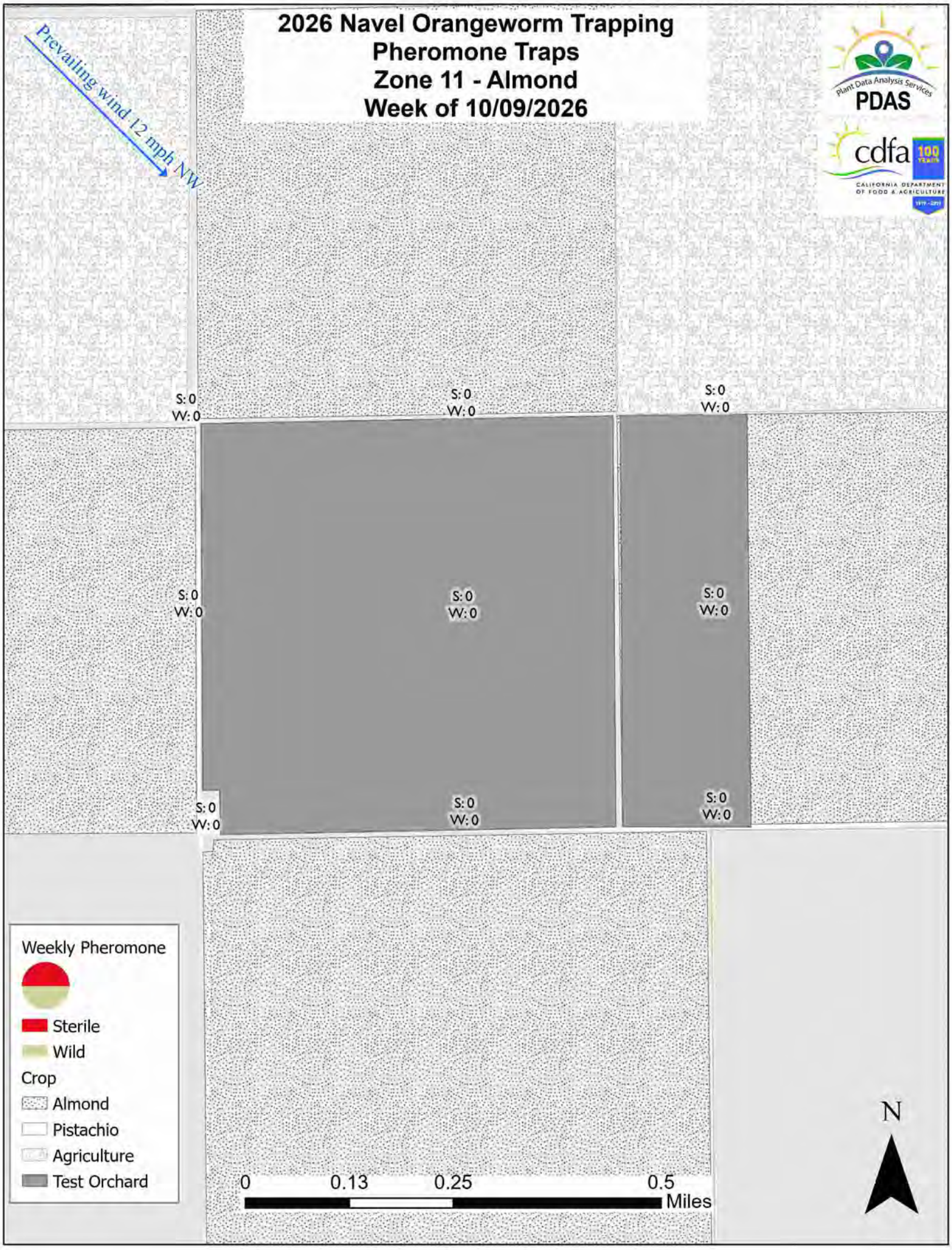
2026 Navel Orangeworm Trapping
Pheromone Traps
Zone 11 - Almond
Week of 10/09/2026
Prevailing wind 12 mph NW
Plant Data Analysis Services
PDAS
cdfa
CALIFORNIA DEPARTMENT OF FOOD & AGRICULTURE
S: 0
W: 0
S: 0
W: 0
S: 0
W: 0
S: 0
W: 0
S: 0
W: 0
S: 0
W: 0
S: 0
W: 0
S: 0
W: 0
S: 0
W: 0
Weekly Pheromone
Sterile
Wild
Crop
Almond
Pistachio
Agriculture
Test Orchard
0
0.13
0.25
0.5
Miles
N


2026 Navel Orangeworm Trapping
Pheromone Traps
Zone 12 - Almond
Week of 10/09/2026
Prevailing wind 12 mph NW
Plant Data Analysis Services
PDAS
cdfa
100 YEARS
CALIFORNIA DEPARTMENT OF FOOD & AGRICULTURE
S: 0
W: 40
S: 0
W: 84
S: 0
W: 100
S: 0
W: 109
S: 0
W: 81
S: 0
W: 2
S: 0
W: 110
S: 0
W: 71
S: 0
W: 116
Weekly Pheromone
Sterile
Wild
Crop
Almond
Pistachio
Agriculture
Test Orchard
0
0.13
0.25
0.5
Miles
N

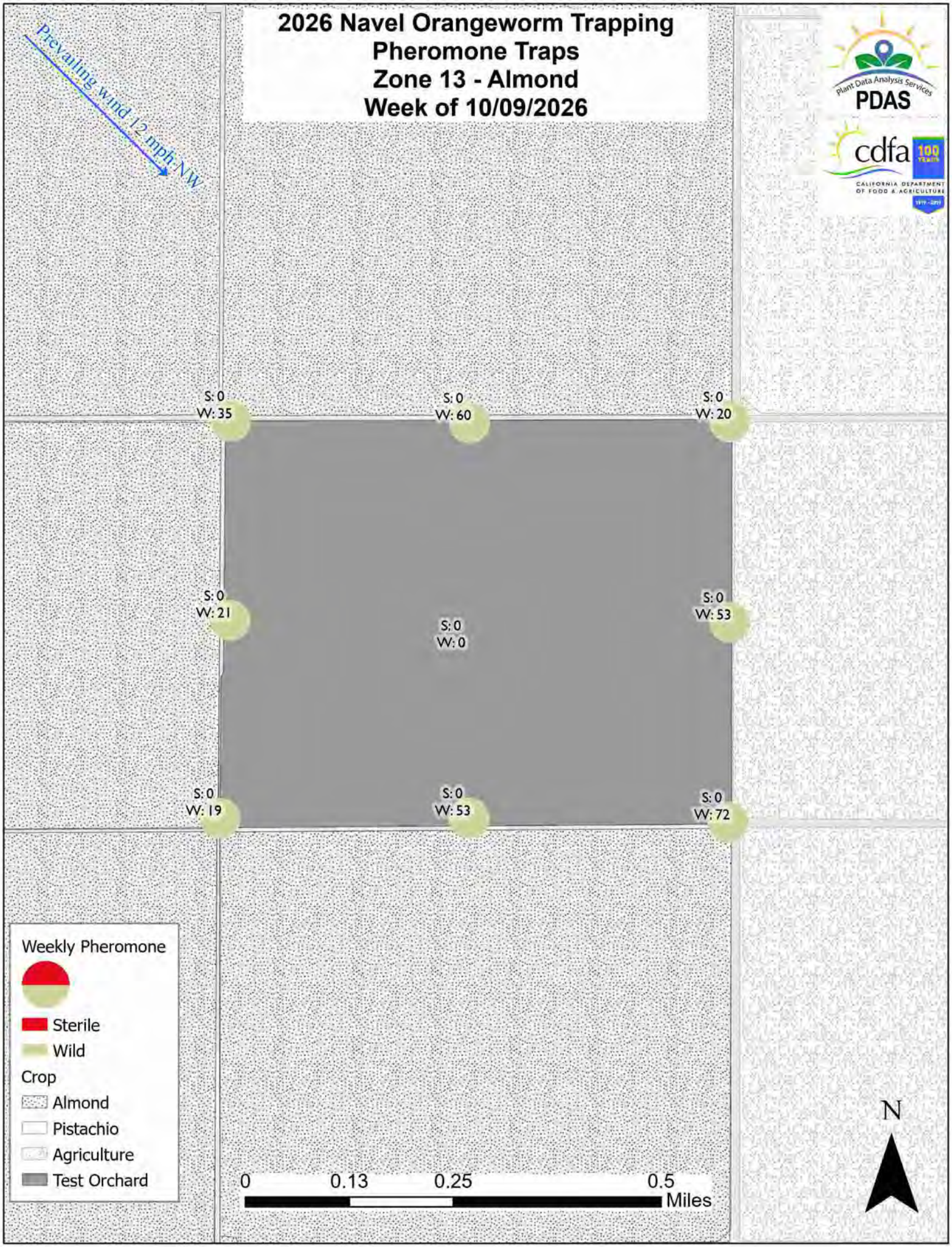
2026 Navel Orangeworm Trapping
Pheromone Traps
Zone 13 - Almond
Week of 10/09/2026
Prevailing wind 12 mph NW
Plant Data Analysis Services
PDAS
cdfa
CALIFORNIA DEPARTMENT OF FOOD & AGRICULTURE
S: 0
W: 35
S: 0
W: 60
S: 0
W: 20
S: 0
W: 21
S: 0
W: 0
S: 0
W: 53
S: 0
W: 19
S: 0
W: 53
S: 0
W: 72
Weekly Pheromone
Sterile
Wild
Crop
Almond
Pistachio
Agriculture
Test Orchard
0
0.13
0.25
0.5
Miles
N


2026 Navel Orangeworm Trapping
Pheromone Traps
Zone 14 - Almond
Week of 10/09/2026
Prevailing wind 12 mph NW
Plant Data Analysis Services
PDAS
cdfa
100 YEARS
CALIFORNIA DEPARTMENT OF FOOD & AGRICULTURE
S: 0
W: 56
S: 0
W: 0
S: 0
W: 74
S: 0
W: 29
S: 0
W: 33
S: 0
W: 37
S: 0
W: 35
S: 0
W: 11
S: 0
W: 90
Weekly Pheromone
Sterile
Wild
Crop
Almond
Pistachio
Agriculture
Test Orchard
0
0.13
0.25
0.5
Miles
N


2026 Navel Orangeworm Trapping
Pheromone Traps
Zone 15 - Almond
Week of 10/09/2026
Prevailing wind 12 mph NW
Plant Data Analysis Services
PDAS
cdfa
100 YEARS
CALIFORNIA DEPARTMENT OF FOOD & AGRICULTURE
S: 0 W: 0
S: 0 W: 0
S: 0 W: 0
S: 0 W: 0
S: 0 W: 0
S: 0 W: 0
S: 0 W: 0
S: 0 W: 0
Weekly Pheromone
Sterile
Wild
Crop
Almond
Pistachio
Agriculture
Test Orchard
0
0.13
0.25
0.5
Miles
N

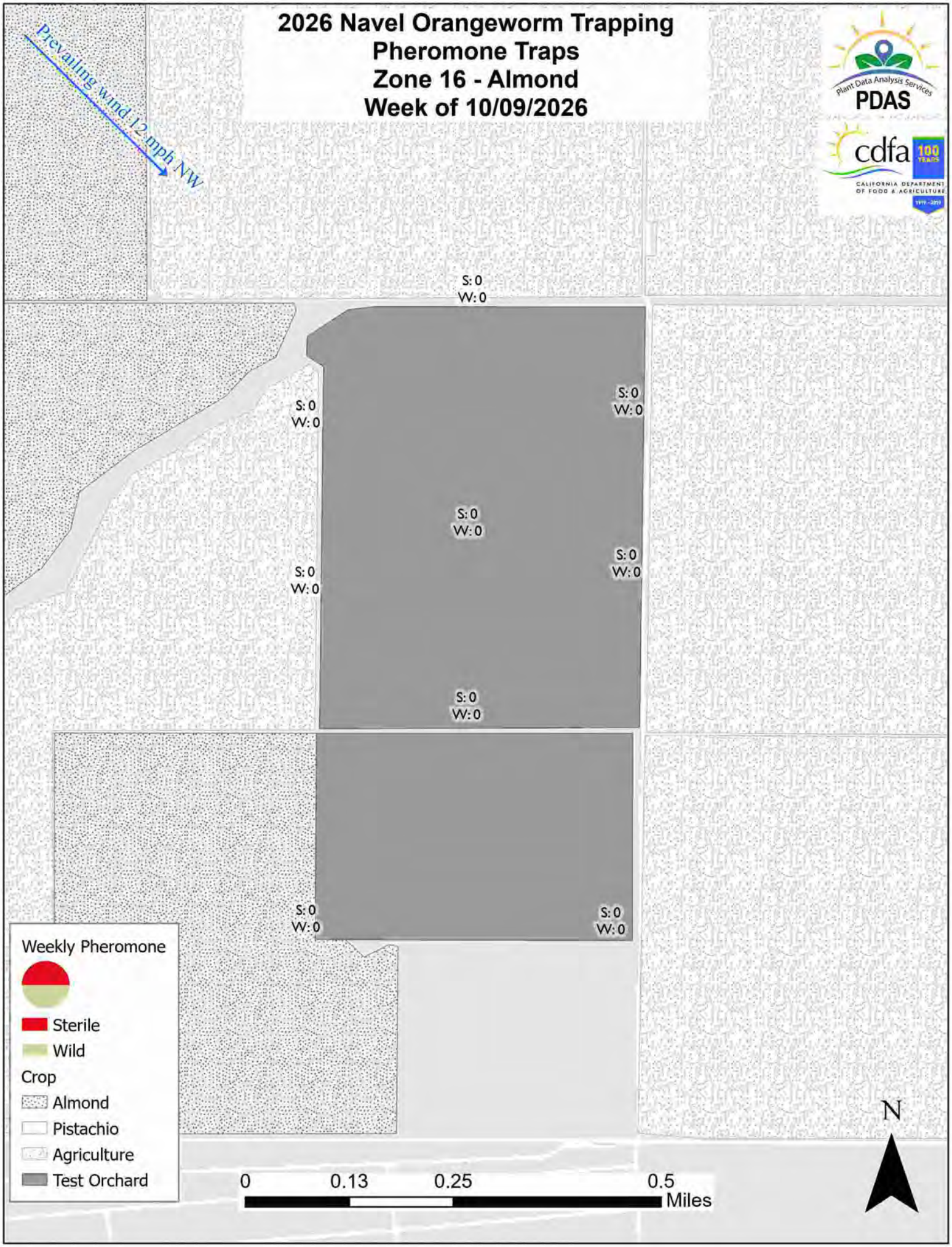
2026 Navel Orangeworm Trapping
Pheromone Traps
Zone 16 - Almond
Week of 10/09/2026
Prevailing wind 12 mph NW
Plant Data Analysis Services
PDAS
cdfa
100 YEARS
CALIFORNIA DEPARTMENT OF FOOD & AGRICULTURE
S: 0
W: 0
Weekly Pheromone
Sterile
Wild
Crop
Almond
Pistachio
Agriculture
Test Orchard
0
0.13
0.25
0.5
Miles
N


2026 Navel Orangeworm Trapping
Pheromone Traps
Zone 17 - Almond
Week of 10/09/2026
Prevailing wind 12 mph NW
Plant Data Analysis Services
PDAS
cdfa
CALIFORNIA DEPARTMENT OF FOOD & AGRICULTURE
S: 0 W: 0
S: 0 W: 0
S: 0 W: 0
S: 0 W: 0
S: 0 W: 0
S: 0 W: 0
S: 0 W: 0
S: 0 W: 0
S: 0 W: 0
Weekly Pheromone
Sterile
Wild
Crop
Almond
Pistachio
Agriculture
Test Orchard
0
0.13
0.25
0.5
Miles
N

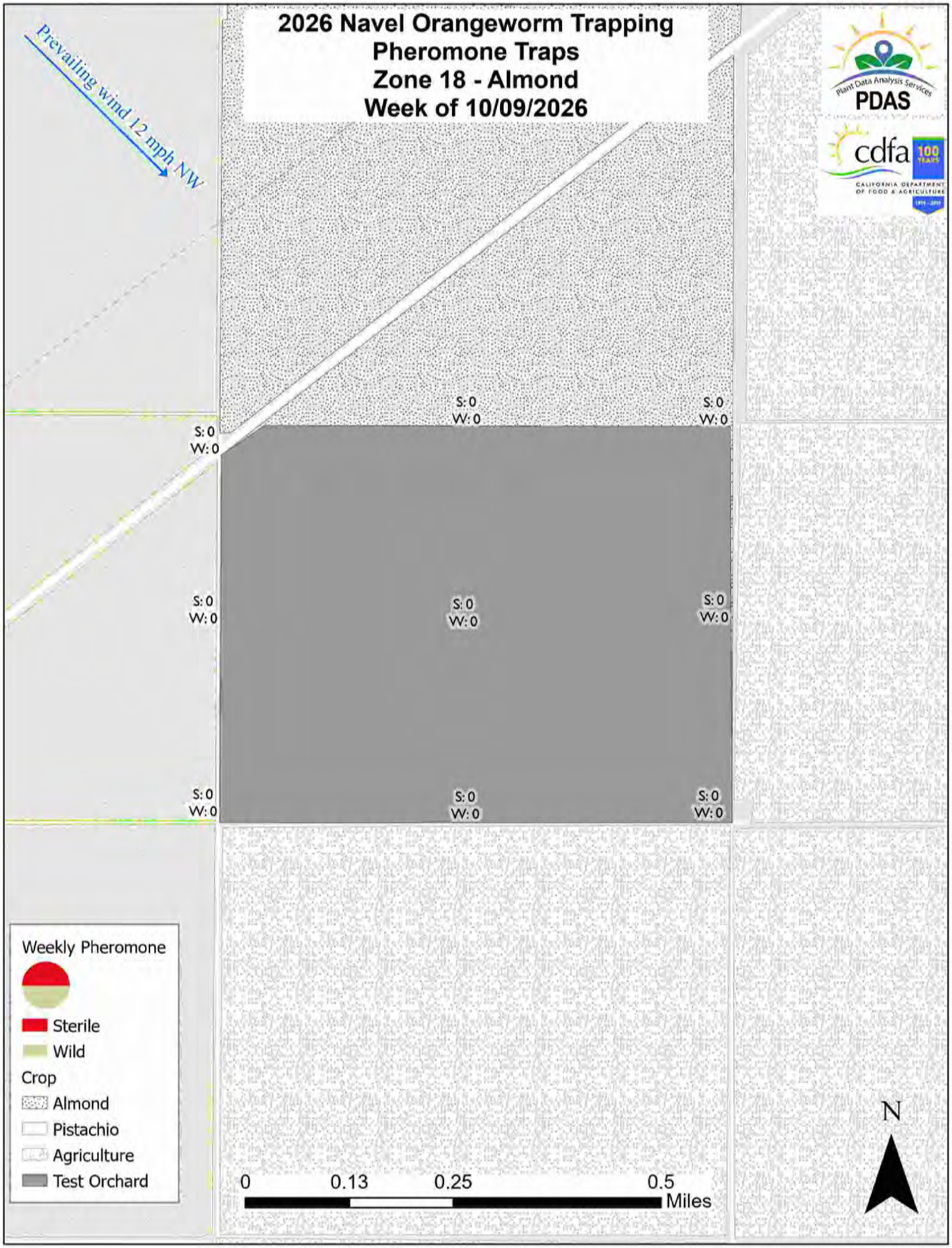
2026 Navel Orangeworm Trapping
Pheromone Traps
Zone 18 - Almond
Week of 10/09/2026
Prevailing wind 12 mph NW
Plant Data Analysis Services
PDAS
cdfa
100 YEARS
CALIFORNIA DEPARTMENT OF FOOD & AGRICULTURE
S: 0 W: 0
S: 0 W: 0
S: 0 W: 0
S: 0 W: 0
S: 0 W: 0
S: 0 W: 0
S: 0 W: 0
S: 0 W: 0
Weekly Pheromone
Sterile
Wild
Crop
Almond
Pistachio
Agriculture
Test Orchard
0
0.13
0.25
0.5
Miles
N

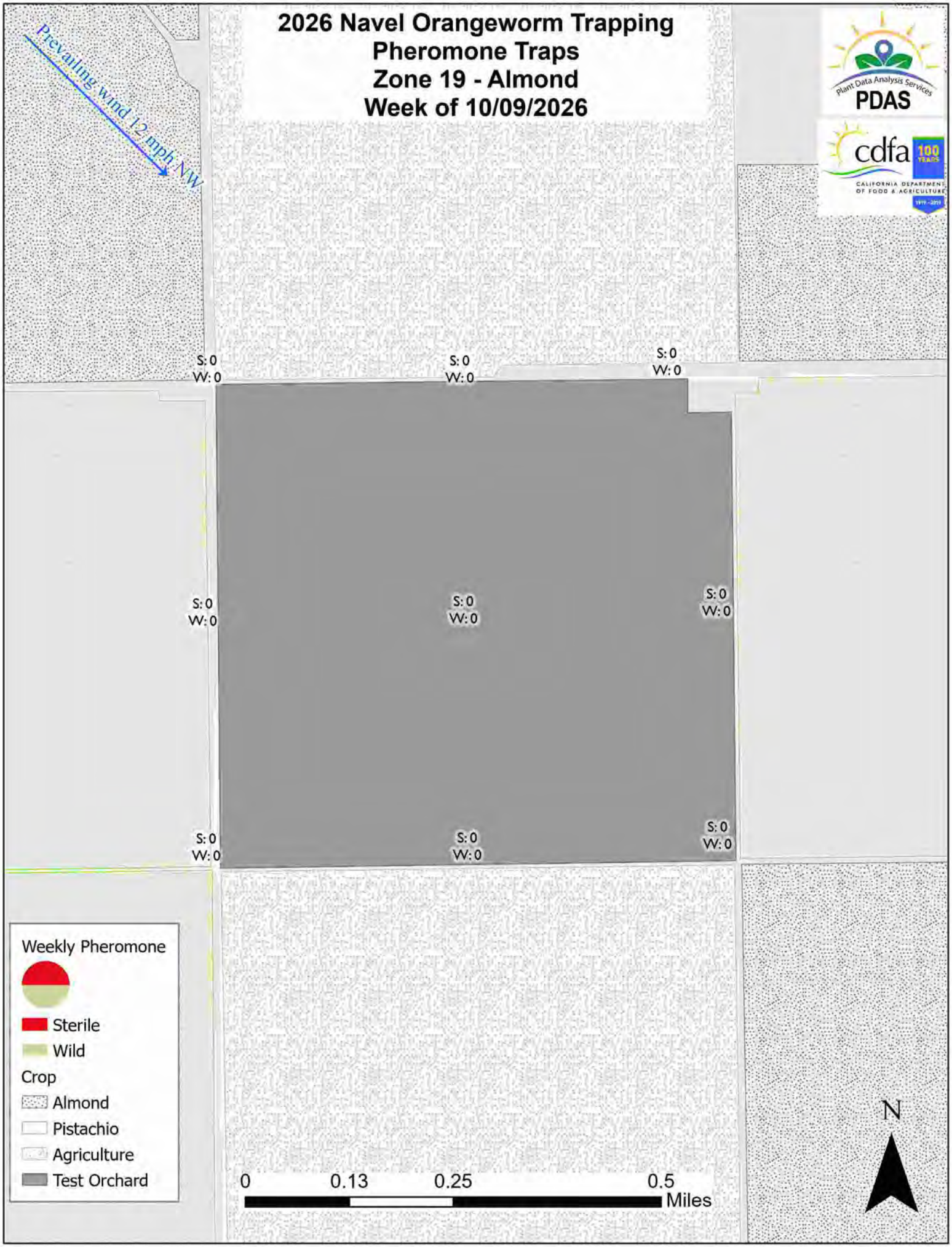
2026 Navel Orangeworm Trapping
Pheromone Traps
Zone 19 - Almond
Week of 10/09/2026
Prevailing wind 12 mph NW
Plant Data Analysis Services
PDAS
cdfa
100 YEARS
CALIFORNIA DEPARTMENT OF FOOD & AGRICULTURE
S: 0
W: 0
Weekly Pheromone
Sterile
Wild
Crop
Almond
Pistachio
Agriculture
Test Orchard
0
0.13
0.25
0.5
Miles
N


2026 Navel Orangeworm Trapping
Pheromone Traps
Zone 20 - Almond
Week of 10/09/2026
Prevailing wind 12 mph NW
Plant Data Analysis Services
PDAS
cdfa
100 YEARS
CALIFORNIA DEPARTMENT OF FOOD & AGRICULTURE
S: 0
W: 54
S: 0
W: 56
S: 0
W: 51
S: 0
W: 48
S: 0
W: 68
S: 0
W: 20
S: 0
W: 37
S: 0
W: 41
S: 0
W: 58
Weekly Pheromone
Sterile
Wild
Crop
Almond
Pistachio
Agriculture
Test Orchard
0
0.13
0.25
0.5
Miles
N


2026 Navel Orangeworm Trapping
Pheromone Traps
Zone 21 - Almond
Week of 10/09/2026
Prevailing wind 12 mph NW
Plant Data Analysis Services
PDAS
cdfa
100 YEARS
CALIFORNIA DEPARTMENT OF FOOD & AGRICULTURE
S: 0
W: 65
S: 0
W: 44
S: 0
W: 65
S: 0
W: 60
S: 0
W: 64
S: 0
W: 59
S: 0
W: 89
S: 0
W: 59
S: 0
W: 38
Weekly Pheromone
Sterile
Wild
Crop
Almond
Pistachio
Agriculture
Test Orchard
0
0.13
0.25
0.5
Miles
N

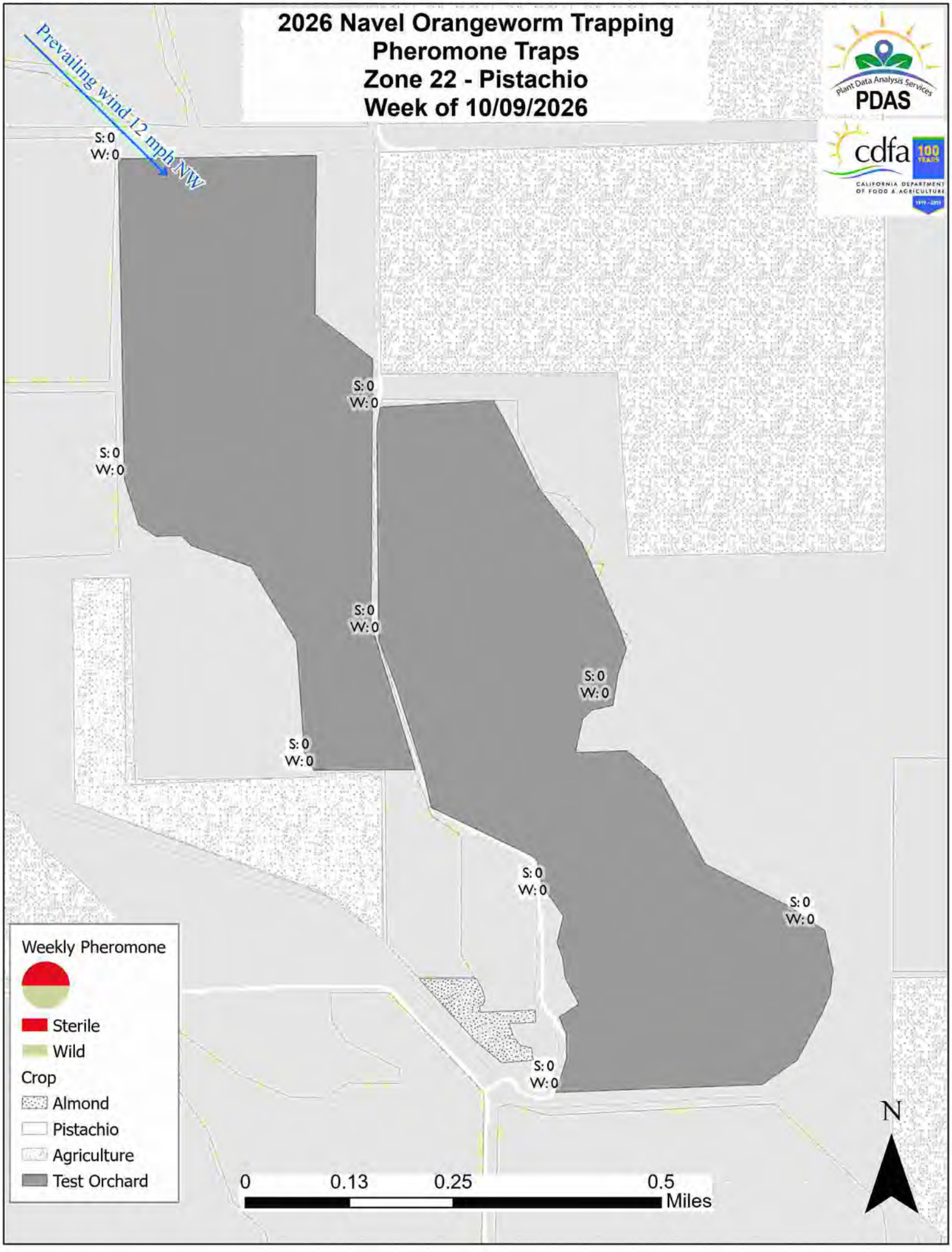
2026 Navel Orangeworm Trapping
Pheromone Traps
Zone 22 - Pistachio
Week of 10/09/2026
Plant Data Analysis Services
PDAS
cdfa
100 YEARS
CALIFORNIA DEPARTMENT OF FOOD & AGRICULTURE
Prevailing wind 12 mph NW
S: 0
W: 0
Weekly Pheromone
Sterile
Wild
Crop
Almond
Pistachio
Agriculture
Test Orchard
0
0.13
0.25
0.5
Miles
N


2026 Navel Orangeworm Trapping
Pheromone Traps
Zone 23 - Pistachio
Week of 10/09/2026
Prevailing wind 12 mph NW
Plant Data Analysis Services
PDAS
cdfa
100 YEARS
CALIFORNIA DEPARTMENT OF FOOD & AGRICULTURE
S: 0
W: 0
S: 0
W: 0
S: 0
W: 0
S: 0
W: 0
S: 0
W: 0
S: 0
W: 0
S: 0
W: 0
Weekly Pheromone
Sterile
Wild
Crop
Almond
Pistachio
Agriculture
Test Orchard
0
0.13
0.25
0.5
Miles
N

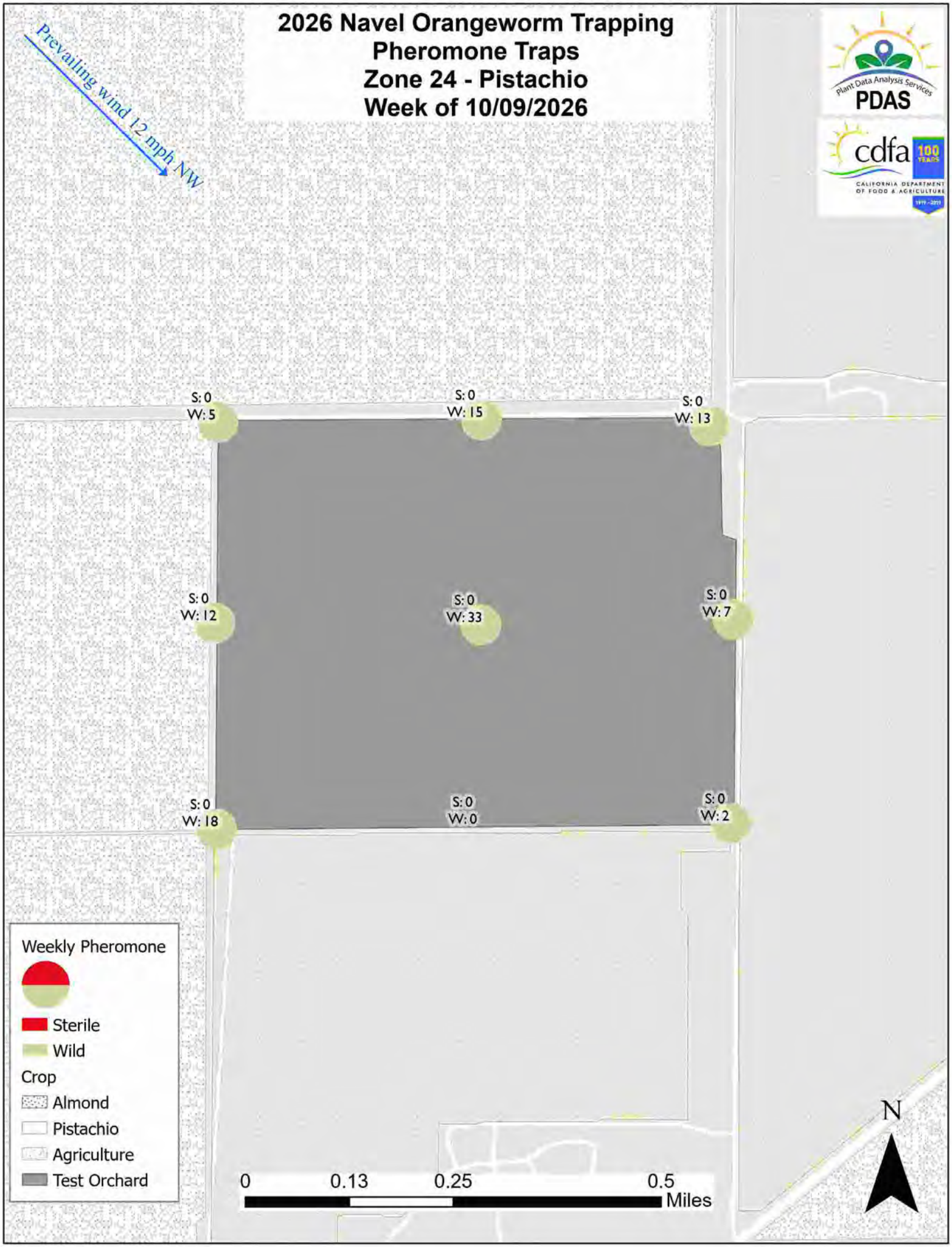
2026 Navel Orangeworm Trapping
Pheromone Traps
Zone 24 - Pistachio
Week of 10/09/2026
Prevailing wind 12 mph NW
Plant Data Analysis Services
PDAS
cdfa
100 YEARS
CALIFORNIA DEPARTMENT OF FOOD & AGRICULTURE
S: 0
W: 5
S: 0
W: 15
S: 0
W: 13
S: 0
W: 12
S: 0
W: 33
S: 0
W: 7
S: 0
W: 18
S: 0
W: 0
S: 0
W: 2
Weekly Pheromone
Sterile
Wild
Crop
Almond
Pistachio
Agriculture
Test Orchard
0
0.13
0.25
0.5
Miles
N

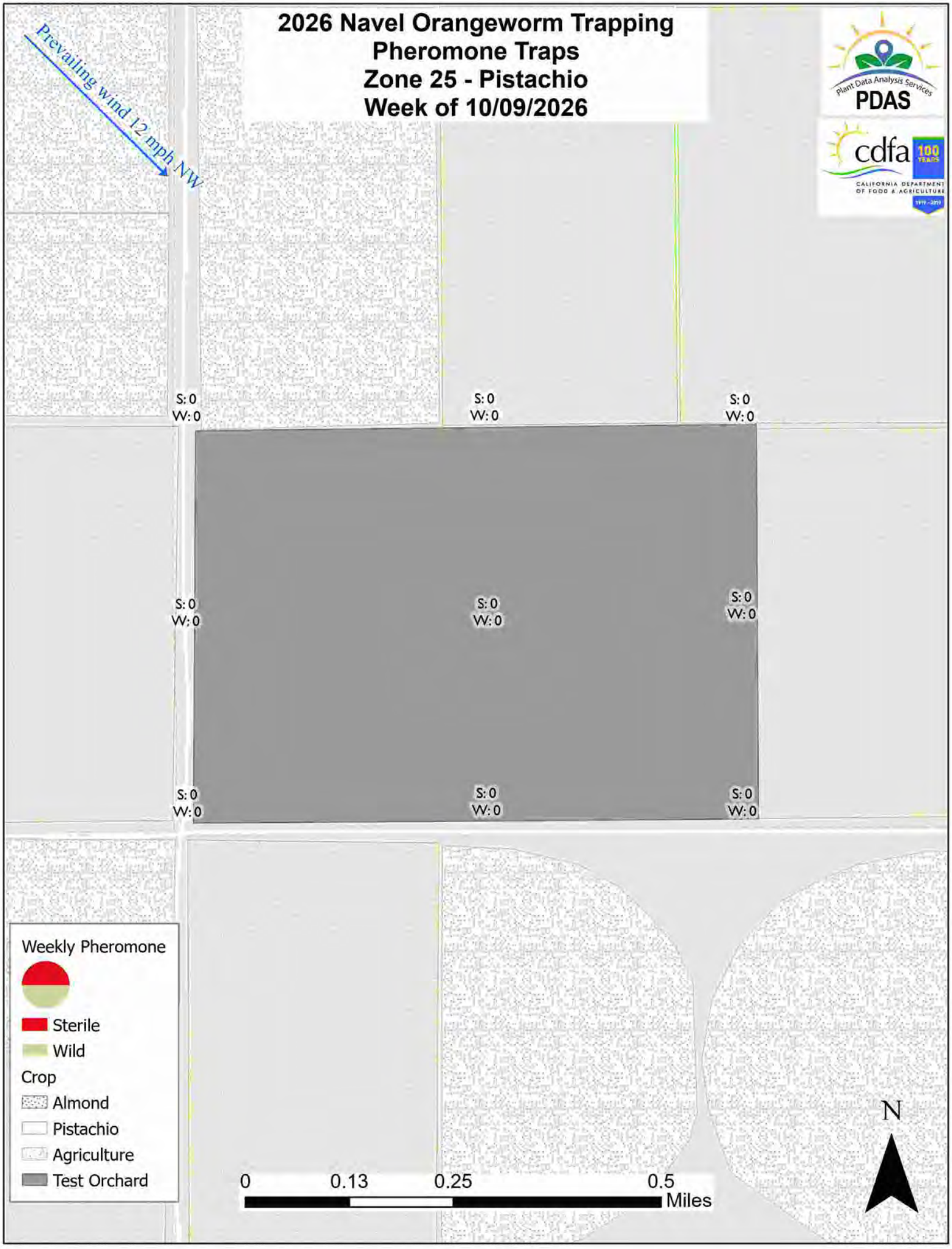
2026 Navel Orangeworm Trapping
Pheromone Traps
Zone 25 - Pistachio
Week of 10/09/2026
Prevailing wind 12 mph NW
Plant Data Analysis Services
PDAS
cdfa
100 YEARS
CALIFORNIA DEPARTMENT OF FOOD & AGRICULTURE
S: 0
W: 0
Weekly Pheromone
Sterile
Wild
Crop
Almond
Pistachio
Agriculture
Test Orchard
0
0.13
0.25
0.5
Miles
N

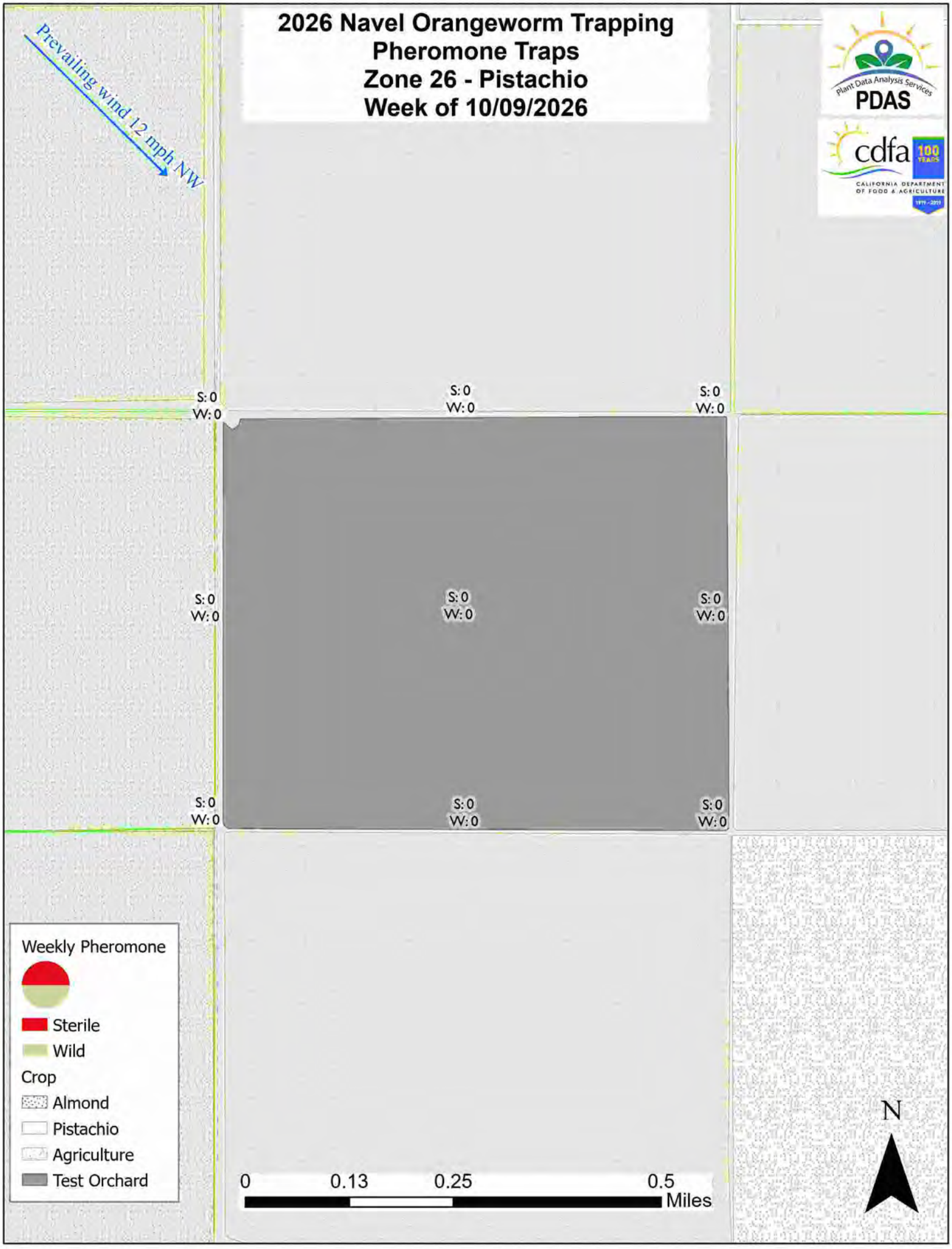
2026 Navel Orangeworm Trapping
Pheromone Traps
Zone 26 - Pistachio
Week of 10/09/2026
Prevailing wind 12 mph NW
Plant Data Analysis Services
PDAS
cdfa
100 YEARS
CALIFORNIA DEPARTMENT OF FOOD & AGRICULTURE
1919 - 2019
S: 0
W: 0
Weekly Pheromone
Sterile
Wild
Crop
Almond
Pistachio
Agriculture
Test Orchard
0
0.13
0.25
0.5
Miles
N

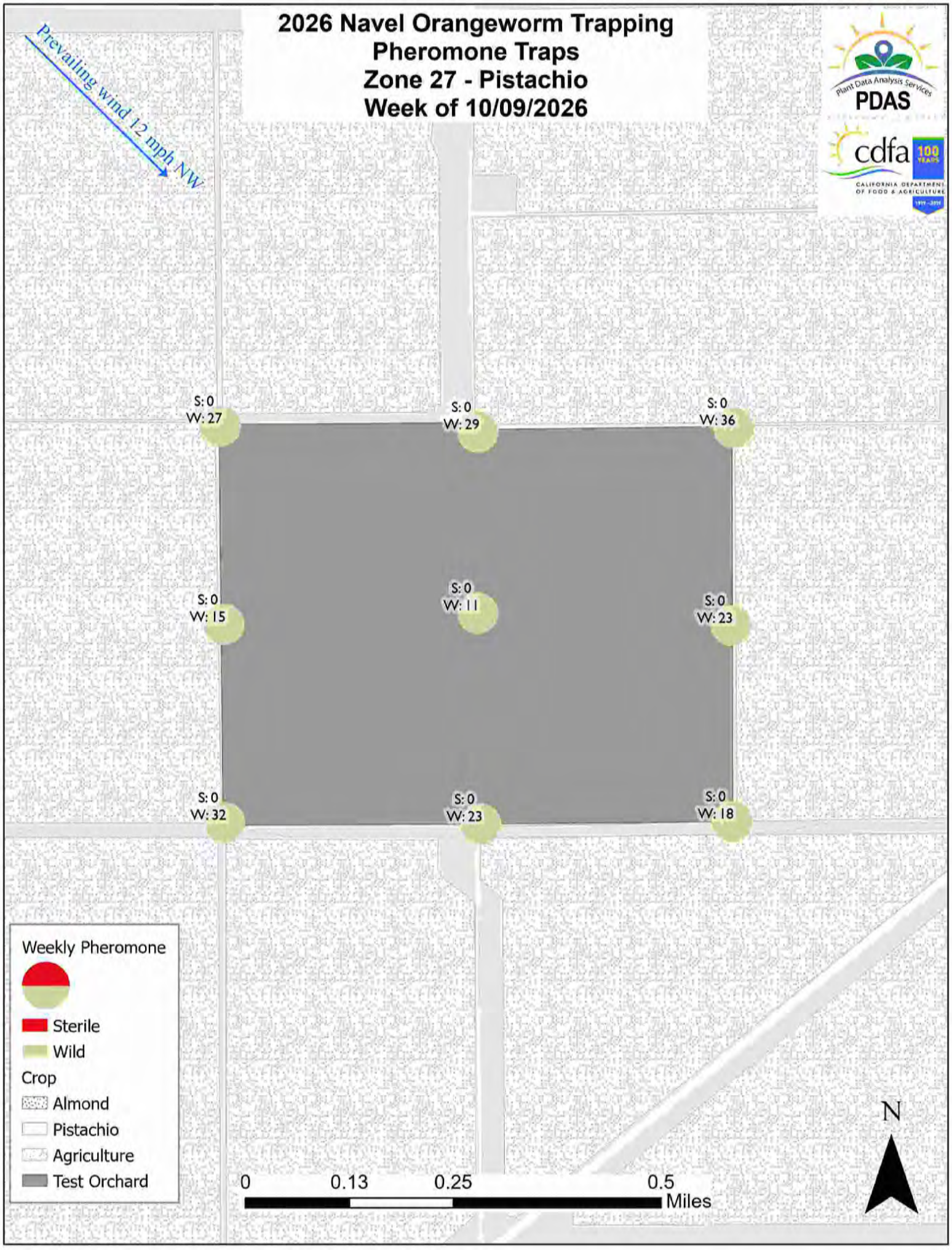
2026 Navel Orangeworm Trapping
Pheromone Traps
Zone 27 - Pistachio
Week of 10/09/2026
Prevailing wind 12 mph NW
Plant Data Analysis Services
PDAS
cdfa
100 YEARS
CALIFORNIA DEPARTMENT OF FOOD & AGRICULTURE
S: 0
W: 27
S: 0
W: 29
S: 0
W: 36
S: 0
W: 15
S: 0
W: 11
S: 0
W: 23
S: 0
W: 32
S: 0
W: 23
S: 0
W: 18
Weekly Pheromone
Sterile
Wild
Crop
Almond
Pistachio
Agriculture
Test Orchard
0
0.13
0.25
0.5
Miles
N

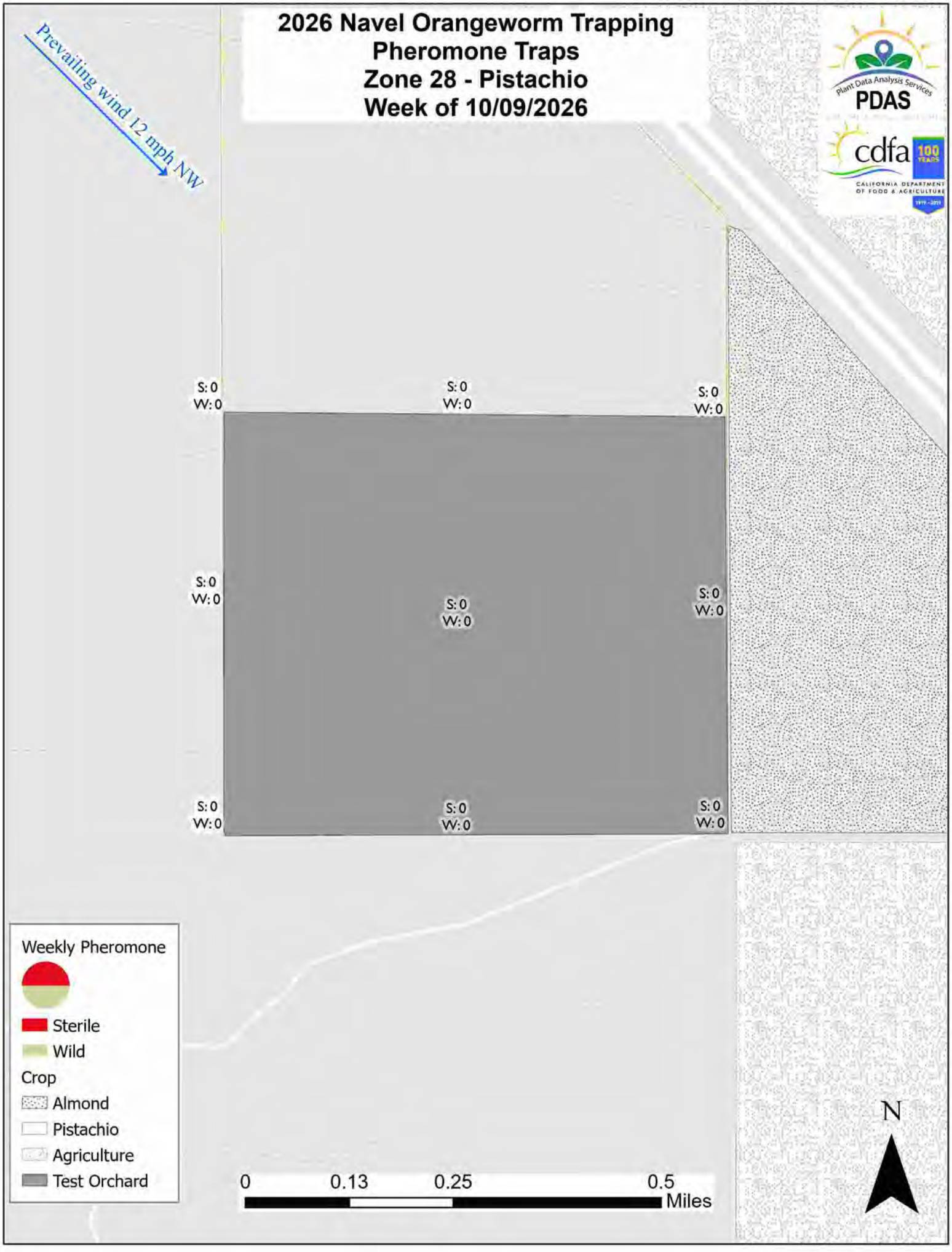
2026 Navel Orangeworm Trapping
Pheromone Traps
Zone 28 - Pistachio
Week of 10/09/2026
Prevailing wind 12 mph NW
Plant Data Analysis Services
PDAS
cdfa
100 YEARS
CALIFORNIA DEPARTMENT OF FOOD & AGRICULTURE
1919 - 2019
S: 0
W: 0
Weekly Pheromone
Sterile
Wild
Crop
Almond
Pistachio
Agriculture
Test Orchard
0
0.13
0.25
0.5
Miles
N

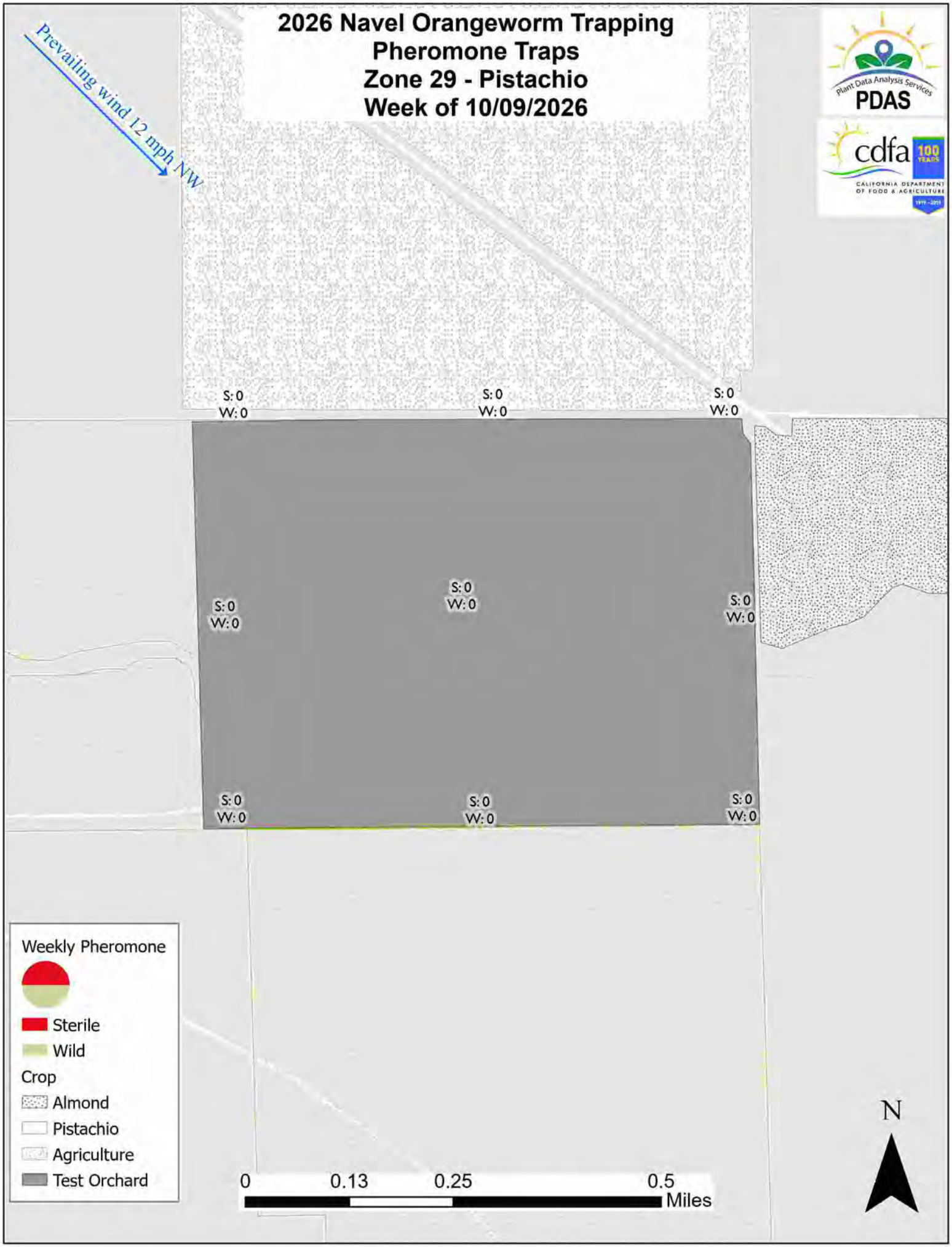
2026 Navel Orangeworm Trapping
Pheromone Traps
Zone 29 - Pistachio
Week of 10/09/2026
Prevailing wind 12 mph NW
Plant Data Analysis Services
PDAS
cdfa
100 YEARS
CALIFORNIA DEPARTMENT OF FOOD & AGRICULTURE
S: 0
W: 0
Weekly Pheromone
Sterile
Wild
Crop
Almond
Pistachio
Agriculture
Test Orchard
0
0.13
0.25
0.5
Miles
N

2026 Navel Orangeworm Trapping
Pheromone Traps
Zone 30 - Pistachio
Week of 10/09/2026

Prevailing wind 12 mph NW

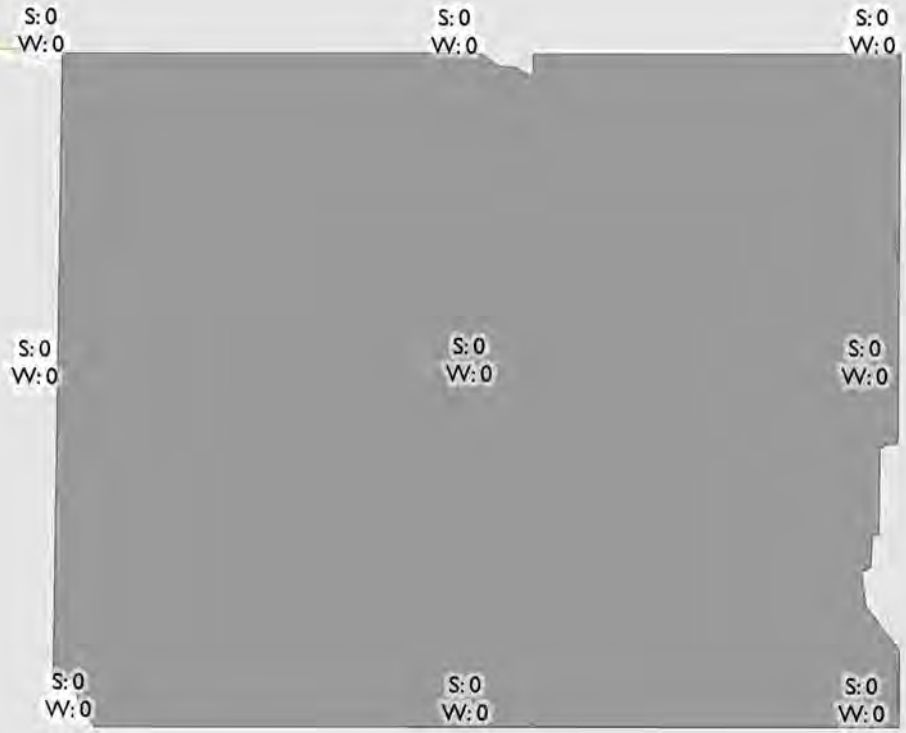

Weekly Pheromone

Sterile

Wild

Crop

Almond

Pistachio

Agriculture

Test Orchard

0 0.13 0.25 0.5 Miles

N

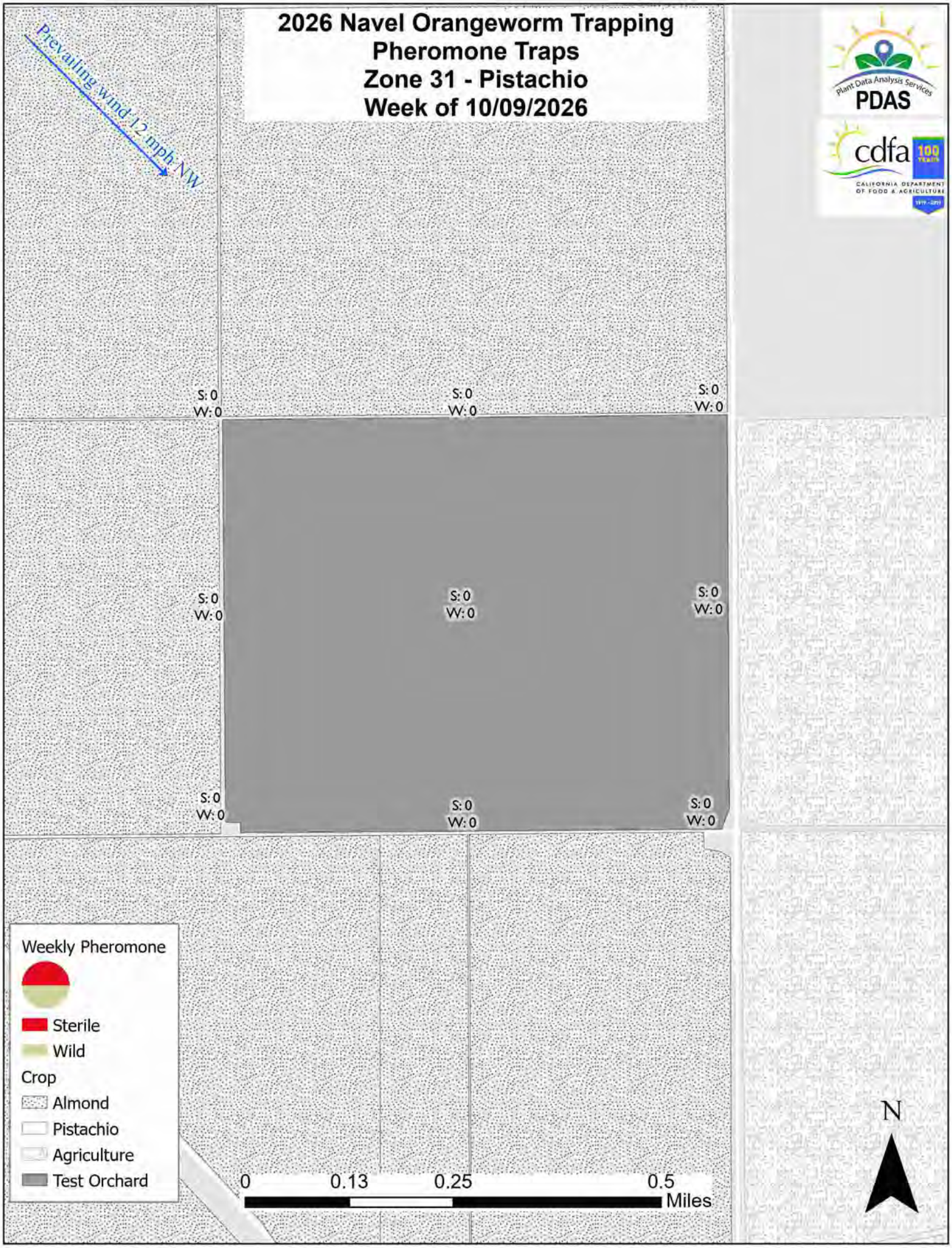
2026 Navel Orangeworm Trapping
Pheromone Traps
Zone 31 - Pistachio
Week of 10/09/2026
Prevailing wind 12 mph NW
Plant Data Analysis Services
PDAS
cdfa
100 YEARS
CALIFORNIA DEPARTMENT OF FOOD & AGRICULTURE
S: 0 W: 0
S: 0 W: 0
S: 0 W: 0
S: 0 W: 0
S: 0 W: 0
S: 0 W: 0
S: 0 W: 0
S: 0 W: 0
S: 0 W: 0
Weekly Pheromone
Sterile
Wild
Crop
Almond
Pistachio
Agriculture
Test Orchard
0
0.13
0.25
0.5
Miles
N

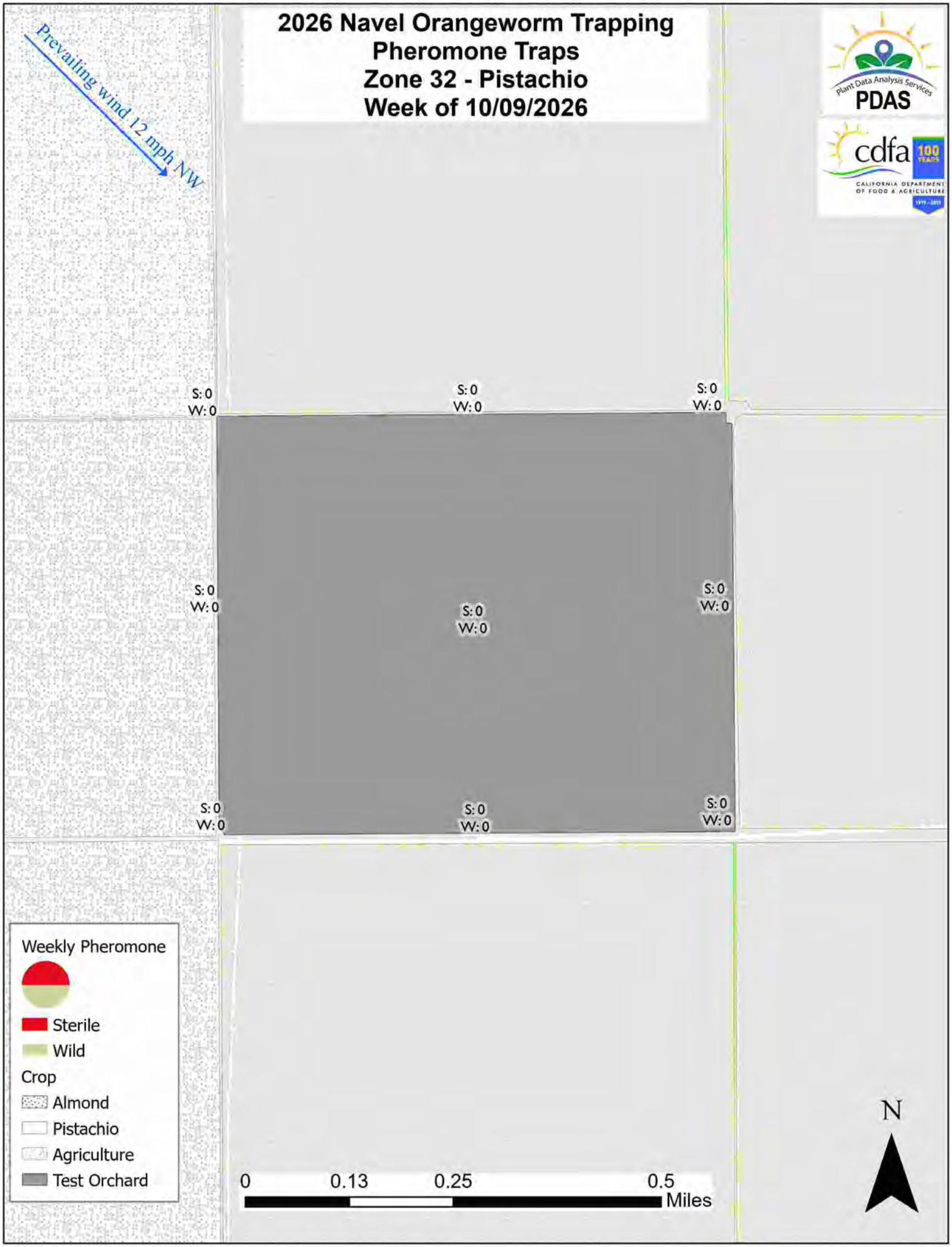
2026 Navel Orangeworm Trapping
Pheromone Traps
Zone 32 - Pistachio
Week of 10/09/2026
Prevailing wind 12 mph NW
Plant Data Analysis Services
PDAS
cdfa
100 YEARS
CALIFORNIA DEPARTMENT OF FOOD & AGRICULTURE
S: 0
W: 0
S: 0
W: 0
S: 0
W: 0
S: 0
W: 0
S: 0
W: 0
S: 0
W: 0
S: 0
W: 0
S: 0
W: 0
S: 0
W: 0
Weekly Pheromone
Sterile
Wild
Crop
Almond
Pistachio
Agriculture
Test Orchard
0
0.13
0.25
0.5
Miles
N

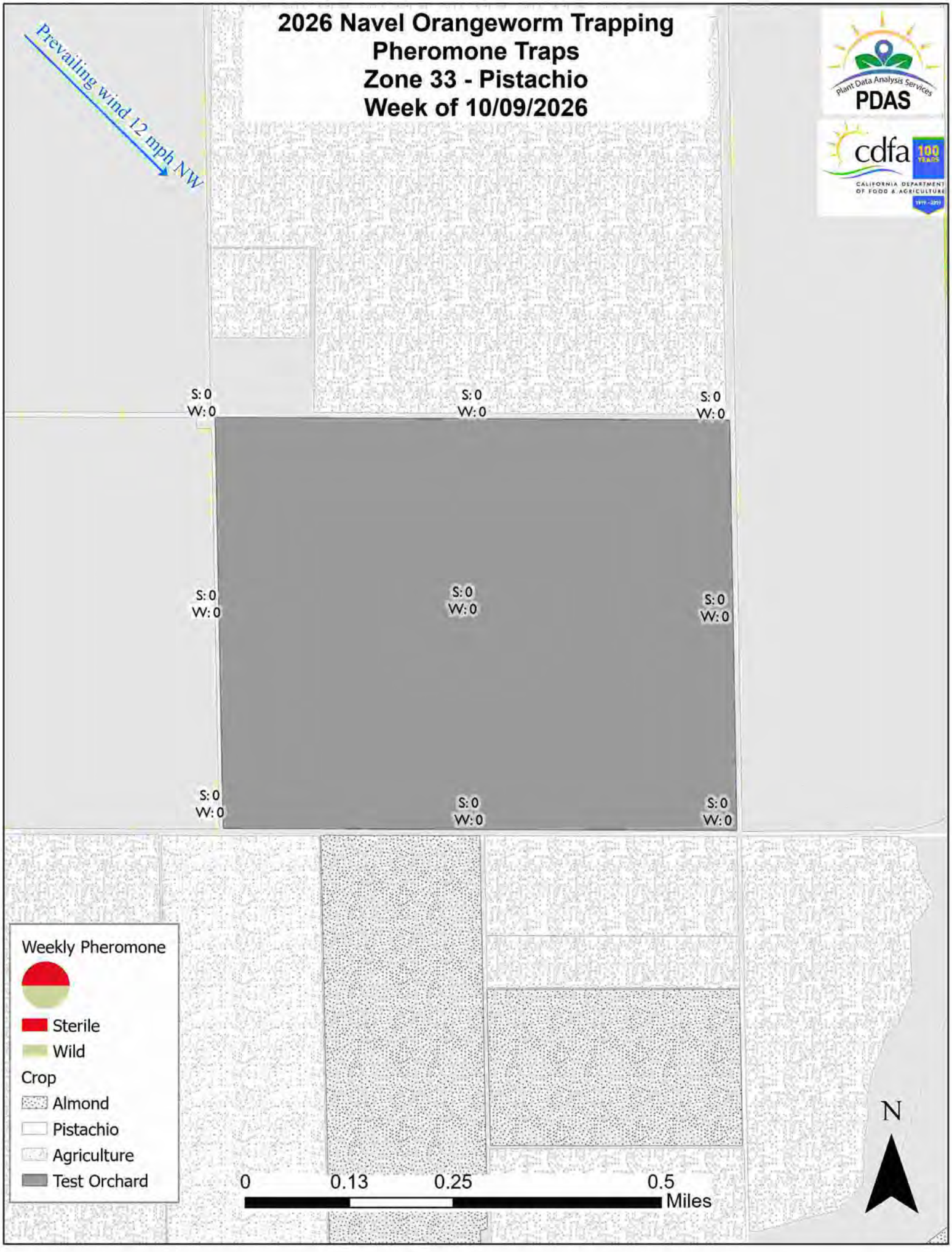
2026 Navel Orangeworm Trapping
Pheromone Traps
Zone 33 - Pistachio
Week of 10/09/2026
Prevailing wind 12 mph NW
Plant Data Analysis Services
PDAS
cdfa
100 YEARS
CALIFORNIA DEPARTMENT OF FOOD & AGRICULTURE
S: 0 W: 0
S: 0 W: 0
S: 0 W: 0
S: 0 W: 0
S: 0 W: 0
S: 0 W: 0
S: 0 W: 0
S: 0 W: 0
S: 0 W: 0
Weekly Pheromone
Sterile
Wild
Crop
Almond
Pistachio
Agriculture
Test Orchard
0
0.13
0.25
0.5
Miles
N

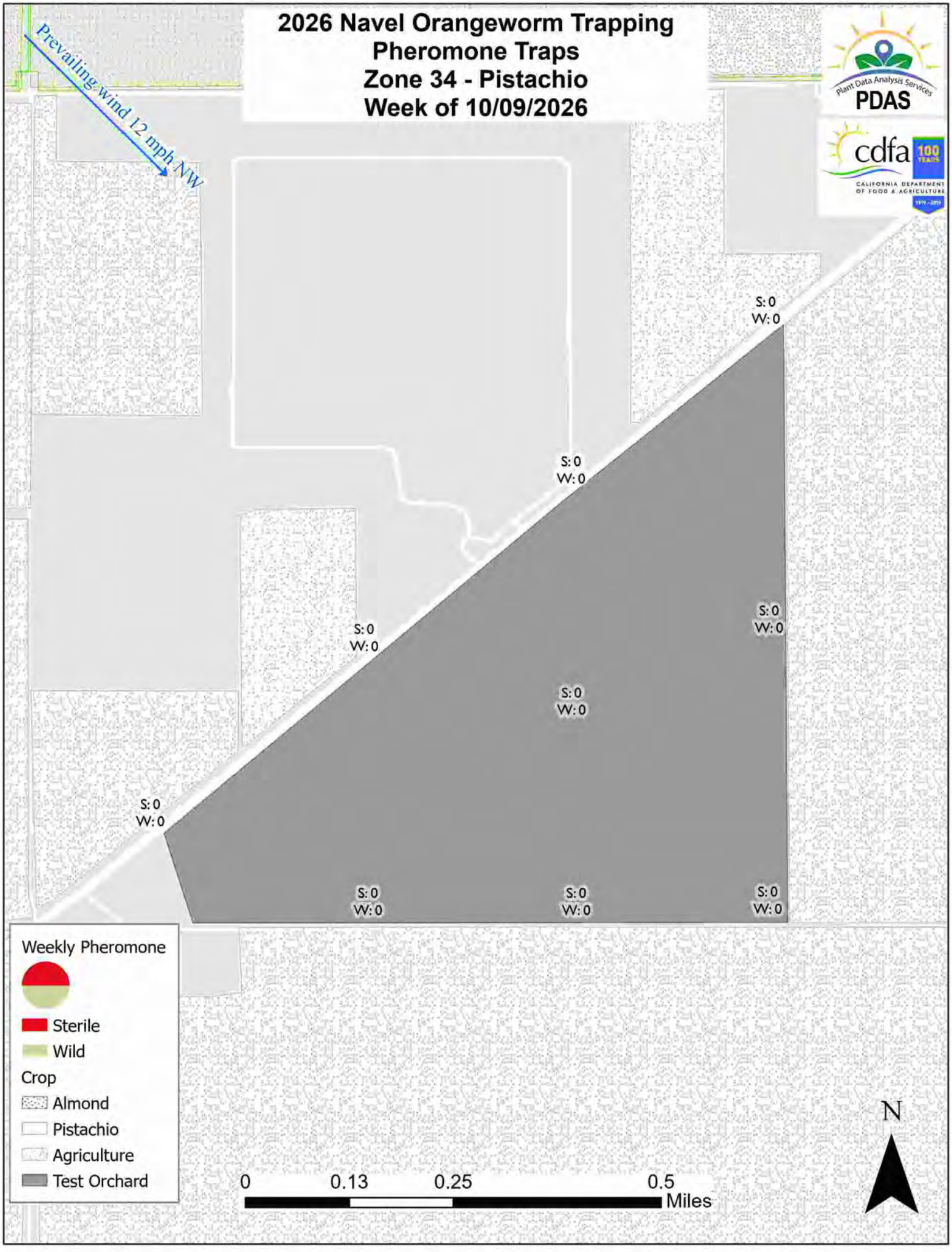
2026 Navel Orangeworm Trapping
Pheromone Traps
Zone 34 - Pistachio
Week of 10/09/2026
Prevailing Wind 12 mph NW
Plant Data Analysis Services
PDAS
cdfa
100 YEARS
CALIFORNIA DEPARTMENT OF FOOD & AGRICULTURE
S: 0
W: 0
S: 0
W: 0
S: 0
W: 0
S: 0
W: 0
S: 0
W: 0
S: 0
W: 0
S: 0
W: 0
S: 0
W: 0
S: 0
W: 0
Weekly Pheromone
Sterile
Wild
Crop
Almond
Pistachio
Agriculture
Test Orchard
0
0.13
0.25
0.5
Miles
N

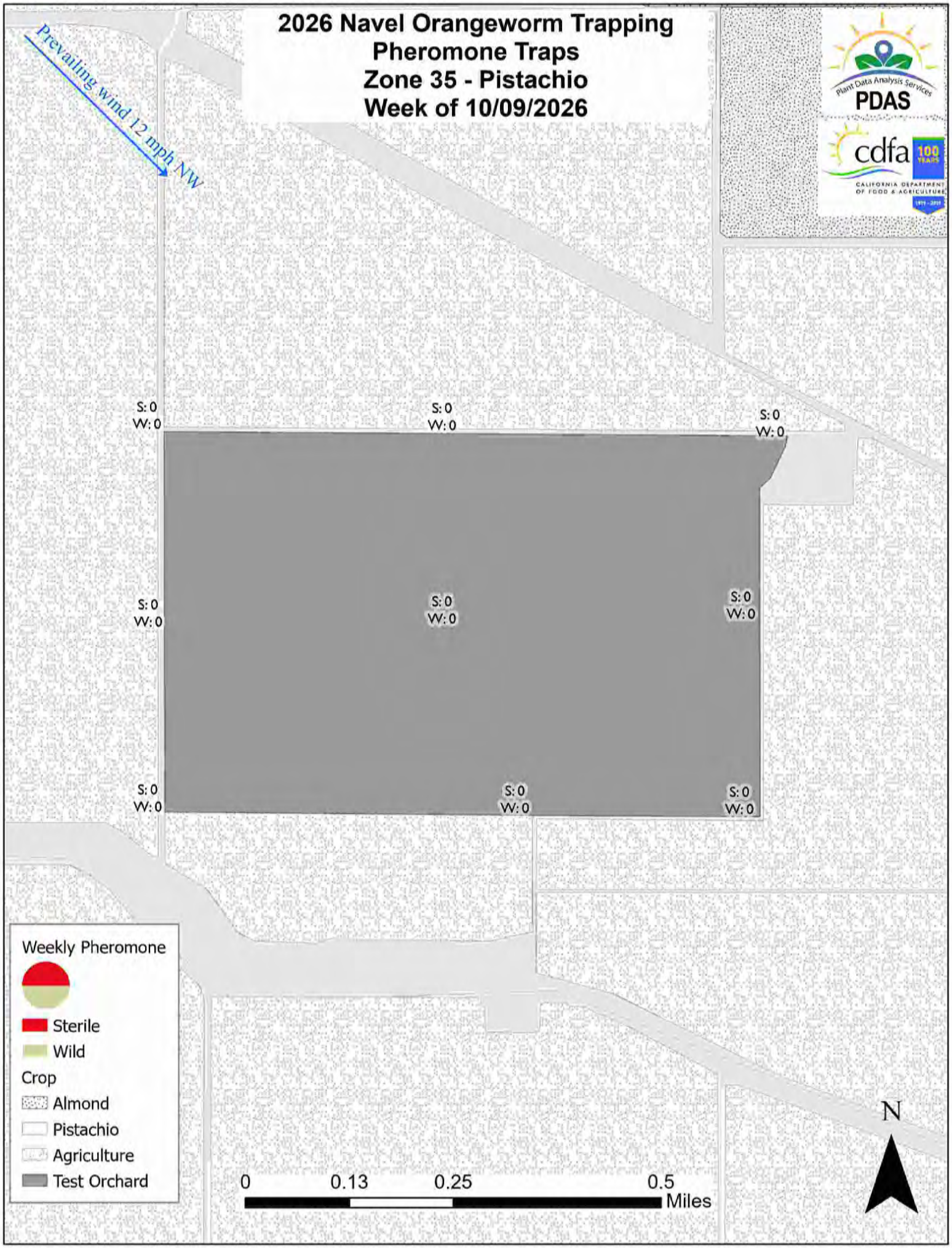
2026 Navel Orangeworm Trapping
Pheromone Traps
Zone 35 - Pistachio
Week of 10/09/2026
Prevailing wind 12 mph NW
Plant Data Analysis Services
PDAS
cdfa
100 YEARS
CALIFORNIA DEPARTMENT OF FOOD & AGRICULTURE
S: 0 W: 0
S: 0 W: 0
S: 0 W: 0
S: 0 W: 0
S: 0 W: 0
S: 0 W: 0
S: 0 W: 0
S: 0 W: 0
S: 0 W: 0
Weekly Pheromone
Sterile
Wild
Crop
Almond
Pistachio
Agriculture
Test Orchard
0
0.13
0.25
0.5
Miles
N