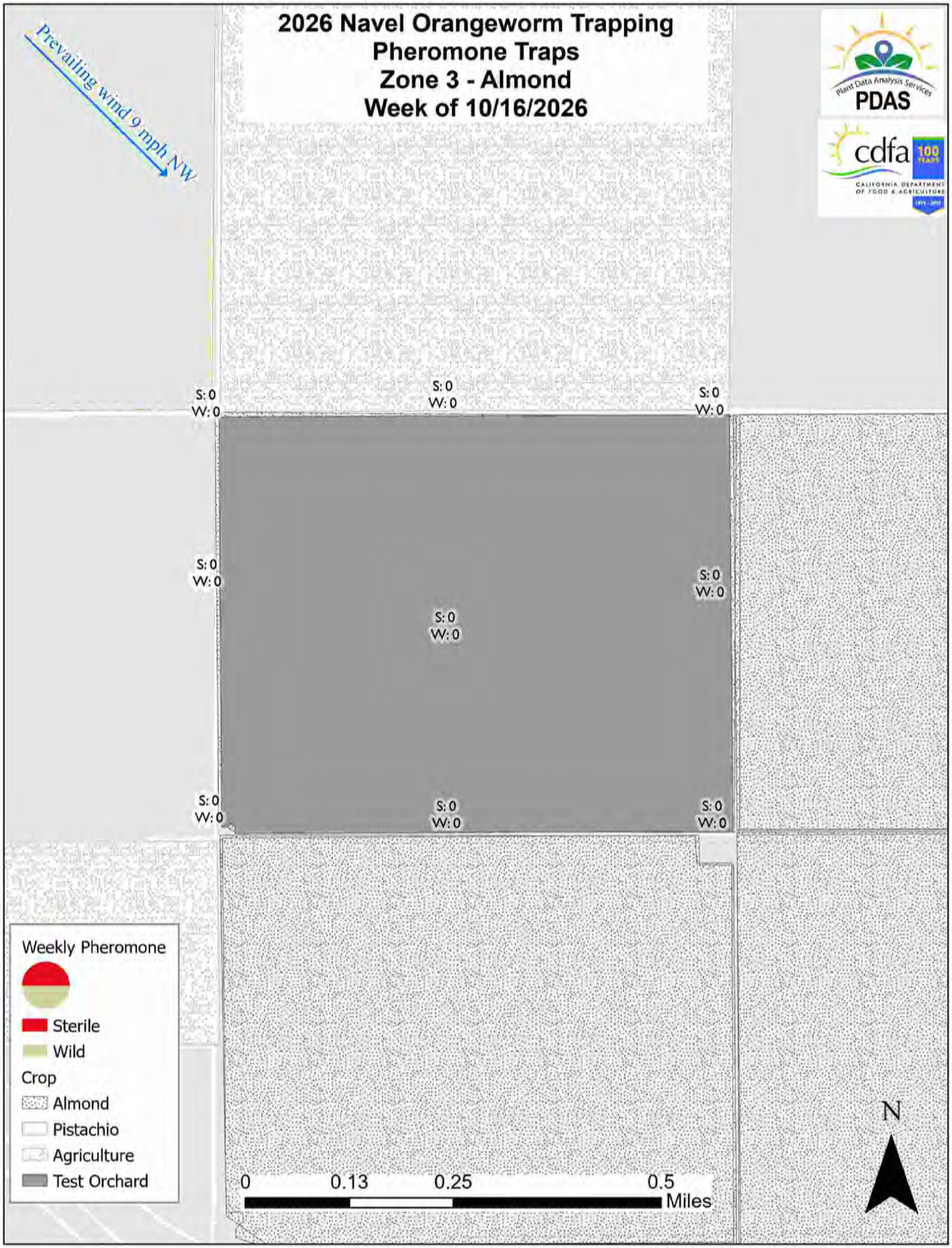
2026 Navel Orangeworm Trapping
Pheromone Traps
Zone 3 - Almond
Week of 10/16/2026
Prevailing wind 9 mph NW
Plant Data Analysis Services
PDAS
cdfa
100 YEARS
CALIFORNIA DEPARTMENT OF FOOD & AGRICULTURE
S: 0
W: 0
S: 0
W: 0
S: 0
W: 0
S: 0
W: 0
S: 0
W: 0
S: 0
W: 0
S: 0
W: 0
S: 0
W: 0
S: 0
W: 0
Weekly Pheromone
Sterile
Wild
Crop
Almond
Pistachio
Agriculture
Test Orchard
0
0.13
0.25
0.5
Miles
N

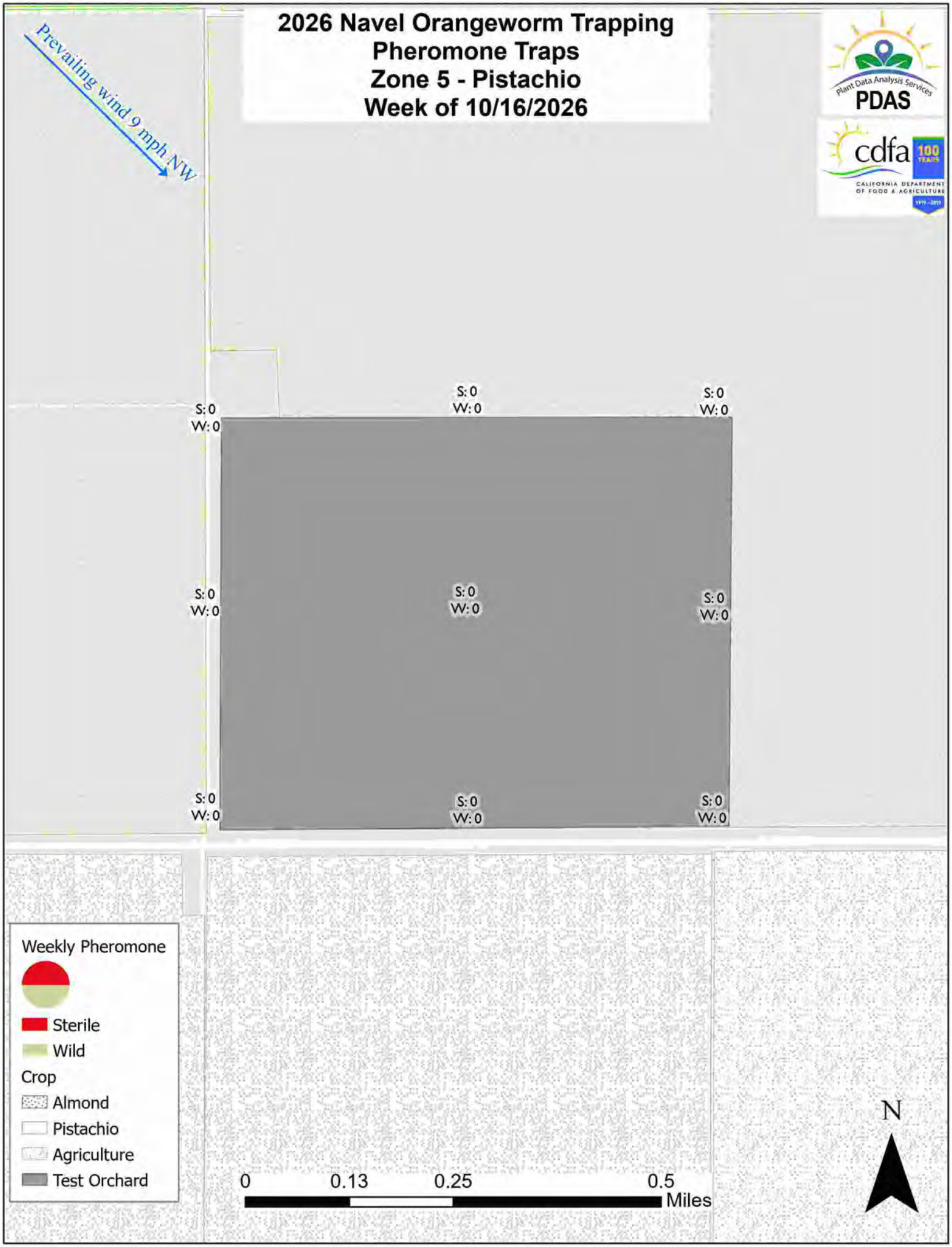
2026 Navel Orangeworm Trapping
Pheromone Traps
Zone 5 - Pistachio
Week of 10/16/2026
Prevailing wind 9 mph NW
Plant Data Analysis Services
PDAS
cdfa
100 YEARS
CALIFORNIA DEPARTMENT OF FOOD & AGRICULTURE
S: 0 W: 0
S: 0 W: 0
S: 0 W: 0
S: 0 W: 0
S: 0 W: 0
S: 0 W: 0
S: 0 W: 0
S: 0 W: 0
S: 0 W: 0
Weekly Pheromone
Sterile
Wild
Crop
Almond
Pistachio
Agriculture
Test Orchard
0
0.13
0.25
0.5
Miles
N

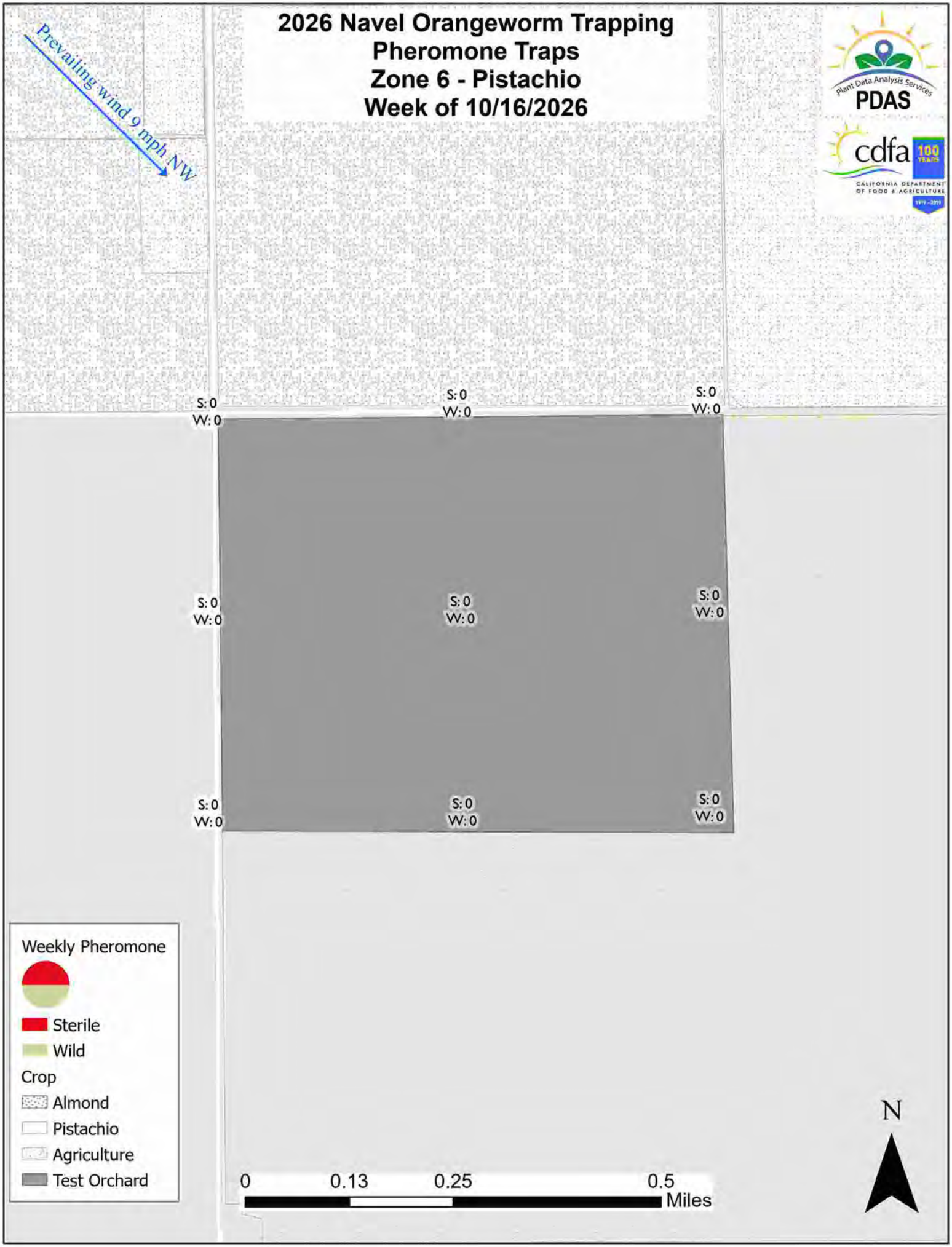
2026 Navel Orangeworm Trapping
Pheromone Traps
Zone 6 - Pistachio
Week of 10/16/2026
Prevailing wind 9 mph NW
Plant Data Analysis Services
PDAS
cdfa
100 YEARS
CALIFORNIA DEPARTMENT OF FOOD & AGRICULTURE
S: 0 W: 0
S: 0 W: 0
S: 0 W: 0
S: 0 W: 0
S: 0 W: 0
S: 0 W: 0
S: 0 W: 0
S: 0 W: 0
S: 0 W: 0
Weekly Pheromone
Sterile
Wild
Crop
Almond
Pistachio
Agriculture
Test Orchard
0
0.13
0.25
0.5
Miles
N

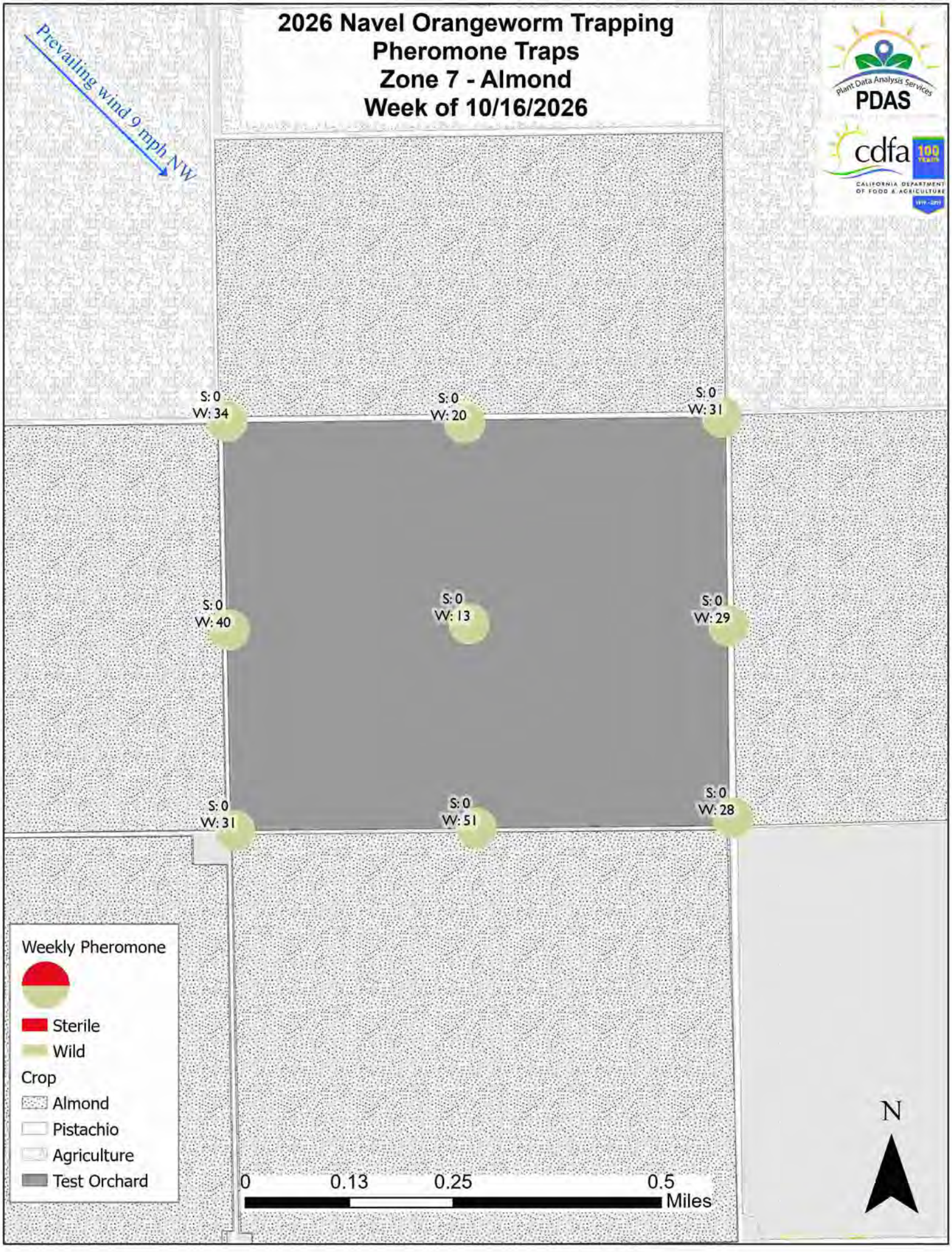
2026 Navel Orangeworm Trapping
Pheromone Traps
Zone 7 - Almond
Week of 10/16/2026
Prevailing wind 9 mph NW
Plant Data Analysis Services
PDAS
cdfa
CALIFORNIA DEPARTMENT OF FOOD & AGRICULTURE
S: 0
W: 34
S: 0
W: 20
S: 0
W: 31
S: 0
W: 40
S: 0
W: 13
S: 0
W: 29
S: 0
W: 31
S: 0
W: 51
S: 0
W: 28
Weekly Pheromone
Sterile
Wild
Crop
Almond
Pistachio
Agriculture
Test Orchard
0
0.13
0.25
0.5
Miles
N

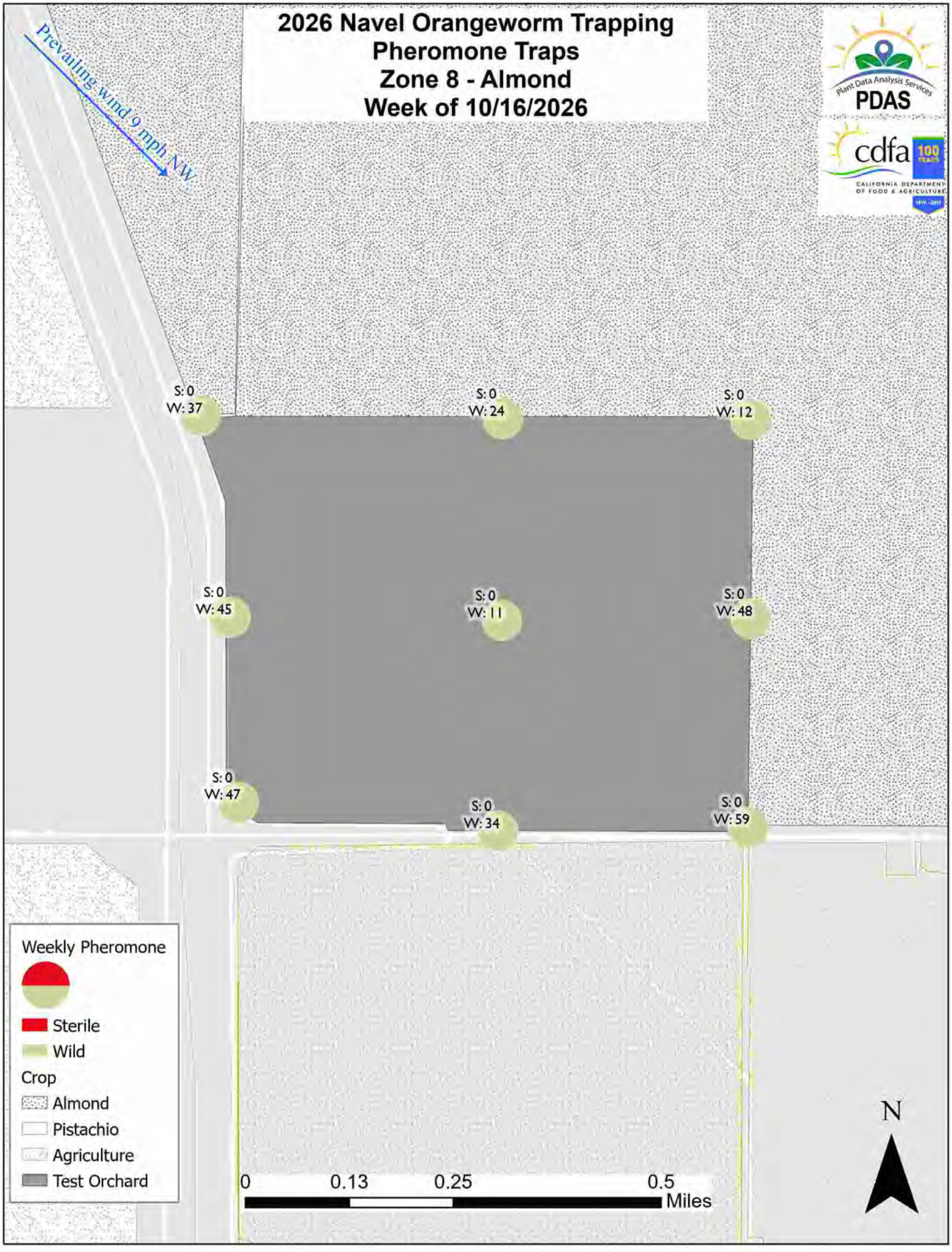
2026 Navel Orangeworm Trapping
Pheromone Traps
Zone 8 - Almond
Week of 10/16/2026
Prevailing wind 9 mph NW
Plant Data Analysis Services
PDAS
cdfa
100 YEARS
CALIFORNIA DEPARTMENT OF FOOD & AGRICULTURE
S: 0
W: 37
S: 0
W: 24
S: 0
W: 12
S: 0
W: 45
S: 0
W: 11
S: 0
W: 48
S: 0
W: 47
S: 0
W: 34
S: 0
W: 59
Weekly Pheromone
Sterile
Wild
Crop
Almond
Pistachio
Agriculture
Test Orchard
0
0.13
0.25
0.5
Miles
N

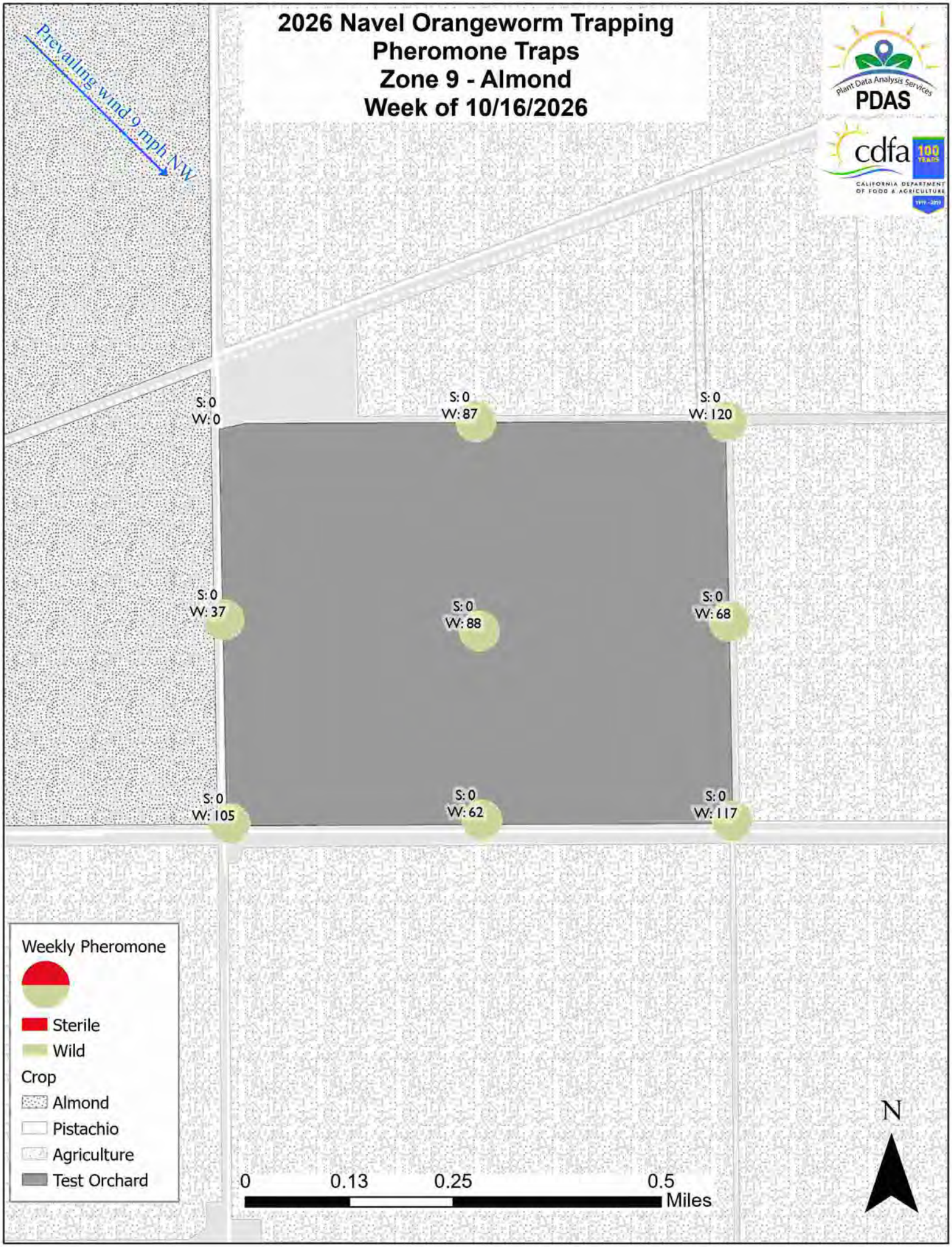
2026 Navel Orangeworm Trapping
Pheromone Traps
Zone 9 - Almond
Week of 10/16/2026
Prevailing wind 9 mph NW
Plant Data Analysis Services
PDAS
cdfa
100 YEARS
CALIFORNIA DEPARTMENT OF FOOD & AGRICULTURE
S: 0
W: 0
S: 0
W: 87
S: 0
W: 120
S: 0
W: 37
S: 0
W: 88
S: 0
W: 68
S: 0
W: 105
S: 0
W: 62
S: 0
W: 117
Weekly Pheromone
Sterile
Wild
Crop
Almond
Pistachio
Agriculture
Test Orchard
0
0.13
0.25
0.5
Miles
N

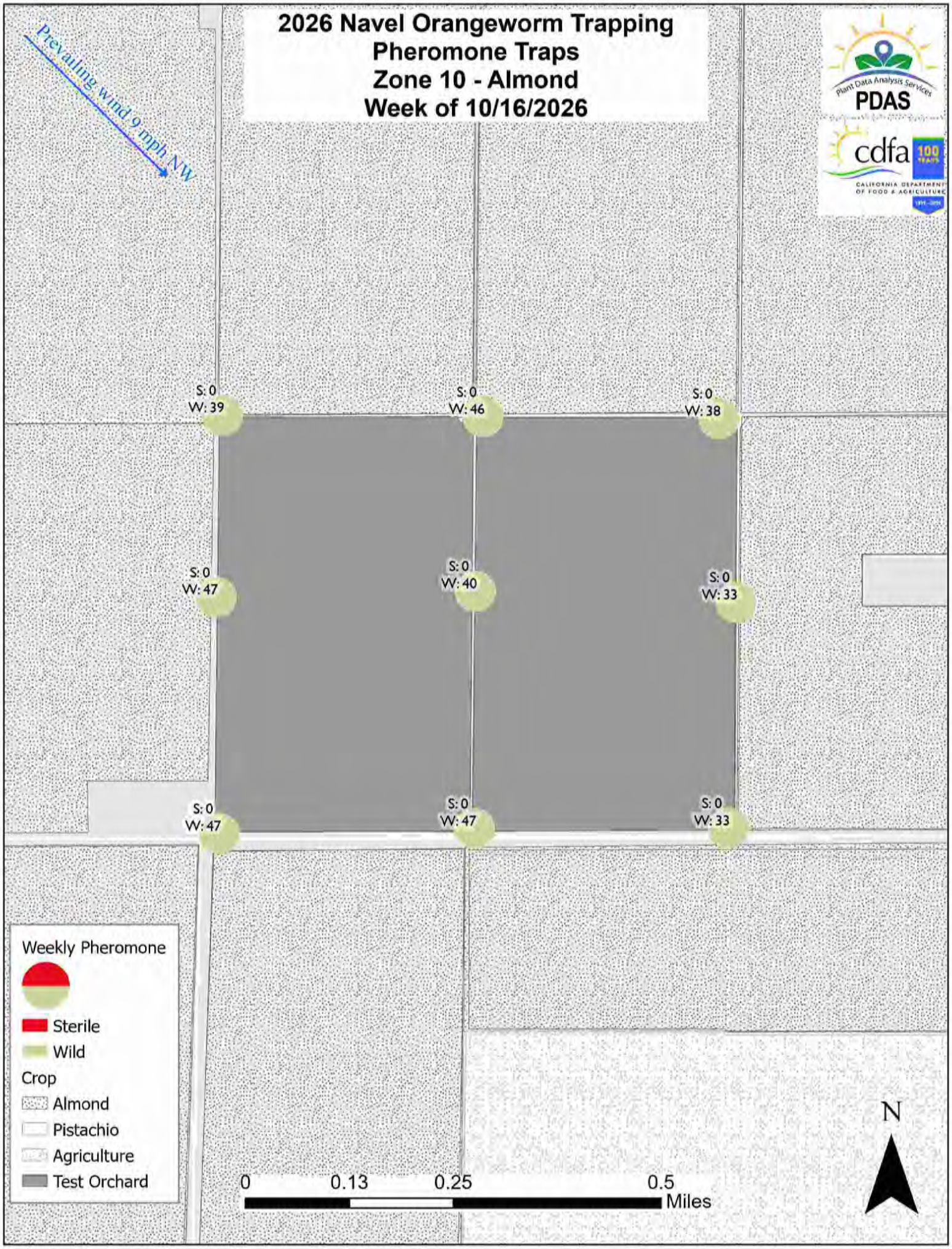
2026 Navel Orangeworm Trapping
Pheromone Traps
Zone 10 - Almond
Week of 10/16/2026
Prevailing wind 9 mph NW
Plant Data Analysis Services
PDAS
cdfa
100 YEARS
CALIFORNIA DEPARTMENT OF FOOD & AGRICULTURE
S: 0
W: 39
S: 0
W: 46
S: 0
W: 38
S: 0
W: 47
S: 0
W: 40
S: 0
W: 33
S: 0
W: 47
S: 0
W: 47
S: 0
W: 33
Weekly Pheromone
Sterile
Wild
Crop
Almond
Pistachio
Agriculture
Test Orchard
0
0.13
0.25
0.5
Miles
N

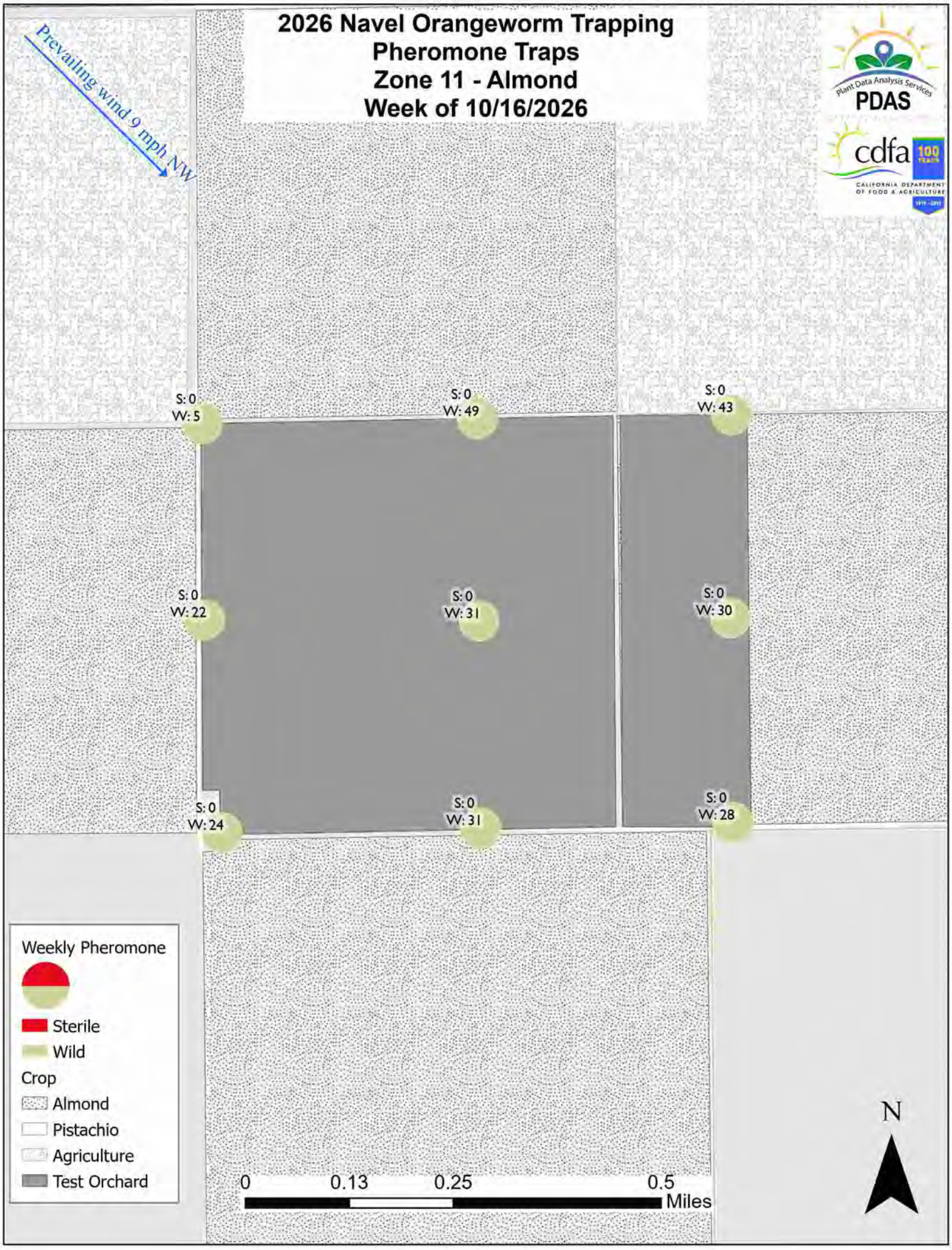
2026 Navel Orangeworm Trapping
Pheromone Traps
Zone 11 - Almond
Week of 10/16/2026
Prevailing wind 9 mph NW
Plant Data Analysis Services
PDAS
cdfa
CALIFORNIA DEPARTMENT OF FOOD & AGRICULTURE
S: 0
W: 5
S: 0
W: 49
S: 0
W: 43
S: 0
W: 22
S: 0
W: 31
S: 0
W: 30
S: 0
W: 24
S: 0
W: 31
S: 0
W: 28
Weekly Pheromone
Sterile
Wild
Crop
Almond
Pistachio
Agriculture
Test Orchard
0
0.13
0.25
0.5
Miles
N

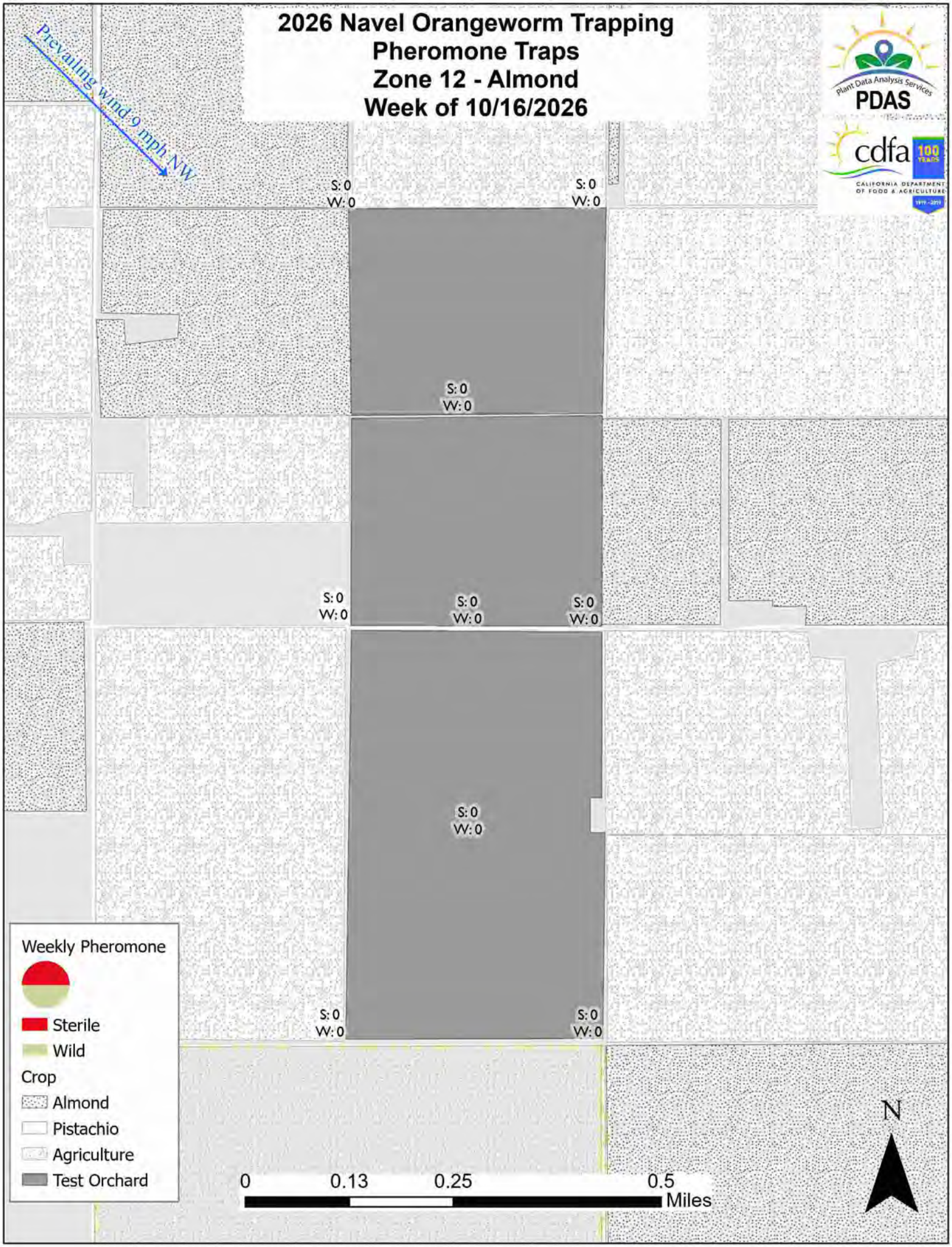
2026 Navel Orangeworm Trapping
Pheromone Traps
Zone 12 - Almond
Week of 10/16/2026
Prevailing wind 9 mph NW
Plant Data Analysis Services
PDAS
cdfa
100 YEARS
CALIFORNIA DEPARTMENT OF FOOD & AGRICULTURE
S: 0
W: 0
Weekly Pheromone
Sterile
Wild
Crop
Almond
Pistachio
Agriculture
Test Orchard
0
0.13
0.25
0.5
Miles
N

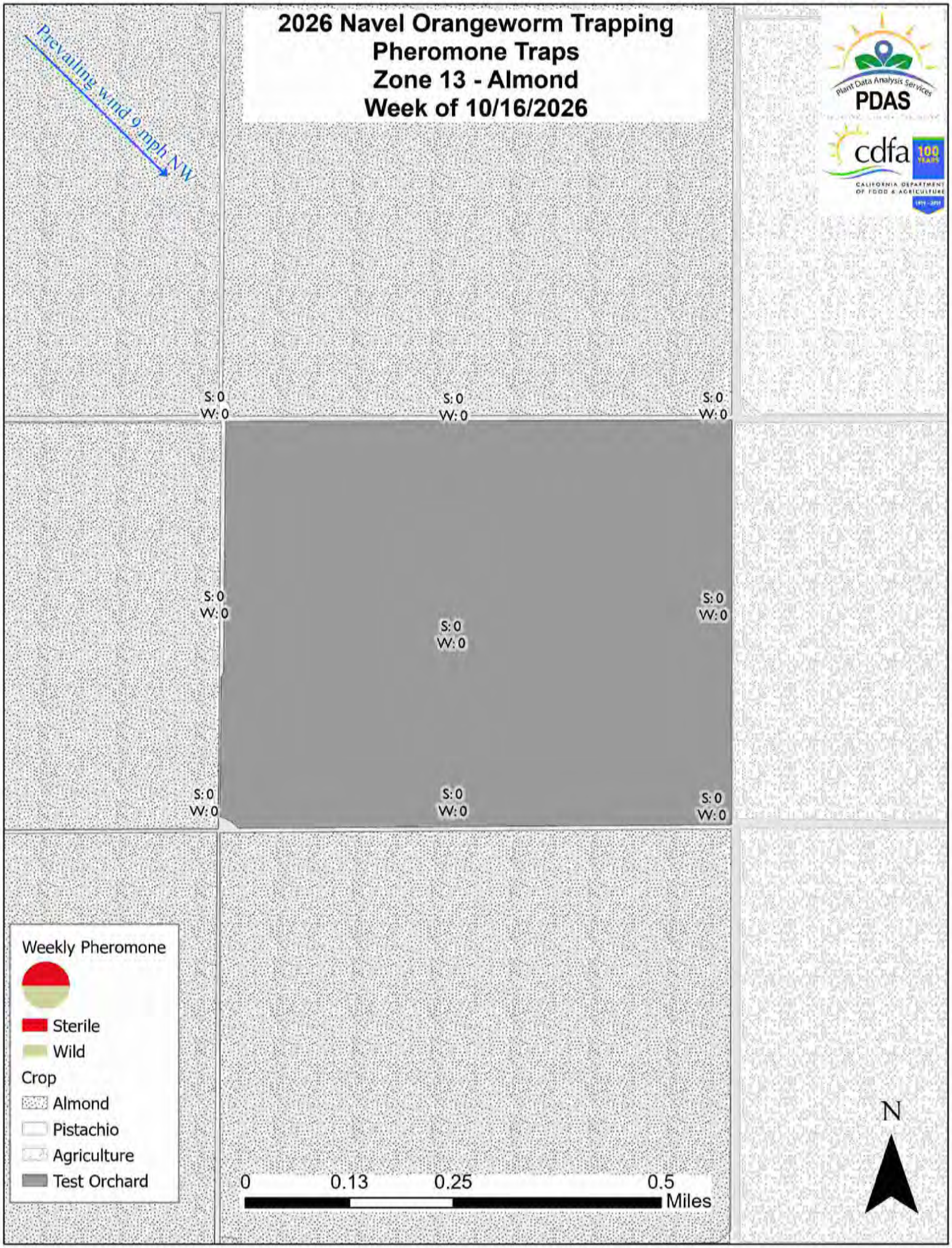
2026 Navel Orangeworm Trapping
Pheromone Traps
Zone 13 - Almond
Week of 10/16/2026
Prevailing wind 9 mph NW
Plant Data Analysis Services
PDAS
cdfa
100 YEARS
CALIFORNIA DEPARTMENT OF FOOD & AGRICULTURE
S: 0
W: 0
Weekly Pheromone
Sterile
Wild
Crop
Almond
Pistachio
Agriculture
Test Orchard
0
0.13
0.25
0.5
Miles
N

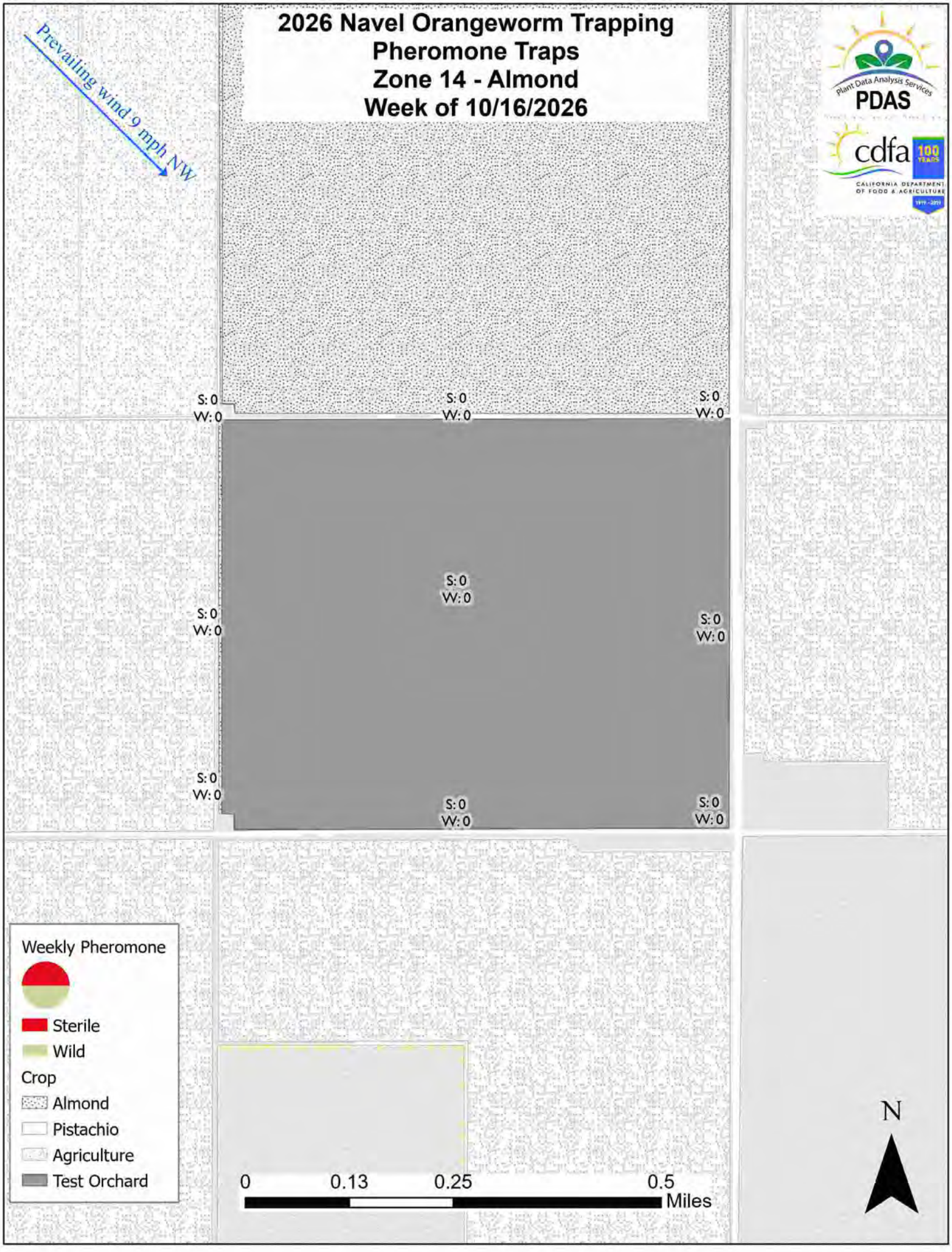
2026 Navel Orangeworm Trapping
Pheromone Traps
Zone 14 - Almond
Week of 10/16/2026
Prevailing wind 9 mph NW
Plant Data Analysis Services
PDAS
cdfa
100 YEARS
CALIFORNIA DEPARTMENT OF FOOD & AGRICULTURE
S: 0
W: 0
Weekly Pheromone
Sterile
Wild
Crop
Almond
Pistachio
Agriculture
Test Orchard
0
0.13
0.25
0.5
Miles
N

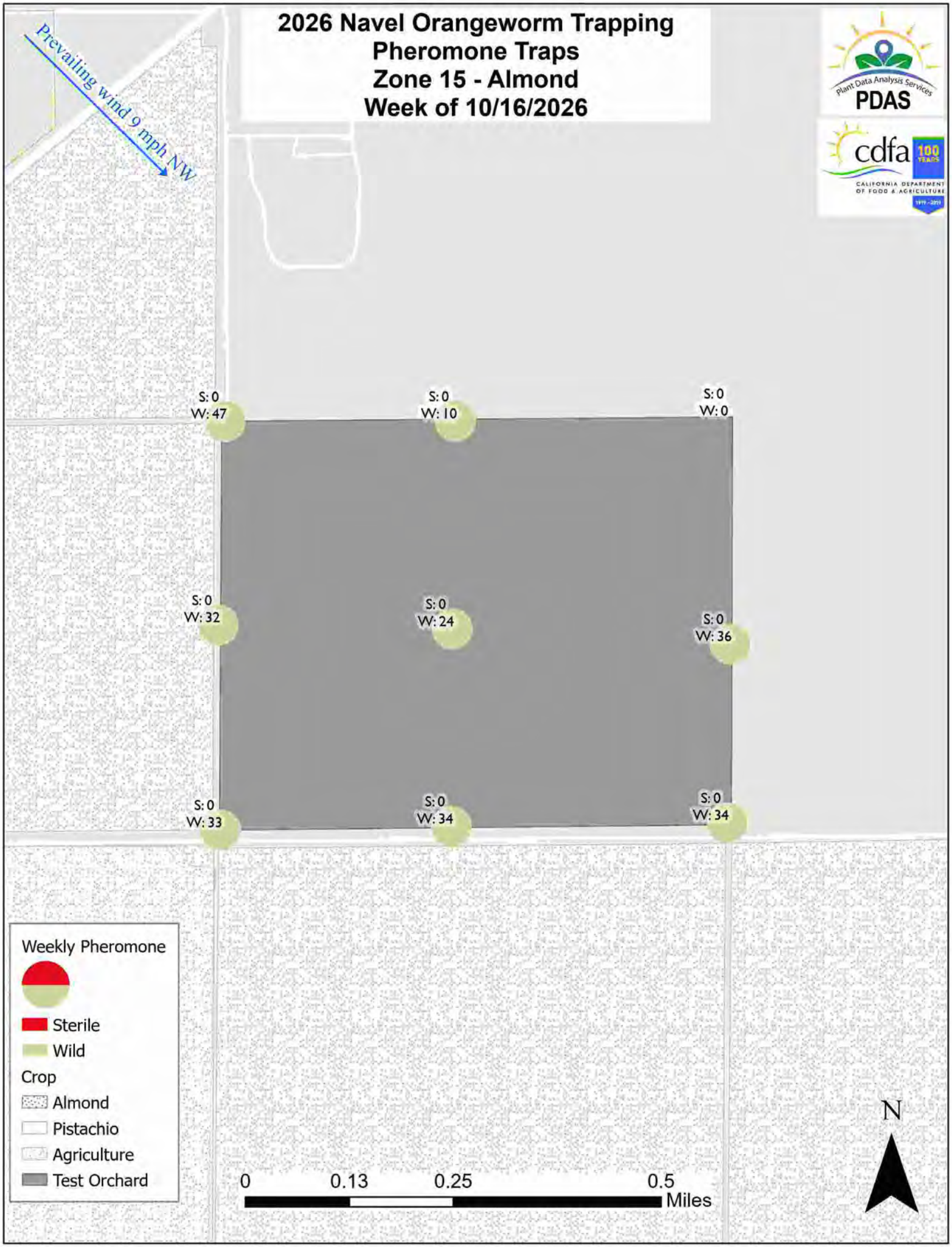
2026 Navel Orangeworm Trapping
Pheromone Traps
Zone 15 - Almond
Week of 10/16/2026
Prevailing wind 9 mph NW
Plant Data Analysis Services
PDAS
cdfa
100 YEARS
CALIFORNIA DEPARTMENT OF FOOD & AGRICULTURE
S: 0
W: 47
S: 0
W: 10
S: 0
W: 0
S: 0
W: 32
S: 0
W: 24
S: 0
W: 36
S: 0
W: 33
S: 0
W: 34
S: 0
W: 34
Weekly Pheromone
Sterile
Wild
Crop
Almond
Pistachio
Agriculture
Test Orchard
0
0.13
0.25
0.5
Miles
N

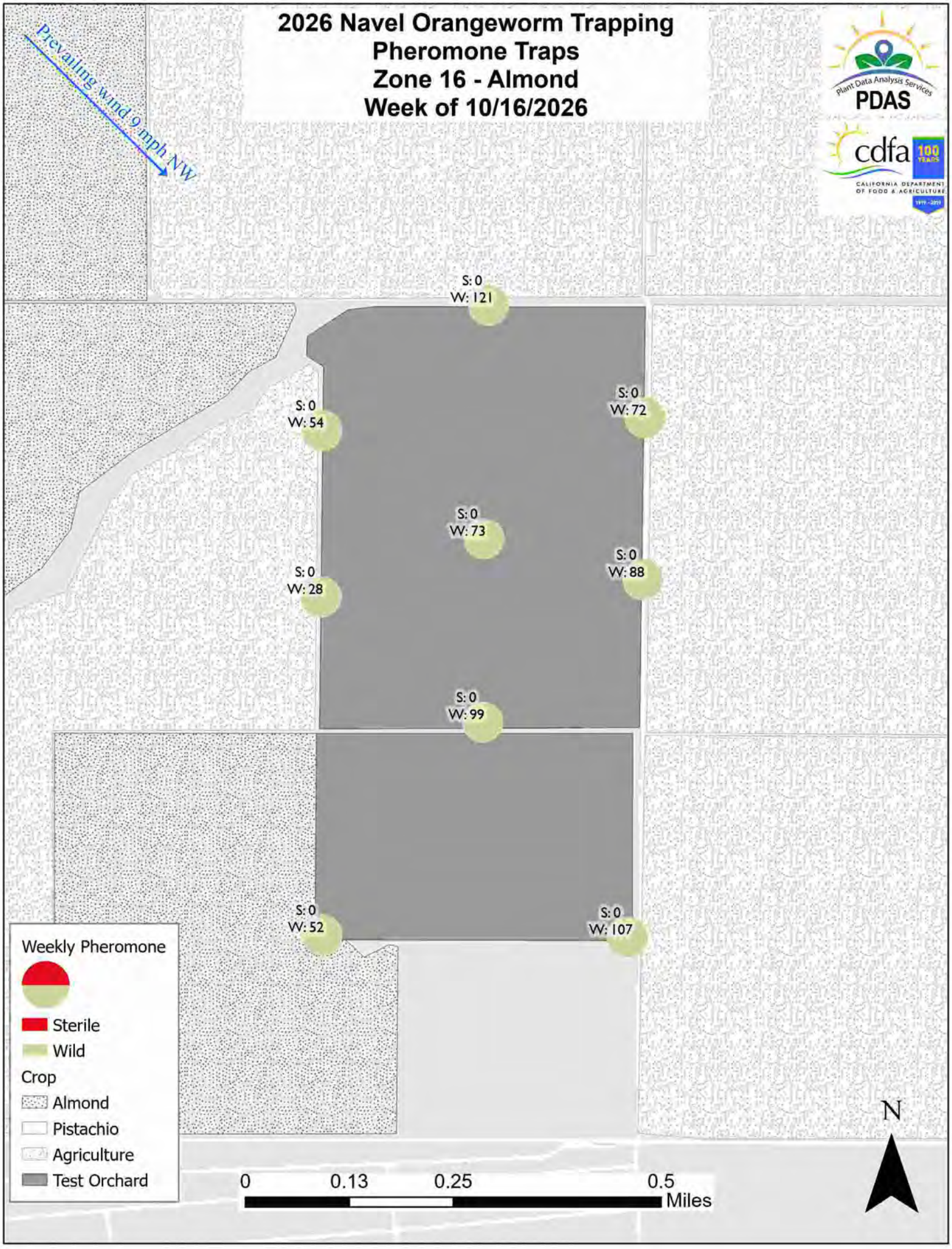
2026 Navel Orangeworm Trapping
Pheromone Traps
Zone 16 - Almond
Week of 10/16/2026
Prevailing wind 9 mph NW
Plant Data Analysis Services
PDAS
cdfa
100 YEARS
CALIFORNIA DEPARTMENT OF FOOD & AGRICULTURE
S: 0
W: 121
S: 0
W: 54
S: 0
W: 72
S: 0
W: 73
S: 0
W: 88
S: 0
W: 28
S: 0
W: 99
S: 0
W: 52
S: 0
W: 107
Weekly Pheromone
Sterile
Wild
Crop
Almond
Pistachio
Agriculture
Test Orchard
0
0.13
0.25
0.5
Miles
N


2026 Navel Orangeworm Trapping
Pheromone Traps
Zone 17 - Almond
Week of 10/16/2026
Prevailing wind 9 mph NW
Plant Data Analysis Services
PDAS
cdfa
100 YEARS
CALIFORNIA DEPARTMENT OF FOOD & AGRICULTURE
S: 0
W: 21
S: 0
W: 62
S: 0
W: 75
S: 0
W: 51
S: 0
W: 72
S: 0
W: 35
S: 0
W: 62
S: 0
W: 44
S: 0
W: 57
Weekly Pheromone
Sterile
Wild
Crop
Almond
Pistachio
Agriculture
Test Orchard
0
0.13
0.25
0.5
Miles
N

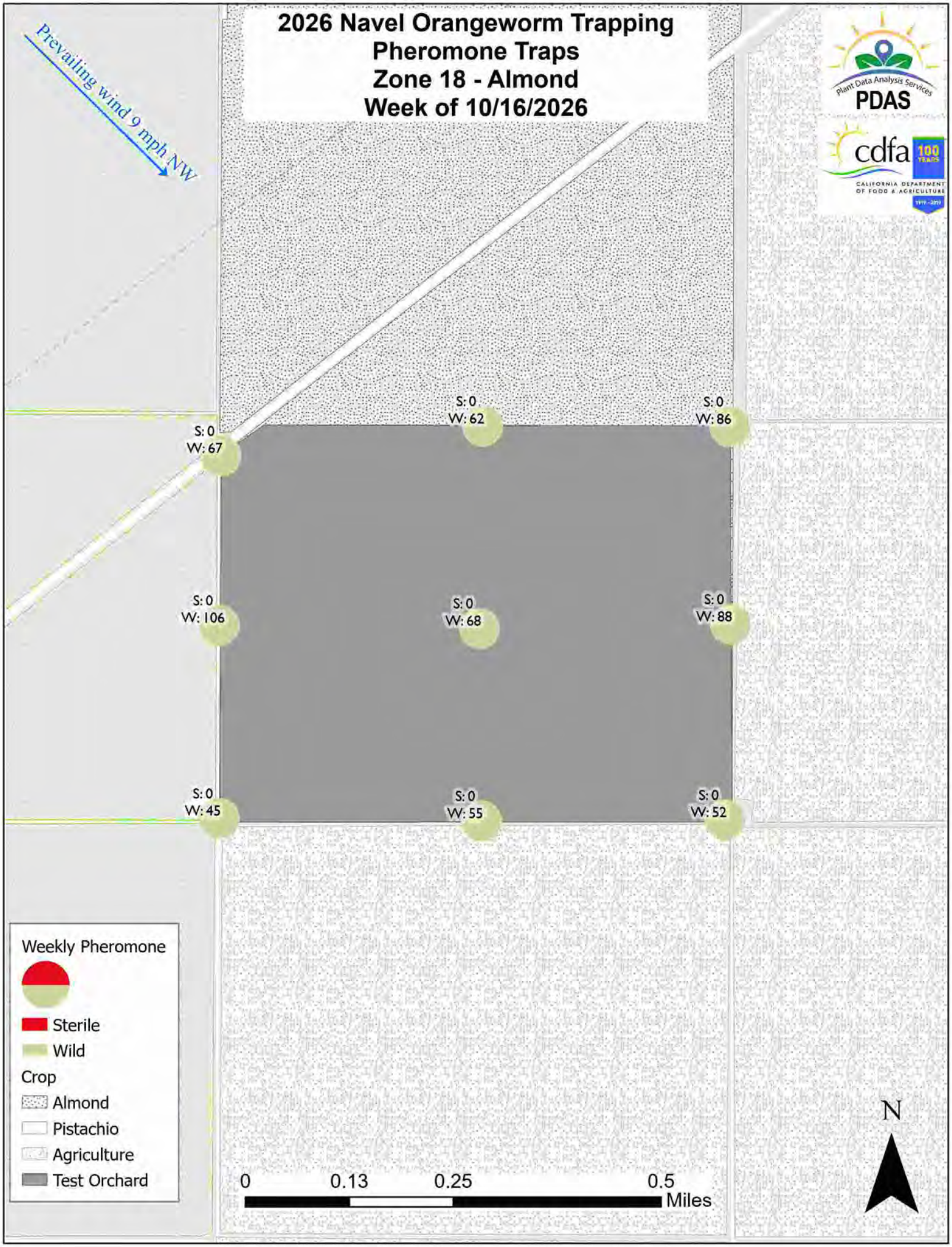
2026 Navel Orangeworm Trapping
Pheromone Traps
Zone 18 - Almond
Week of 10/16/2026
Prevailing wind 9 mph NW
Plant Data Analysis Services
PDAS
cdfa
100 YEARS
CALIFORNIA DEPARTMENT OF FOOD & AGRICULTURE
S: 0
W: 62
S: 0
W: 86
S: 0
W: 67
S: 0
W: 106
S: 0
W: 68
S: 0
W: 88
S: 0
W: 45
S: 0
W: 55
S: 0
W: 52
Weekly Pheromone
Sterile
Wild
Crop
Almond
Pistachio
Agriculture
Test Orchard
0
0.13
0.25
0.5
Miles
N


2026 Navel Orangeworm Trapping
Pheromone Traps
Zone 19 - Almond
Week of 10/16/2026
Prevailing wind 9 mph NW
Plant Data Analysis Services
PDAS
cdfa
100 YEARS
CALIFORNIA DEPARTMENT OF FOOD & AGRICULTURE
S: 0
W: 56
S: 0
W: 59
S: 0
W: 49
S: 0
W: 36
S: 0
W: 61
S: 0
W: 71
S: 0
W: 43
S: 0
W: 39
S: 0
W: 51
Weekly Pheromone
Sterile
Wild
Crop
Almond
Pistachio
Agriculture
Test Orchard
0
0.13
0.25
0.5
Miles
N


2026 Navel Orangeworm Trapping
Pheromone Traps
Zone 20 - Almond
Week of 10/16/2026
Prevailing wind 9 mph NW
Plant Data Analysis Services
PDAS
cdfa
100 YEARS
CALIFORNIA DEPARTMENT OF FOOD & AGRICULTURE
S: 0
W: 0
Weekly Pheromone
Sterile
Wild
Crop
Almond
Pistachio
Agriculture
Test Orchard
0
0.13
0.25
0.5
Miles
N

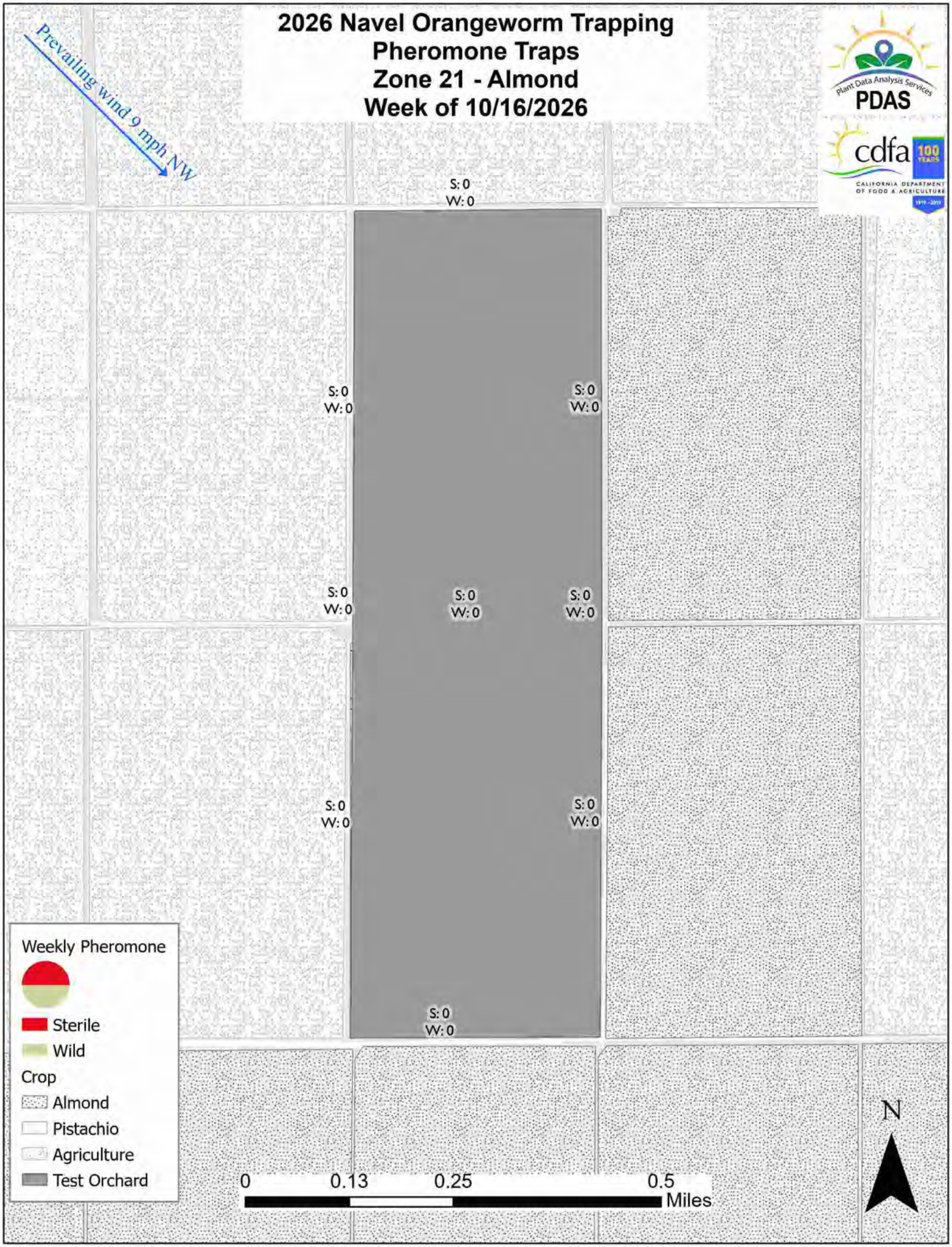
2026 Navel Orangeworm Trapping
Pheromone Traps
Zone 21 - Almond
Week of 10/16/2026
Prevailing wind 9 mph NW
Plant Data Analysis Services
PDAS
cdfa
100 YEARS
CALIFORNIA DEPARTMENT OF FOOD & AGRICULTURE
S: 0
W: 0
Weekly Pheromone
Sterile
Wild
Crop
Almond
Pistachio
Agriculture
Test Orchard
0
0.13
0.25
0.5
Miles
N

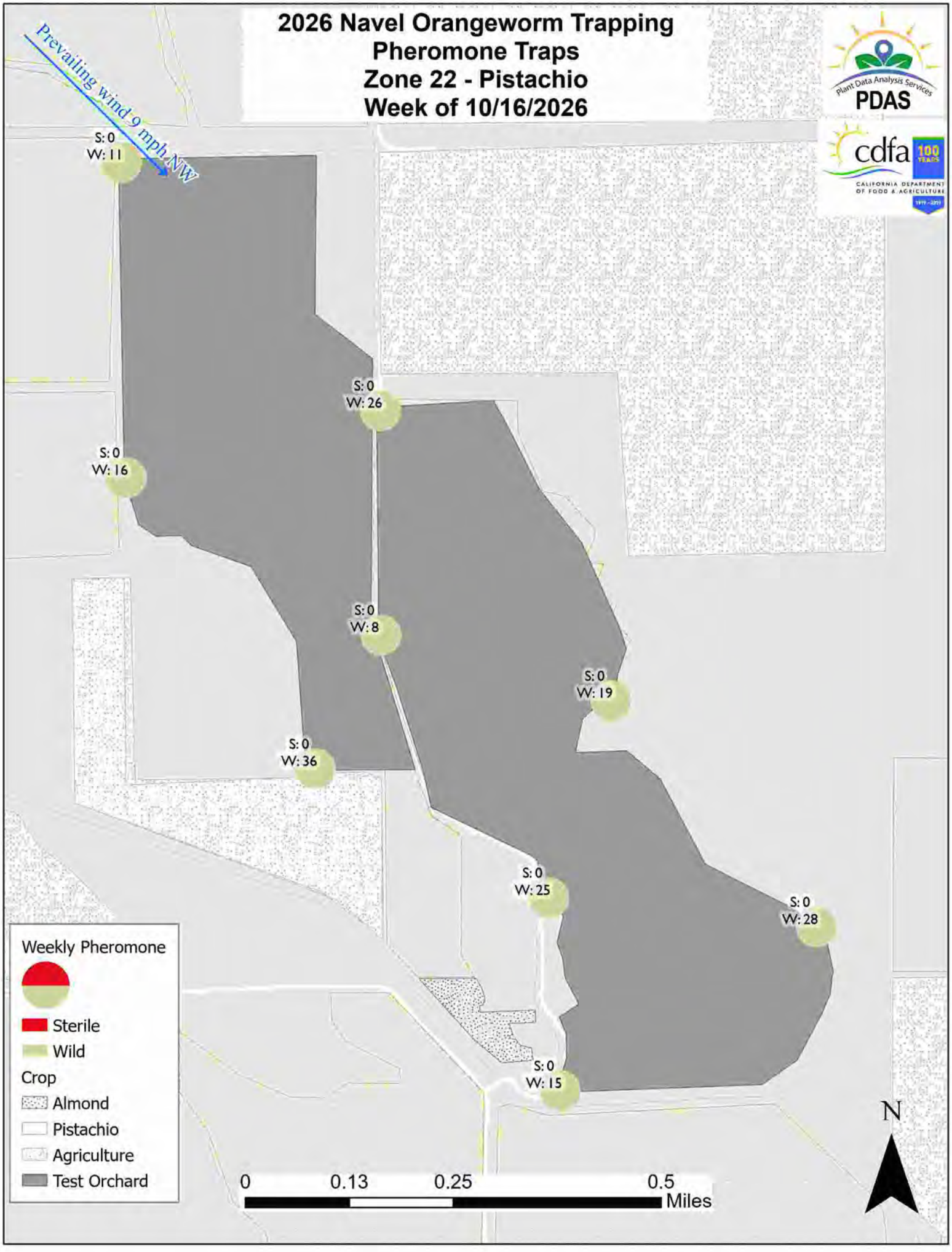
2026 Navel Orangeworm Trapping
Pheromone Traps
Zone 22 - Pistachio
Week of 10/16/2026
Prevailing wind 9 mph NW
Plant Data Analysis Services
PDAS
cdfa
100 YEARS
CALIFORNIA DEPARTMENT OF FOOD & AGRICULTURE
S: 0
W: 11
S: 0
W: 26
S: 0
W: 16
S: 0
W: 8
S: 0
W: 19
S: 0
W: 36
S: 0
W: 25
S: 0
W: 28
S: 0
W: 15
Weekly Pheromone
Sterile
Wild
Crop
Almond
Pistachio
Agriculture
Test Orchard
0
0.13
0.25
0.5
Miles
N

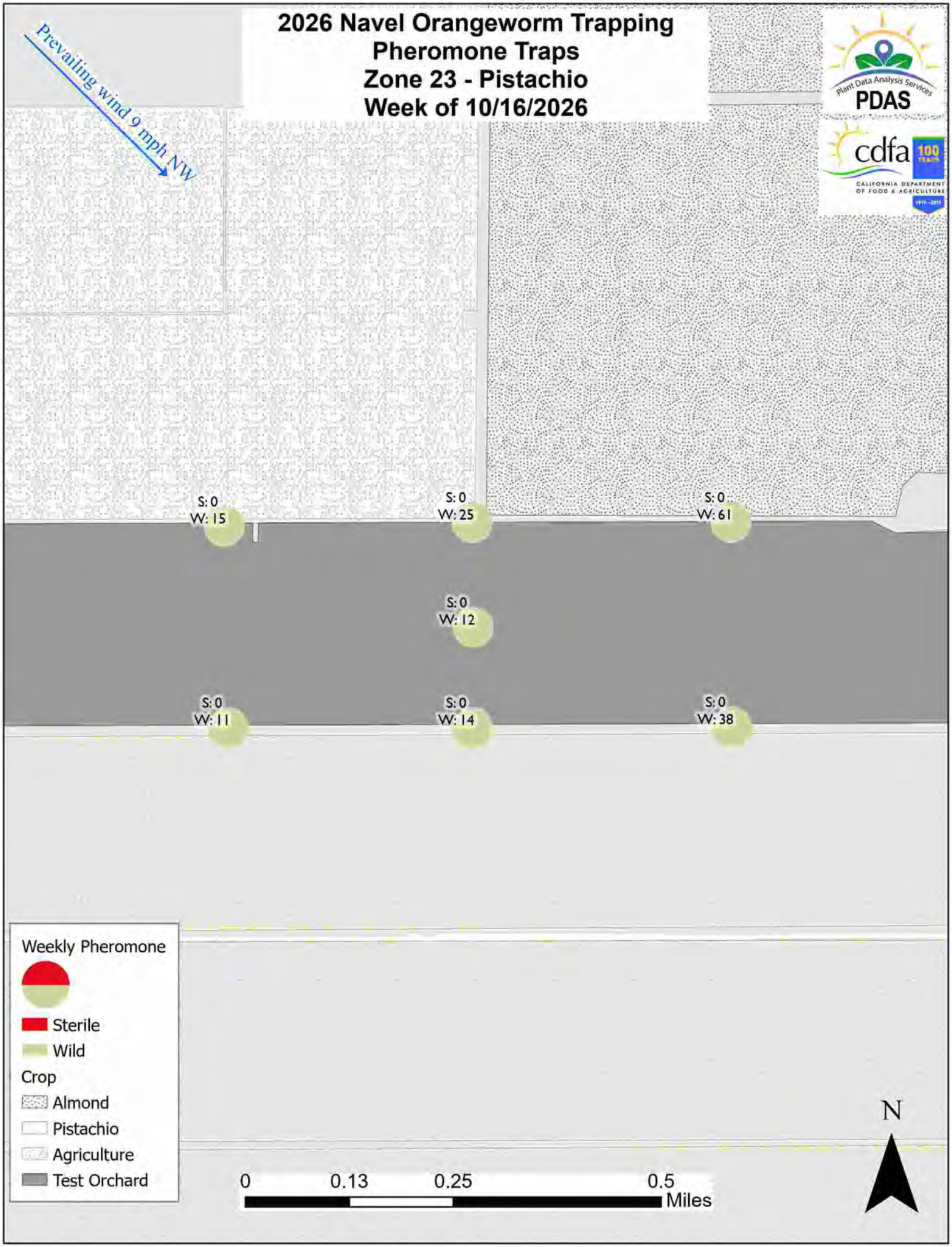
2026 Navel Orangeworm Trapping
Pheromone Traps
Zone 23 - Pistachio
Week of 10/16/2026
Prevailing wind 9 mph NW
Plant Data Analysis Services
PDAS
cdfa
100 YEARS
CALIFORNIA DEPARTMENT OF FOOD & AGRICULTURE
S: 0
W: 15
S: 0
W: 25
S: 0
W: 61
S: 0
W: 12
S: 0
W: 11
S: 0
W: 14
S: 0
W: 38
Weekly Pheromone
Sterile
Wild
Crop
Almond
Pistachio
Agriculture
Test Orchard
0
0.13
0.25
0.5
Miles
N

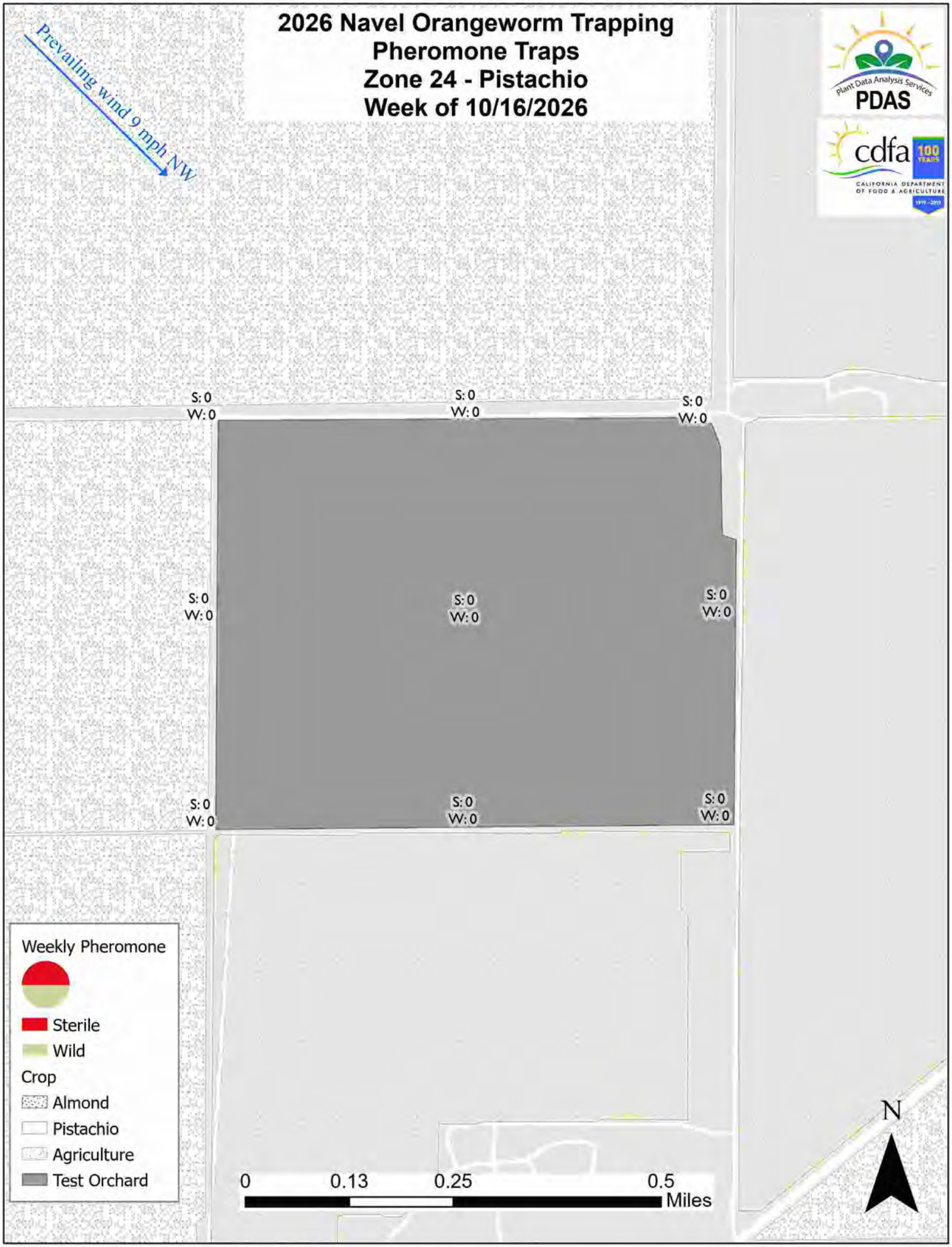
2026 Navel Orangeworm Trapping
Pheromone Traps
Zone 24 - Pistachio
Week of 10/16/2026
Prevailing wind 9 mph NW
Plant Data Analysis Services
PDAS
cdfa
100 YEARS
CALIFORNIA DEPARTMENT OF FOOD & AGRICULTURE
S: 0 W: 0
S: 0 W: 0
S: 0 W: 0
S: 0 W: 0
S: 0 W: 0
S: 0 W: 0
S: 0 W: 0
S: 0 W: 0
S: 0 W: 0
Weekly Pheromone
Sterile
Wild
Crop
Almond
Pistachio
Agriculture
Test Orchard
0
0.13
0.25
0.5
Miles
N

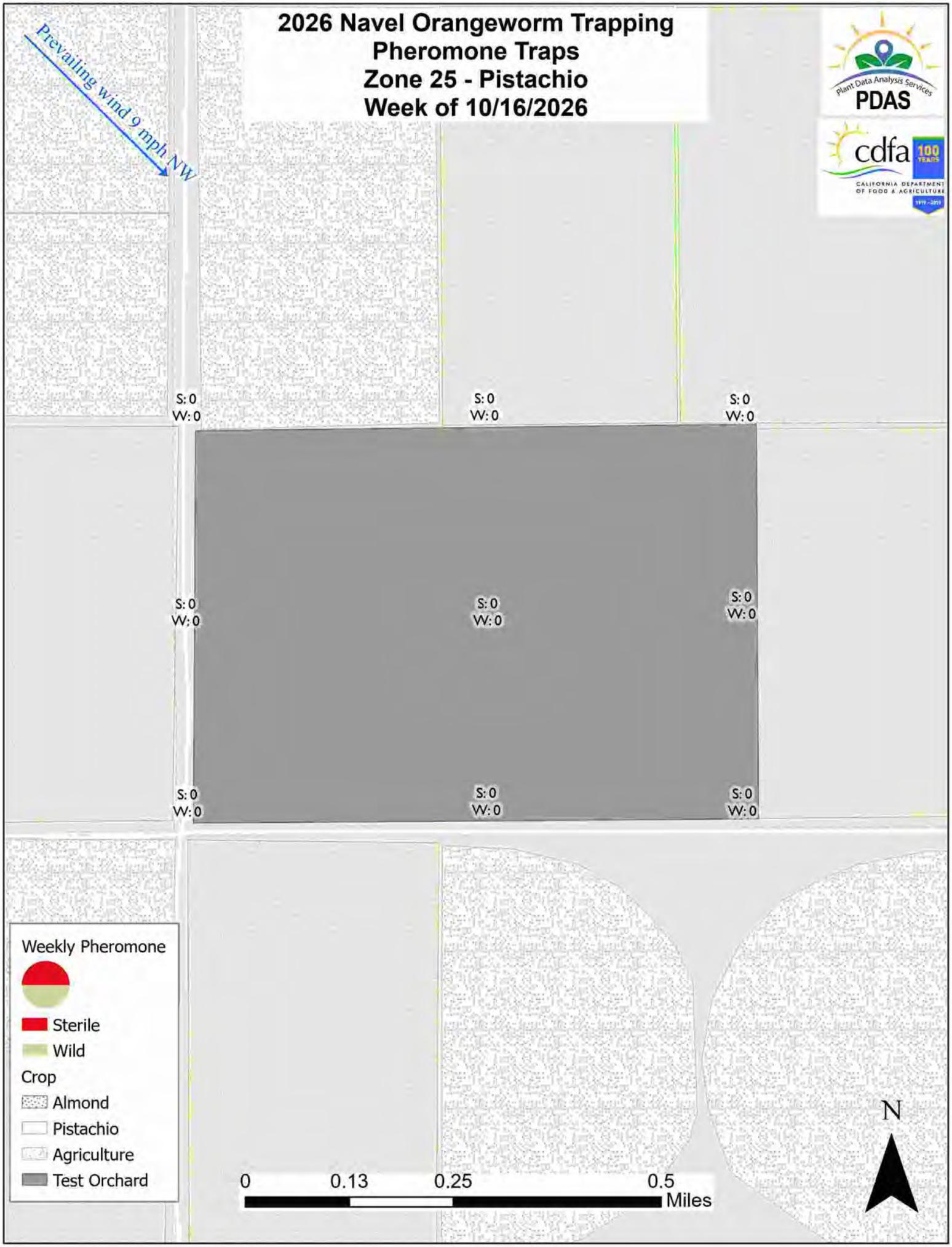
2026 Navel Orangeworm Trapping
Pheromone Traps
Zone 25 - Pistachio
Week of 10/16/2026
Prevailing wind 9 mph NW
Plant Data Analysis Services
PDAS
cdfa
100 YEARS
CALIFORNIA DEPARTMENT OF FOOD & AGRICULTURE
S: 0
W: 0
Weekly Pheromone
Sterile
Wild
Crop
Almond
Pistachio
Agriculture
Test Orchard
0
0.13
0.25
0.5
Miles
N

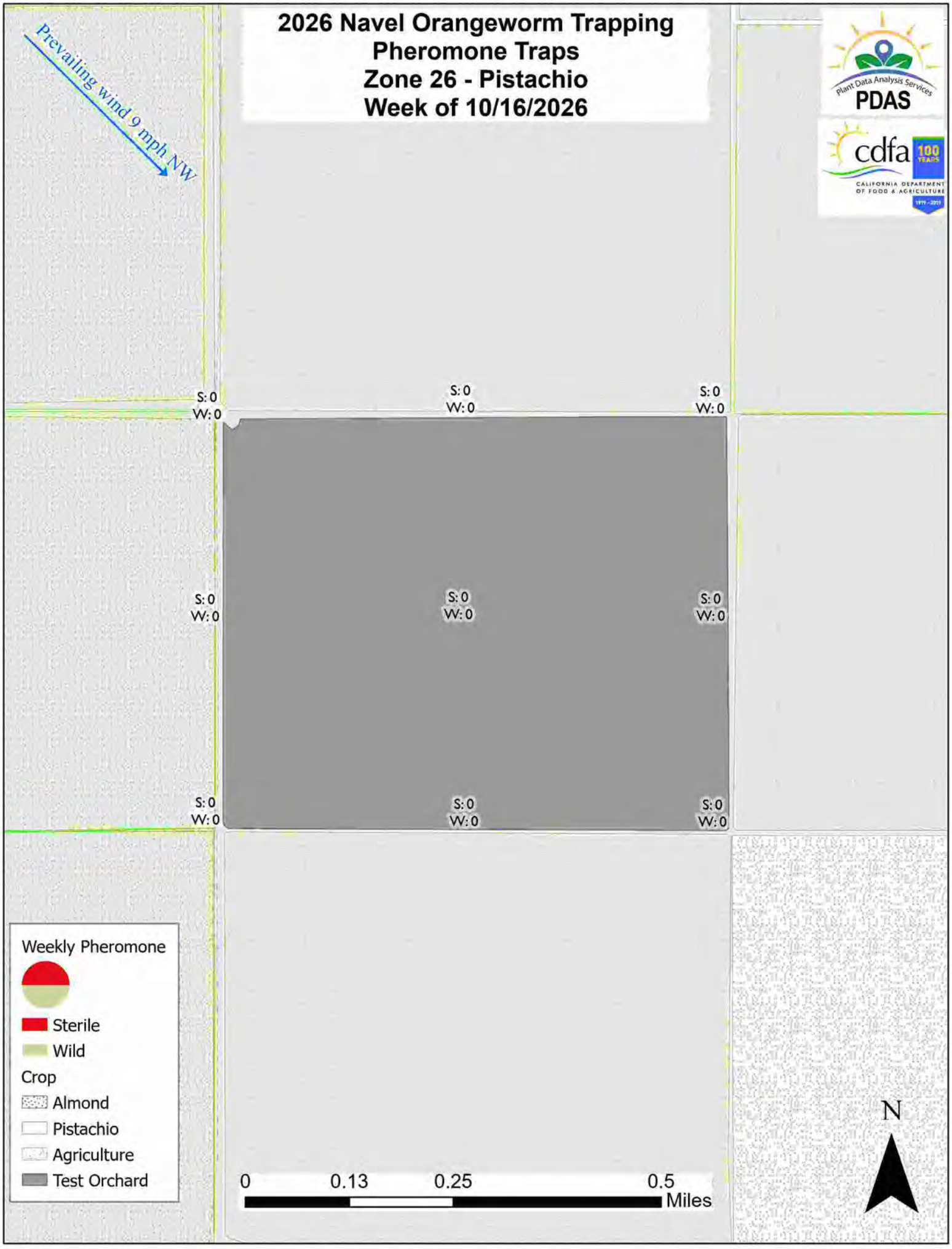
2026 Navel Orangeworm Trapping
Pheromone Traps
Zone 26 - Pistachio
Week of 10/16/2026
Prevailing wind 9 mph NW
Plant Data Analysis Services
PDAS
cdfa
100 YEARS
CALIFORNIA DEPARTMENT OF FOOD & AGRICULTURE
1919 - 2019
S: 0
W: 0
S: 0
W: 0
S: 0
W: 0
S: 0
W: 0
S: 0
W: 0
S: 0
W: 0
S: 0
W: 0
S: 0
W: 0
S: 0
W: 0
Weekly Pheromone
Sterile
Wild
Crop
Almond
Pistachio
Agriculture
Test Orchard
0
0.13
0.25
0.5
Miles
N

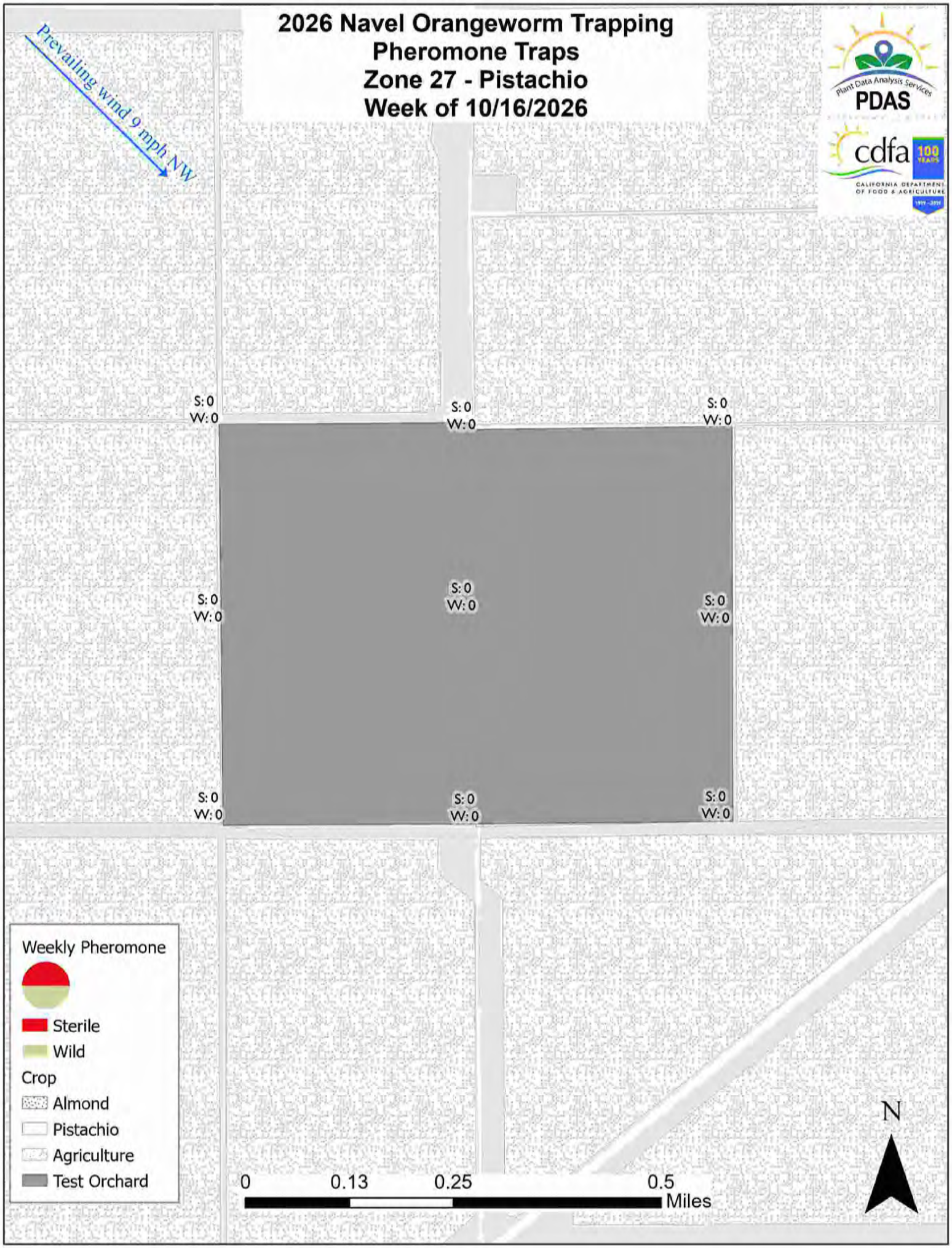
2026 Navel Orangeworm Trapping
Pheromone Traps
Zone 27 - Pistachio
Week of 10/16/2026
Prevailing wind 9 mph NW
Plant Data Analysis Services
PDAS
cdfa
100 YEARS
CALIFORNIA DEPARTMENT OF FOOD & AGRICULTURE
S: 0
W: 0
Weekly Pheromone
Sterile
Wild
Crop
Almond
Pistachio
Agriculture
Test Orchard
0
0.13
0.25
0.5
Miles
N

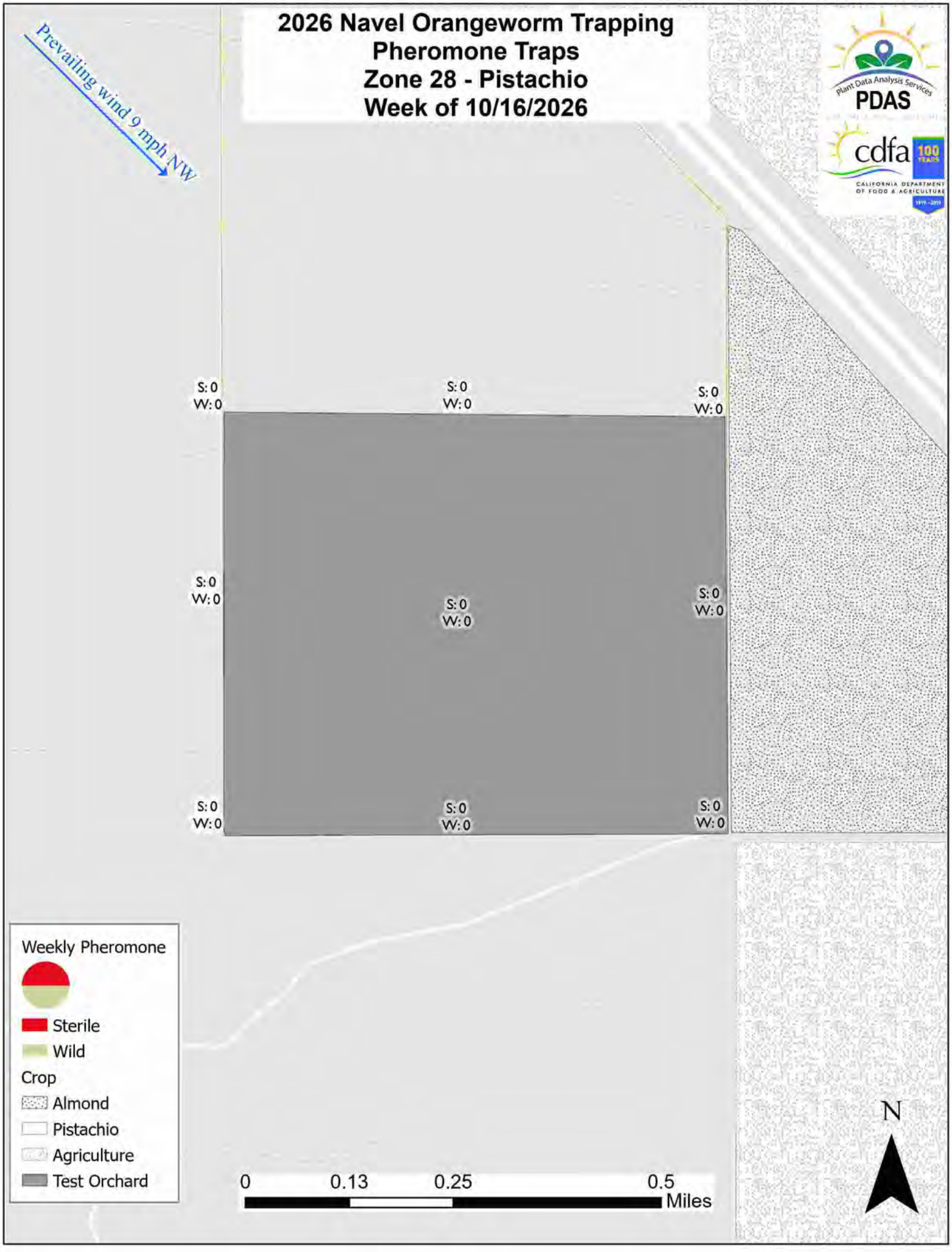
2026 Navel Orangeworm Trapping
Pheromone Traps
Zone 28 - Pistachio
Week of 10/16/2026
Prevailing wind 9 mph NW
Plant Data Analysis Services
PDAS
cdfa
100 YEARS
CALIFORNIA DEPARTMENT OF FOOD & AGRICULTURE
S: 0
W: 0
Weekly Pheromone
Sterile
Wild
Crop
Almond
Pistachio
Agriculture
Test Orchard
0
0.13
0.25
0.5
Miles
N

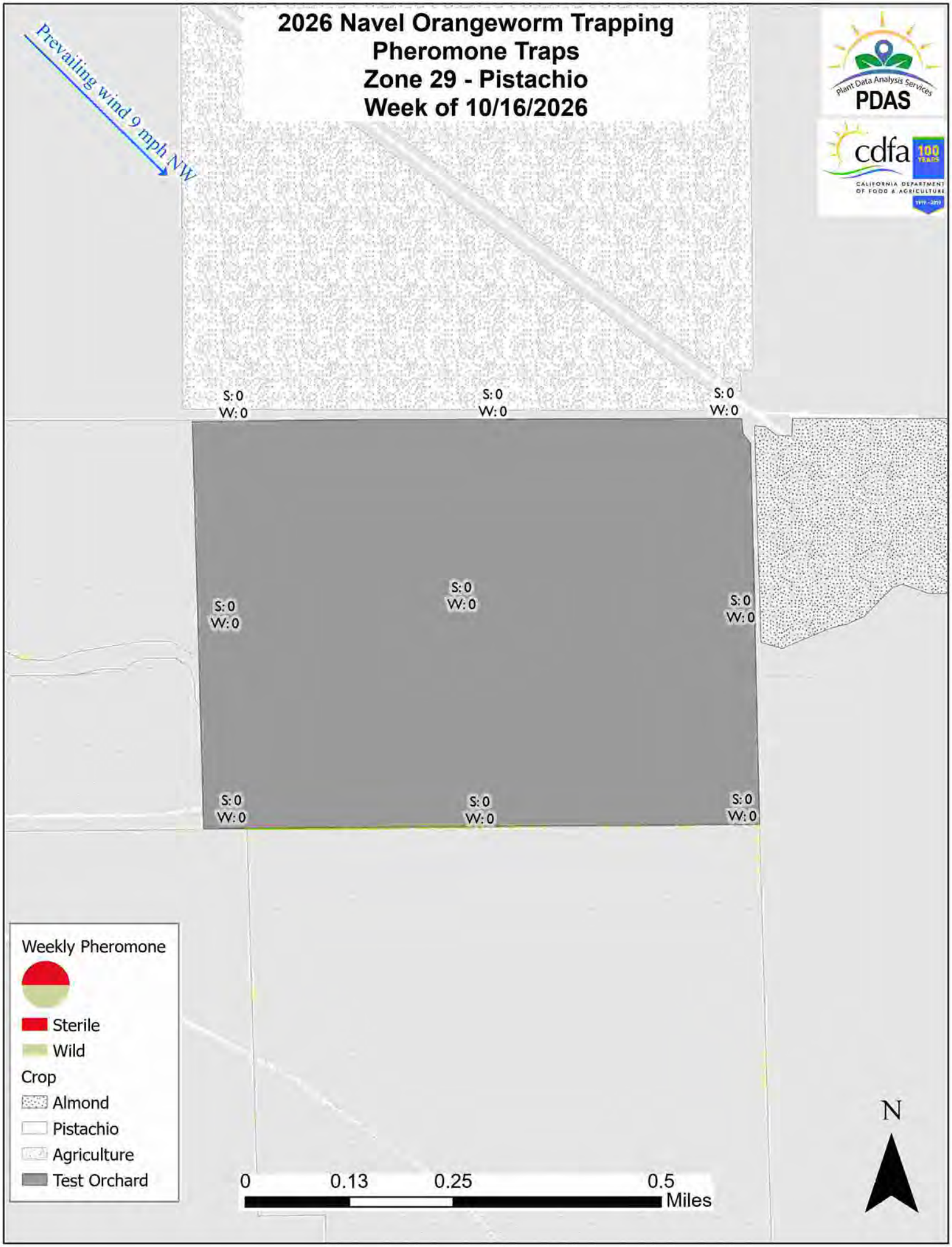
2026 Navel Orangeworm Trapping
Pheromone Traps
Zone 29 - Pistachio
Week of 10/16/2026
Prevailing wind 9 mph NW
Plant Data Analysis Services
PDAS
cdfa
100 YEARS
CALIFORNIA DEPARTMENT OF FOOD & AGRICULTURE
S: 0
W: 0
Weekly Pheromone
Sterile
Wild
Crop
Almond
Pistachio
Agriculture
Test Orchard
0
0.13
0.25
0.5
Miles
N

2026 Navel Orangeworm Trapping
Pheromone Traps
Zone 30 - Pistachio
Week of 10/16/2026

Prevailing wind 9 mph NW

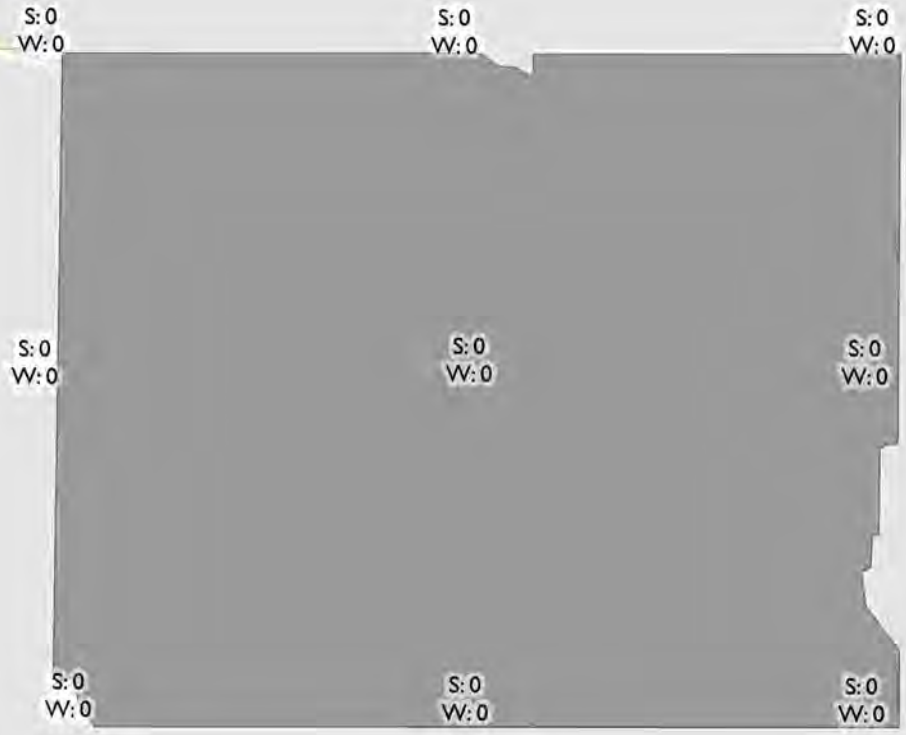

Weekly Pheromone

Sterile

Wild

Crop

Almond

Pistachio

Agriculture

Test Orchard

0 0.13 0.25 0.5 Miles

N

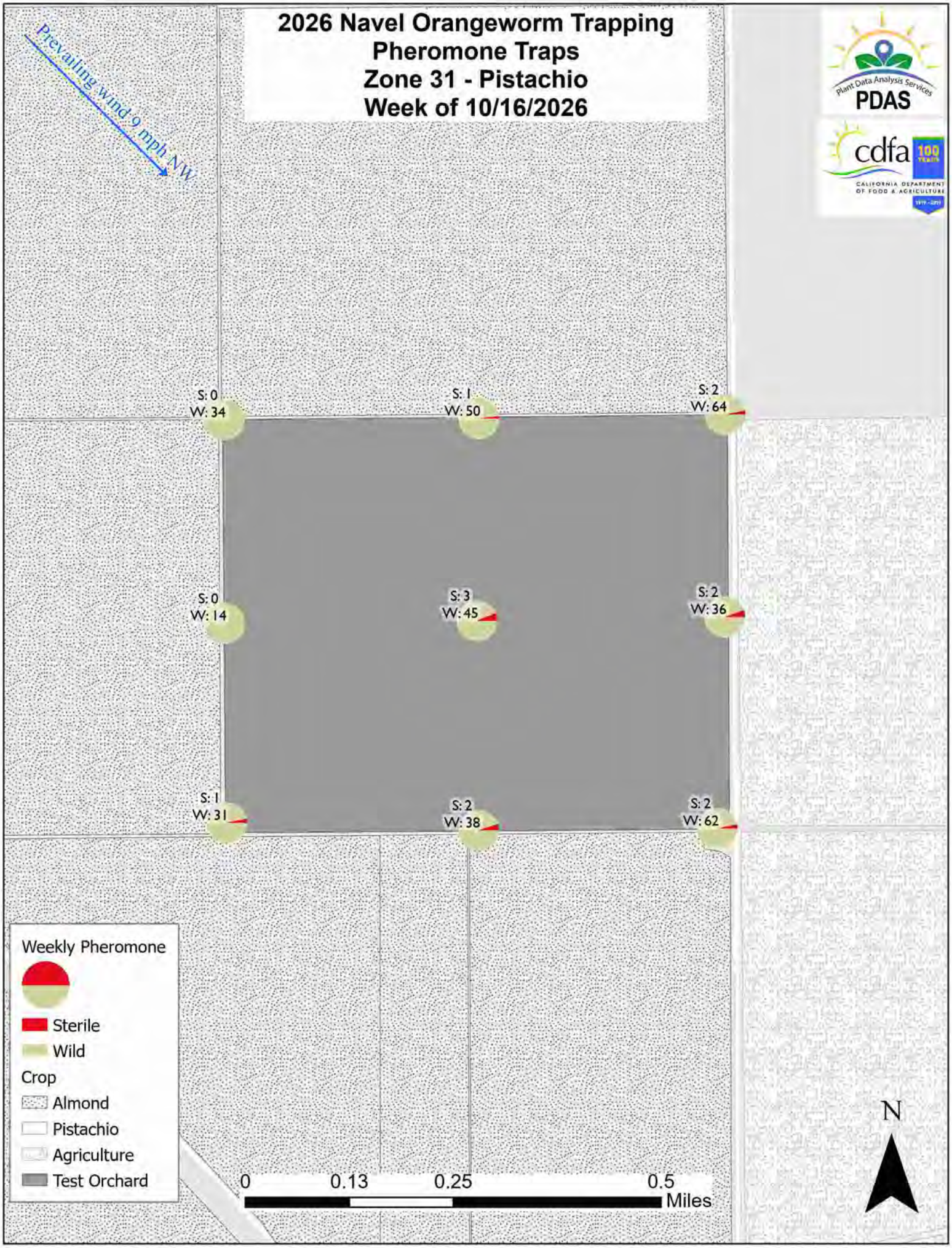
2026 Navel Orangeworm Trapping
Pheromone Traps
Zone 31 - Pistachio
Week of 10/16/2026
Prevailing wind 9 mph NW
Plant Data Analysis Services
PDAS
cdfa
100 YEARS
CALIFORNIA DEPARTMENT OF FOOD & AGRICULTURE
S: 0
W: 34
S: 1
W: 50
S: 2
W: 64
S: 0
W: 14
S: 3
W: 45
S: 2
W: 36
S: 1
W: 31
S: 2
W: 38
S: 2
W: 62
Weekly Pheromone
Sterile
Wild
Crop
Almond
Pistachio
Agriculture
Test Orchard
0
0.13
0.25
0.5
Miles
N

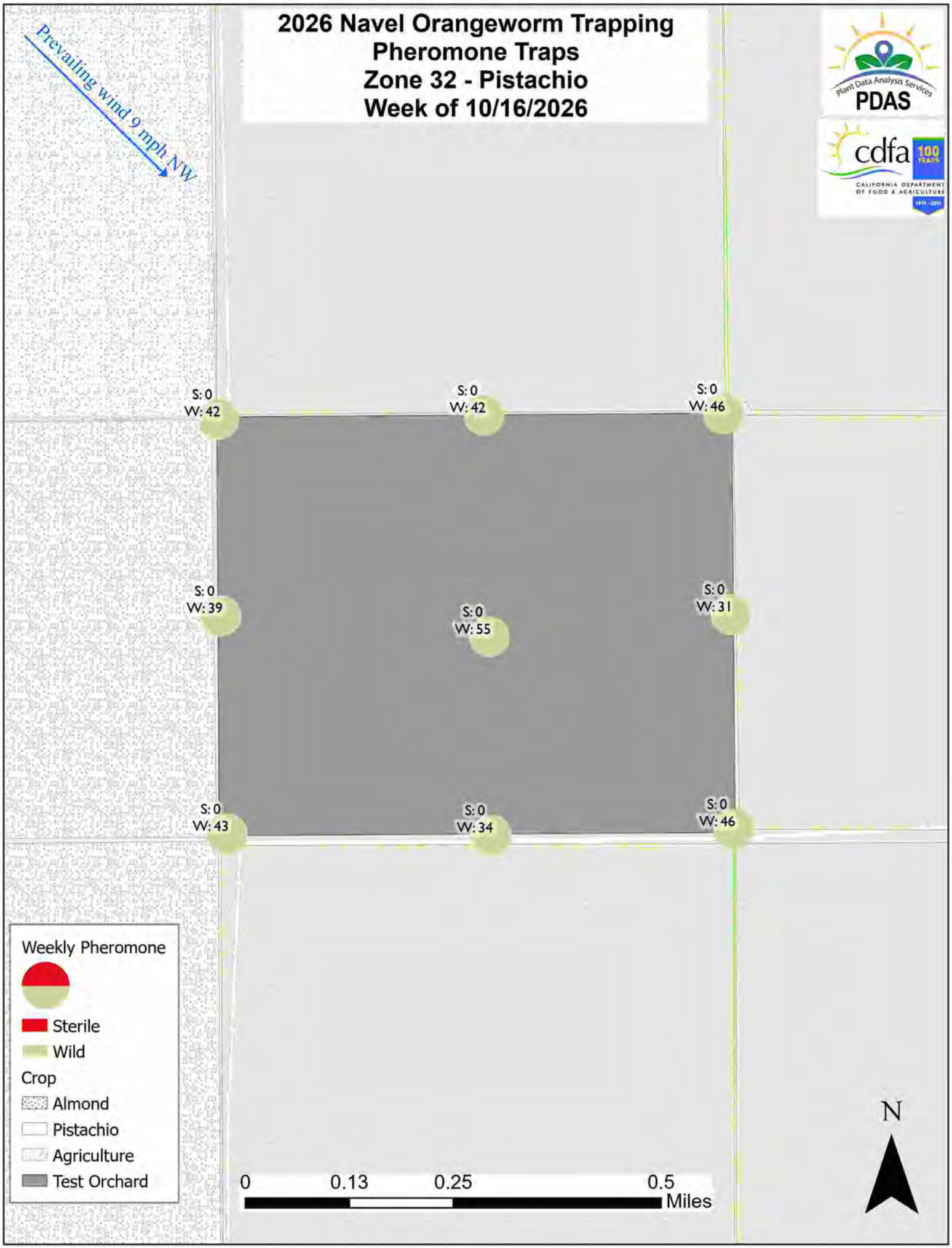
2026 Navel Orangeworm Trapping
Pheromone Traps
Zone 32 - Pistachio
Week of 10/16/2026
Prevailing wind 9 mph NW
Plant Data Analysis Services
PDAS
cdfa
100 YEARS
CALIFORNIA DEPARTMENT OF FOOD & AGRICULTURE
S: 0
W: 42
S: 0
W: 42
S: 0
W: 46
S: 0
W: 39
S: 0
W: 55
S: 0
W: 31
S: 0
W: 43
S: 0
W: 34
S: 0
W: 46
Weekly Pheromone
Sterile
Wild
Crop
Almond
Pistachio
Agriculture
Test Orchard
0
0.13
0.25
0.5
Miles
N

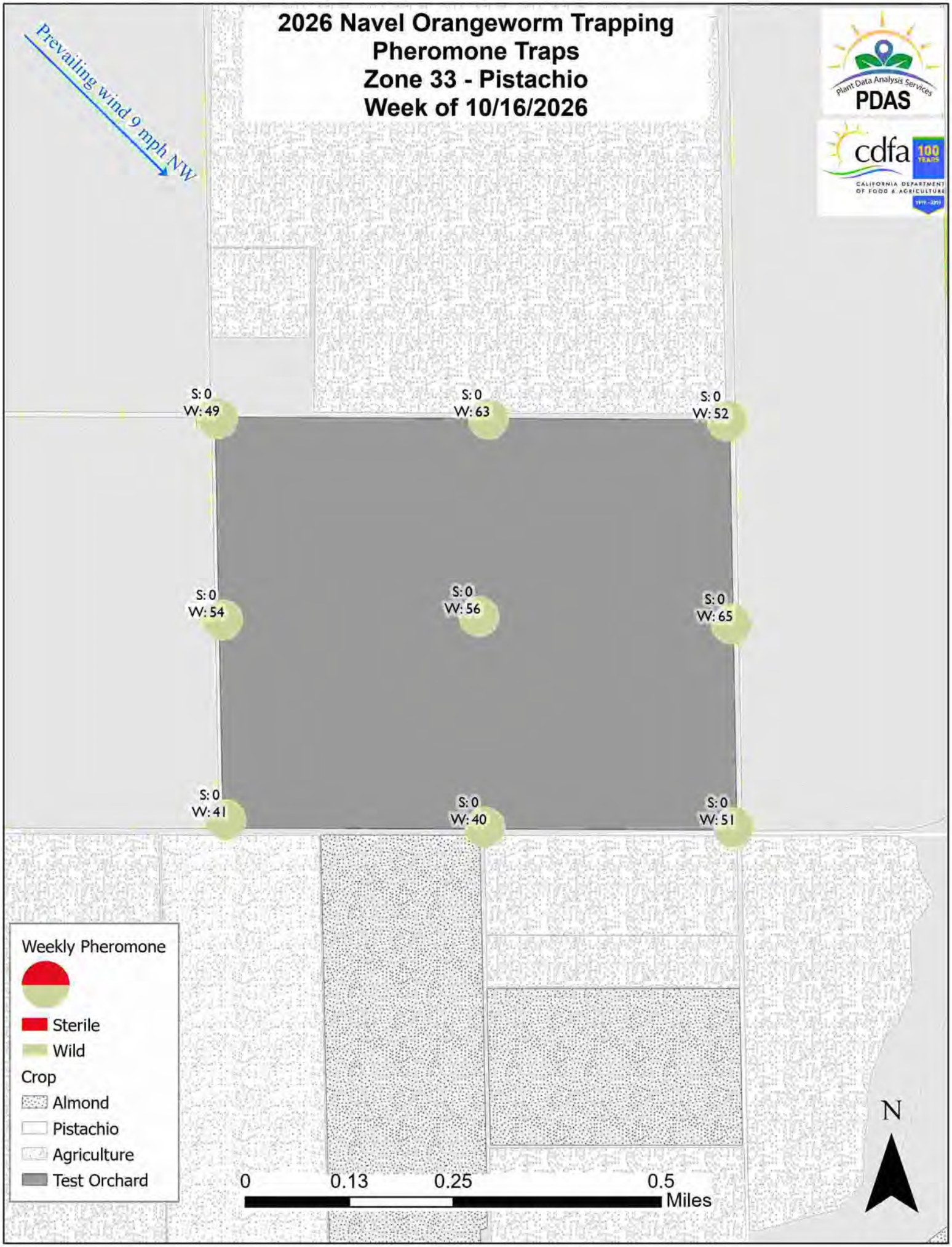
2026 Navel Orangeworm Trapping
Pheromone Traps
Zone 33 - Pistachio
Week of 10/16/2026
Prevailing wind 9 mph NW
Plant Data Analysis Services
PDAS
cdfa
100 YEARS
CALIFORNIA DEPARTMENT OF FOOD & AGRICULTURE
S: 0
W: 49
S: 0
W: 63
S: 0
W: 52
S: 0
W: 54
S: 0
W: 56
S: 0
W: 65
S: 0
W: 41
S: 0
W: 40
S: 0
W: 51
Weekly Pheromone
Sterile
Wild
Crop
Almond
Pistachio
Agriculture
Test Orchard
0
0.13
0.25
0.5
Miles
N

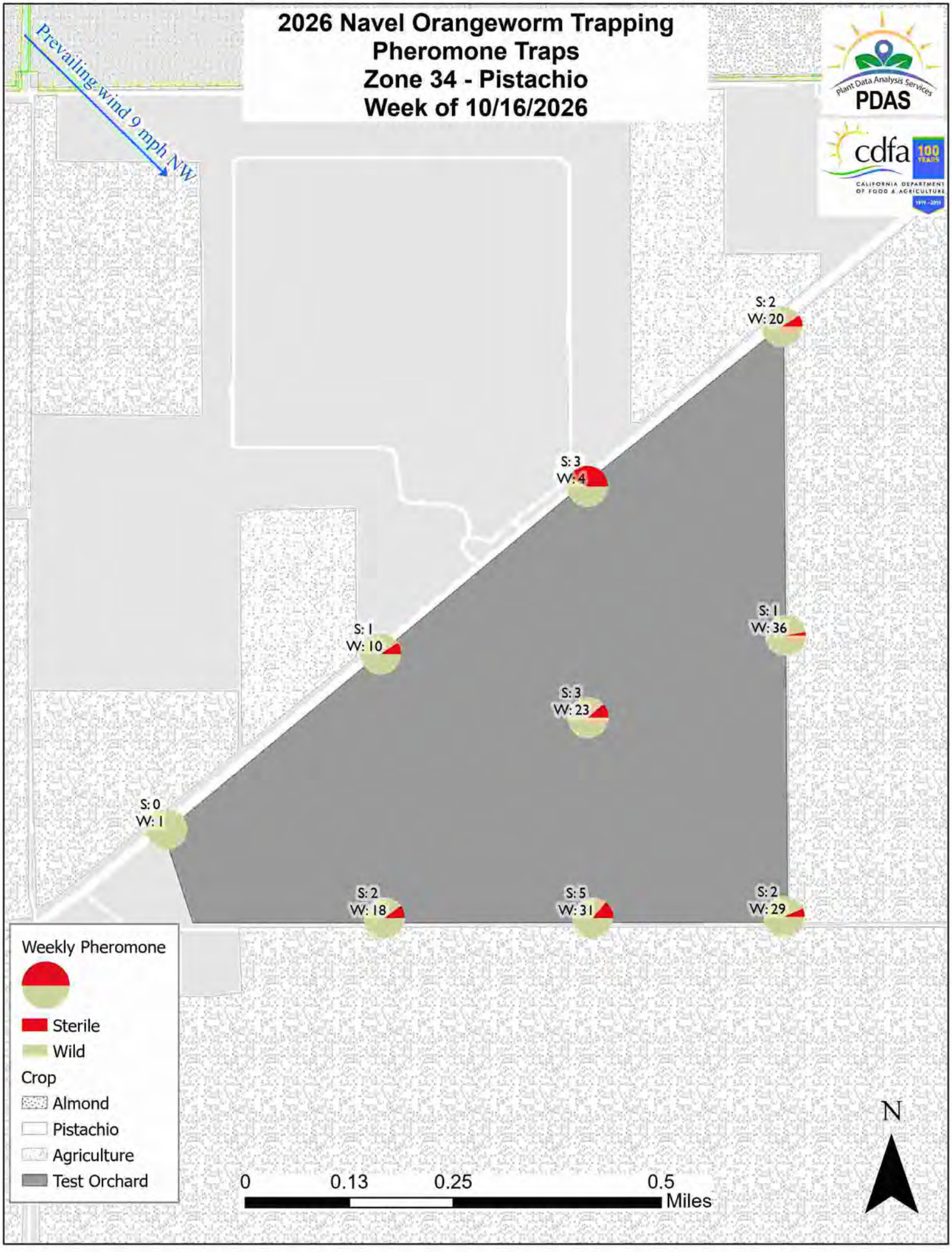
2026 Navel Orangeworm Trapping
Pheromone Traps
Zone 34 - Pistachio
Week of 10/16/2026
Prevailing Wind 9 mph NW
Plant Data Analysis Services
PDAS
cdfa
100 YEARS
CALIFORNIA DEPARTMENT OF FOOD & AGRICULTURE
S: 2
W: 20
S: 3
W: 4
S: 1
W: 10
S: 1
W: 36
S: 3
W: 23
S: 0
W: 1
S: 2
W: 18
S: 5
W: 31
S: 2
W: 29
Weekly Pheromone
Sterile
Wild
Crop
Almond
Pistachio
Agriculture
Test Orchard
0
0.13
0.25
0.5
Miles
N

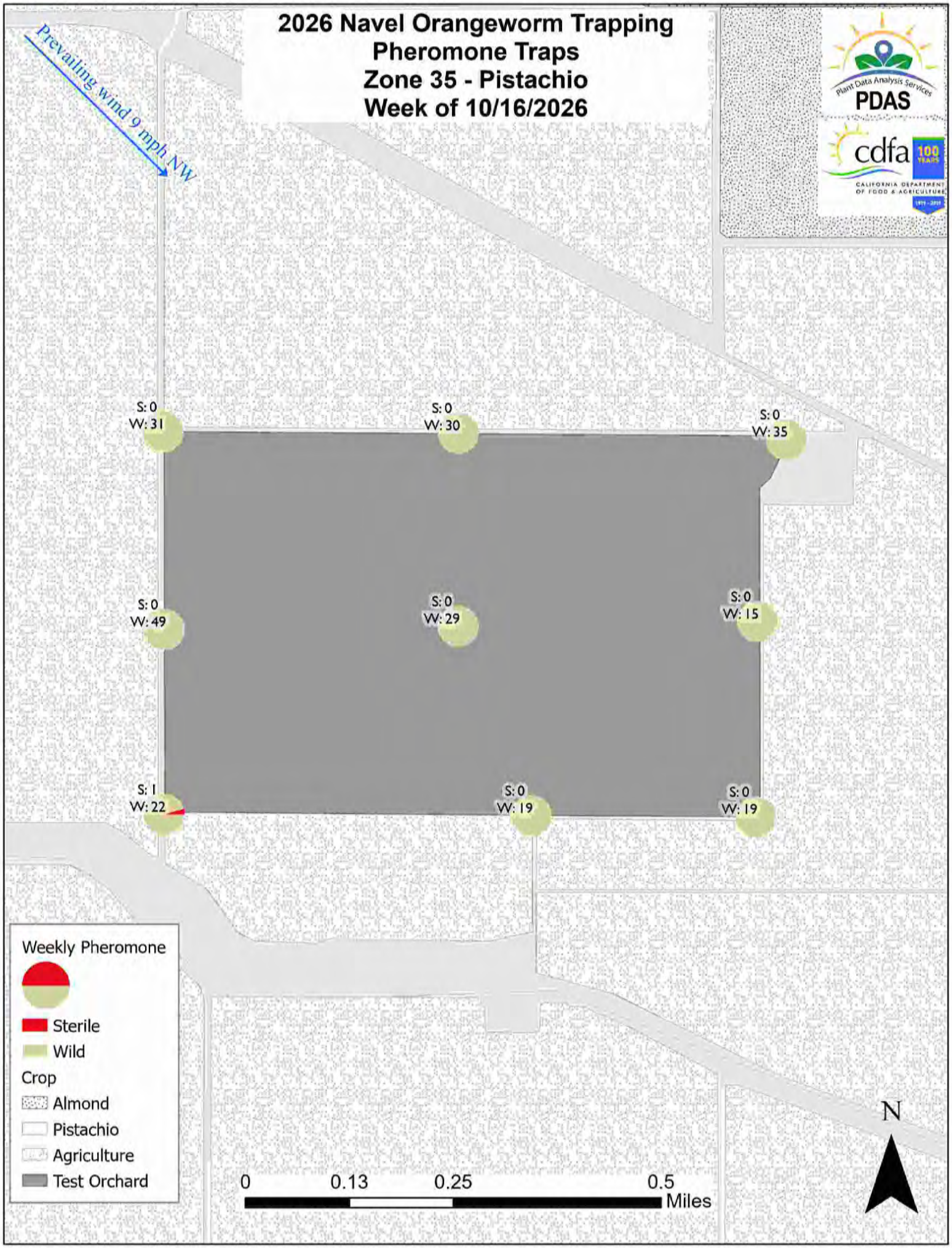
2026 Navel Orangeworm Trapping
Pheromone Traps
Zone 35 - Pistachio
Week of 10/16/2026
Prevailing wind 9 mph NW
Plant Data Analysis Services
PDAS
cdfa
100 YEARS
CALIFORNIA DEPARTMENT OF FOOD & AGRICULTURE
S: 0
W: 31
S: 0
W: 30
S: 0
W: 35
S: 0
W: 49
S: 0
W: 29
S: 0
W: 15
S: 1
W: 22
S: 0
W: 19
S: 0
W: 19
Weekly Pheromone
Sterile
Wild
Crop
Almond
Pistachio
Agriculture
Test Orchard
0
0.13
0.25
0.5
Miles
N