Navel Orangeworm Program 2026 – Weekly Report

Weeks Ending –**October 2, October 9, and October 16, 2026**

California Department of Food & Agriculture
Plant Health and Pest Prevention Services
Integrated Pest Control Branch
5100 Douglas Avenue
Shafter, CA 93263
Phone: (661) 395-2914

I. Program Updates

Navel Orangeworm Area Wide Program – Multi-Phase Approach

Phase 1 – 2018-2022

Phase 1 was the Initial Phase of the Navel Orangeworm (NOW) Program (Program) with a focus on developing NOW sterile insect technique (SIT) moths, determining their viability during cold storage transfer, performing quality control (QC) on mating propensity and survivability of the sterile moths, developing a trap monitoring program, and collecting preliminary damage data from the orchards participating in the Program's project site.

Phase 2 – 2023-2026

Phase 2 is the Data Phase of the NOW Program. The focus of this phase is controlling variables within the orchards participating in the Program's project site to increase the integrity of the field data being collected.

Navel Orangeworm Sterile Insect Technique

The Navel Orangeworm Program utilizes NOW SIT moths obtained from the United States Department of Agriculture (USDA) and California Department of Food and Agriculture's (CDFA) Phoenix, Arizona Rearing Facility. QC tests are performed on every shipment of NOW SIT moths used for aerial releases.

Releases of sterile NOW moths began on April 2, 2026 and concluded on October 15, 2026. Releases were conducted over select sites in Fresno, Kings, and Kern Counties. Initially, releases were conducted exclusively over almond sites between April 2, 2026 and August 2, 2026. Beginning on August 3, 2026 and continuing through the remainder of the season, until October 15, 2026, releases were conducted exclusively over pistachio sites. These exclusive release periods were selected by the Navel Orangeworm Action Committee (NOWAC) to prioritize periods of crop specific vulnerability to NOW damage.

Listed below are any circumstances which prevented regular releases in 2026:

- April 21: No releases due to rain and muddy conditions preventing access to the release sites; magazine from April 21 held overnight for release on April 22
- April 22: Double aerial releases conducted for both magazines from April 21 and April 22
- April 25: No releases due to issue at rearing facility
- May 20: Ground release conducted at Zones 7 and 11 in lieu of aerial release due to pilot shortage
- May 23: No release due to pilot shortage and issue with ground release equipment
- June 1: No release due to issue with release equipment; magazine from June 1 held overnight for release on June 2
- June 2: Double aerial releases conducted for both magazines from June 1 and June 2

- August 8: No release due to issue with release equipment
- August 21: No release due to issue at rearing facility
- September 8: No release due to pilot shortage; magazine from September 8 held overnight for release on September 9
- September 9: Double aerial releases conducted for both magazines from September 8 and September 9
- September 23: Ground release conducted at Zones 23 and 25 in lieu of aerial release due to pilot shortage
- September 24: No release in California due to magazine being diverted to Arizona for research purposes
- September 25: Ground release conducted at Zones 24 and 34 in lieu of aerial release due to pilot shortage
- September 30: Ground release conducted at Zones 24 and 34 in lieu of aerial release due to pilot shortage
- October 1: No release in California due to magazine being diverted to Arizona for research purposes
- October 2: Ground release conducted at Zones 23 and 25 in lieu of aerial release due to pilot shortage

Navel Orangeworm Trapping

The Phase 2 Areawide Project Site for 2026 currently includes 32 orchards: 16 pistachio and 16 almond, located within Fresno, Kings, and Kern counties. All 32 orchards, designated as Zones 3, 5-35, are approximately 160 acres each with 9 trap sites placed per zone. Trapping is conducted weekly year-round in all zones.

Zone 2 was removed from the program on April 20, 2026 due to management changes over the participating acreage. The replacement zone, Zone 35, was added to the program on July 13, 2026.

Listed below are any circumstances which prevented regular trap servicing in 2026:

- Week of January 2: No traps were serviced in all zones due to excessive rain and muddy conditions preventing access to trap sites
- Week of January 9: No traps were serviced in all zones due to excessive rain and muddy conditions preventing access to trap sites
- Week of January 16: No traps were serviced in Zones 14, 26, and 31 due to dense fog preventing safe travel to trap sites; no traps were serviced in Zones 20 and 21 due to pesticide applications on site; trap numbers 5 and 6 were not serviced in Zone 28 due to farm equipment and livestock preventing access to trap sites
- Week of January 23: No traps were serviced in Zones 5, 13, and 14 due to pesticide applications on site; trap numbers 4-9 not serviced in Zone 20 due to pesticide applications on site; trap number 5 not serviced in Zone 28 due to farm equipment and livestock preventing access to trap sites
- Week of January 30: Zones 13 and 14 not serviced due to pesticide applications on site; trap numbers 3, 4, 5, 8, and 9 not serviced in Zone 10 due to pesticide applications on site
- Week of February 13: Zones 13 and 14 not serviced due to pesticide applications on site; trap number 9 of Zone 28 and trap number 5 of Zone 29 not serviced due to farm equipment and livestock preventing access to trap sites
- Week of February 20: Only Zones 23 and 25 serviced due to excessive rain and muddy conditions preventing access to trap sites

- Week of February 27: Zone 3 not serviced due to muddy field conditions preventing access; Trap number 5 not serviced in Zone 26 due to muddy field conditions preventing access; Trap numbers 1 and 2 not serviced in Zone 29 due to farm equipment and livestock preventing access to trap sites
- Week of March 6: Zone 14 not serviced due to pesticide applications on site
- Week of March 13: Trap numbers 5, 6, 7, and 8 not serviced in Zone 31 due to pesticide applications on site
- Week of March 20: No traps were serviced in Zones 3, 5, 25, 28, 29, and 30 due to pesticide applications on site; trap number 2 not serviced in Zone 14 due to farm equipment preventing access to trap site
- Week of April 3: No traps were serviced in Zone 2 due to pesticide applications on site; only trap numbers 3 and 4 were serviced in Zone 15 due to pesticide applications on site
- Week of April 10: No traps were serviced in Zones 2, 26, and 27 due to pesticide applications on site
- Week of April 17: No traps were serviced in Zones 2, 20, 21, and 22 due to pesticide applications on site
- Week of April 24: No traps were serviced in Zones 8, 22, 27, and 33 due to pesticide applications on site; no traps were serviced in Zones 13, 14, and 23 due to staffing issues; all Zone 2 traps were removed due to request from grower
- Week of May 1: No traps were serviced in Zones 23, 31, 32, and 33 due to pesticide applications on site
- Week of May 8: No traps were serviced in Zones 3, 7, and 18 due to pesticide applications on site
- Week of May 15: No traps were serviced in Zone 3 due to pesticide applications on site
- Week of May 29: No traps were serviced in Zones 5, 10, 12, and 20 due to staffing issues
- Week of June 5: No traps were serviced in Zone 6 due to pesticide applications on site
- Week of June 19: No traps were serviced in Zones 19, 31, 32, and 33 due to pesticide applications on site
- Week of June 26: No traps were serviced in Zones 20, 21, and 29 due to pesticide applications on site
- Week of July 3: No traps were serviced in Zone 18 due to pesticide applications on site
- Week of July 10: No traps were serviced in Zones 3, 7, 8, 20, and 21 due to pesticide applications on site
- Week of July 17: No traps were serviced in Zone 25 due to pesticide applications on site
- Week of July 24: No traps were serviced in Zones 3 and 13 due to pesticide applications on site
- Week of July 31: No traps were serviced in Zone 6 due to pesticide applications on site
- Week of August 7: No traps were serviced in Zones 21 and 25 due to pesticide applications on site
- Week of August 14: No traps were serviced in Zones 3, 22, and 27 due to pesticide applications on site
- Week of August 21: No traps were serviced in Zones 6, 22, and 23 due to staffing issues
- Week of August 28: Not traps were serviced in Zones 6, 7, 8, 9, 11, 12, 16, 17, 18, 19, 22, 23, 31, 32, 33, and 34 due to staffing issues

- Week of September 4: No traps were serviced in Zones 3, 6, 13, 14, 25, and 26 due to staffing issues; trap numbers 5 and 6 not serviced in Zone 18 due to farm equipment preventing access to trap sites

- Week of September 11: No traps were serviced in Zones 3, 5, 6, 10, 12, 13, 20, 21, 24, 25, 27, and 35 due to staffing issues

- Week of September 18: No traps were serviced in Zones 5, 9, 18, 22, and 23 due to staffing issues; only trap numbers 4 and 5 were serviced in Zone 8 due to pesticide applications on site; trap number 4 not serviced in Zone 15 due to farm equipment preventing access to trap site

- Week of September 25: No traps were serviced in Zones 7, 8, 9, 11, 15, 16, 17, 18, 19, 22, 23, 31, 32, 33, and 34 due to staffing issues

- Week of October 2: No traps were serviced in Zones 3, 5, 6, 10, 12, 13, 14, 20, 21, 24, 25, 26, 27, 34, and 35 due to staffing issues

- Week of October 9: No traps were serviced in Zones 3, 7, 8, 9, 11, 15, 16, 17, 18, 19, 22, 23, 25, 26, 28, 29, 30, 31, 32, 33, 35, and 35 due to staffing issues

- Week of October 16: No traps were serviced in Zones 3, 5, 6, 12, 13, 14, 20, 21, 24, 25, 26, 27, 28, 29, and 30 due to staffing issues

II. Project Design

The 2026 Area Wide Project Site currently includes 32 orchards located in Fresno, Kings, and Kern counties. Listed below is information related to each orchard within the Program's project site for 2026:

Zone #	Crop Type	Acres	Release/Non-release Site	Date Added to Area Wide Project
Zone 3	Almond	160	Non-release	February 2023
Zone 5	Pistachio	160	Release	March 2023
Zone 6	Pistachio	160	Non-release	March 2023
Zone 7	Almond	160	Release	April 2023
Zone 8	Almond	160	Release	April 2023
Zone 9	Almond	160	Non-release	May 2024
Zone 10	Almond	160	Release	May 2025
Zone 11	Almond	160	Release	May 2025
Zone 12	Almond	160	Non-release	May 2025
Zone 13	Almond	160	Release	May 2025
Zone 14	Almond	160	Non-release	May 2025
Zone 15	Almond	160	Release	May 2025
Zone 16	Almond	150	Non-release	May 2025
Zone 17	Almond	173	Release	May 2025
Zone 18	Almond	150	Non-release	May 2025
Zone 19	Almond	183	Non-release	May 2025
Zone 20	Almond	150	Release	May 2025
Zone 21	Almond	155	Non-release	May 2025
Zone 22	Pistachio	180	Non-release	June 2025
Zone 23	Pistachio	155	Release	July 2025
Zone 24	Pistachio	155	Release	July 2025

Zone 25	Pistachio	160	Release	July 2025
Zone 26	Pistachio	155	Non-release	July 2025
Zone 27	Pistachio	150	Non-release	June 2025
Zone 28	Pistachio	160	Non-release	July 2025
Zone 29	Pistachio	170	Non-release	July 2025
Zone 30	Pistachio	160	Release	July 2025
Zone 31	Pistachio	155	Release	July 2025
Zone 32	Pistachio	160	Non-release	July 2025
Zone 33	Pistachio	160	Non-release	July 2025
Zone 34	Pistachio	160	Release	July 2025
Zone 35	Pistachio	160	Release	July 2026

Each zone has a trap site ratio of approximately one trap site per 18 acres for a total of 9 trap sites for each 160-acre zone. Each trap site has one trap baited with NOW pheromone/PPO lures. All traps are serviced on a weekly basis. Servicing includes collecting trap bottoms and replacing them with new trap bottoms. Bait/lure changes occur once a month, and trap tops are replaced as needed. Counts are performed on each trap collected to determine number of wild versus sterile captures and male versus female captures.

III. Trap Results for the Weeks of October 2, October 9, and October 16, 2026

Zone 3 – Almond Orchard

No traps were collected from Zone 3 during the weeks of October 2, October 9, and October 16 due to staffing issues.

Zone 3 - Almond								
Pheromone/PPO Lure Baited Traps								
Dates Traps in Field	# of Releases During Trap Period	Male Sterile	Male Wild	Male Total	Female Sterile	Female Wild	Female Total	Non-ID Total
[1]Dec 23 – Jan 14	0	0	0	0	0	0	0	0
Jan 14 – Jan 22	0	0	0	0	0	0	0	0
Jan 22 – Jan 27	0	0	0	0	0	0	0	0
Jan 27 – Feb 4	0	0	0	0	0	0	0	0
Feb 4 – Feb 11	0	0	0	0	0	0	0	0
[2]Feb 11 – Mar 2	0	0	103	103	0	22	22	0
Mar 2 – Mar 12	0	0	57	57	0	46	46	0
[3]Mar 12 – Mar 26	0	0	244	244	0	20	20	11
Mar 26 – Apr 2	0	0	68	68	0	45	45	0
Apr 2 – Apr 8	0	0	33	33	0	33	33	0
Apr 8 – Apr 16	0	0	100	100	0	57	57	0
Apr 16 – Apr 22	0	0	208	208	0	175	175	0
Apr 22 – Apr 29	0	0	177	177	0	127	127	0
[4]Apr 29 – May 20	0	0	76	76	0	54	54	0
May 20 – May 27	0	0	35	35	0	30	30	0
May 27 - Jun 2	0	0	15	15	0	17	17	0
Jun 2 – Jun 10	0	0	94	94	0	134	134	0
Jun 10 – Jun 17	0	0	57	57	0	94	94	0

Jun 17 – Jun 23	0	0	16	16	0	43	43	0
Jun 23 – Jul 1	0	0	8	8	0	3	3	0
[5]Jul 1 – Jul 15	0	0	64	64	0	50	50	0
[6]Jul 15 – Jul 29	0	0	52	52	0	37	37	0
Jul 29 – Aug 6	0	0	124	124	0	100	100	0
[7]Aug 6 – Aug 18	0	0	76	76	0	26	26	0
Aug 18 – Aug 24	0	0	11	11	0	11	11	0
[8]Aug 24 – Sep 16	0	0	85	85	0	70	70	0
Sep 16 – Sep 23	0	0	146	146	0	100	100	0
[9]Sep 23 -								

[1]No traps were serviced in Zone 3 during the weeks of January 2 and January 9 due to excessive rain and muddy conditions preventing access

[2]No traps were serviced in Zone 3 during the weeks of February 20 and February 27 due to excessive rain and muddy conditions preventing access

[3]No traps were serviced in Zone 3 during the week of March 20 due to pesticide applications on site

[4]No traps were serviced in Zone 3 during the weeks of May 8 and May 15 due to pesticide applications on site

[5]No traps were serviced in Zone 3 during the week of July 10 due to pesticide applications on site

[6]No traps were serviced in Zone 3 during the week of July 24 due to pesticide applications on site

[7]No traps were serviced in Zone 3 during the week of August 14 due to pesticide applications on site

[8]No traps were serviced in Zone 3 during the weeks of September 4 and September 11 due to staffing issues

[9]No traps were serviced in Zone 3 during the weeks of October 2, October 9, and October 16 due to staffing issues

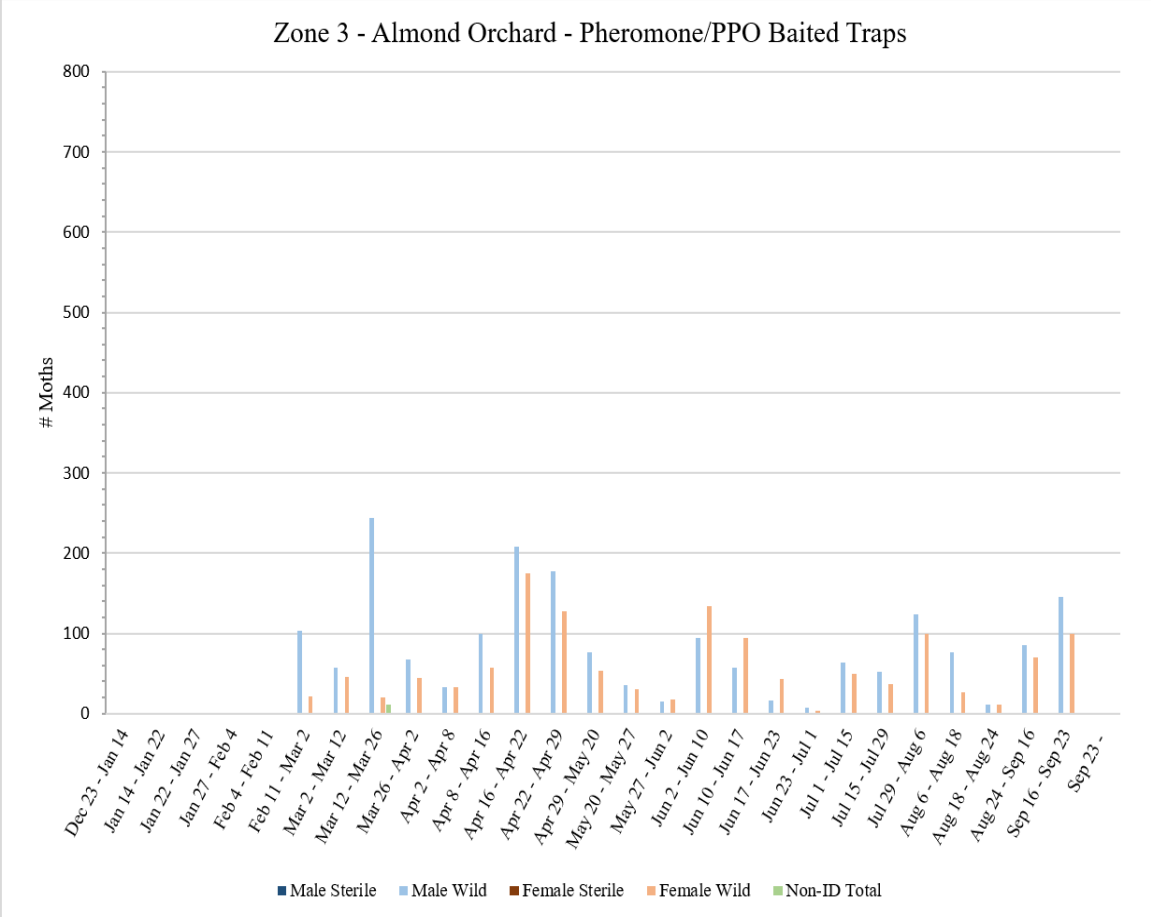

Zone 5 – Pistachio Orchard

No traps were collected from Zone 5 during the week of October 2 due to staffing issues.

A total of **9** pheromone/PPO lure-baited traps were collected from Zone 5 on Wednesday, October 7.

No traps were collected from Zone 5 during the week of October 16 due to staffing issues.

Zone 5 - Pistachio								
Pheromone/PPO Lure Baited Traps								
Dates Traps in Field	# of Releases During Trap Period	Male Sterile	Male Wild	Male Total	Female Sterile	Female Wild	Female Total	Non-ID Total
[1]Dec 23 – Jan 12	0	0	0	0	0	0	0	0
[2]Jan 12 – Jan 26	0	0	0	0	0	0	0	0
Jan 26 – Feb 2	0	0	0	0	0	0	0	0
Feb 2 - Feb 11	0	0	0	0	0	0	0	0
[3]Feb 11 - Feb 23	0	0	0	0	0	0	0	0
Feb 23 - Mar 2	0	0	14	14	0	7	7	0
Mar 2 - Mar 12	0	0	82	82	0	15	15	0
[4]Mar 12 - Mar 23	0	0	225	225	0	82	82	5
Mar 23 – Apr 2	0	0	230	230	0	141	141	0
Apr 2 – Apr 8	0	0	107	107	0	45	45	0
Apr 8 – Apr 15	0	0	142	142	0	91	91	0
Apr 15 – Apr 20	0	0	10	10	0	6	6	0
Apr 20 – Apr 27	0	0	33	33	0	11	11	0
Apr 27 – May 4	0	0	59	59	0	31	31	0
May 4 – May 11	0	0	11	11	0	4	4	0
May 11 – May 18	0	0	13	13	0	6	6	0
[5]May 18 – Jun 1	0	0	38	38	0	23	23	0
Jun 1 – Jun 8	0	0	20	20	0	36	36	0
Jun 8 – Jun 15	0	0	27	27	0	34	34	0
Jun 15 – Jun 22	0	0	147	147	0	96	96	0
Jun 22 – Jun 29	0	0	136	136	0	105	105	0
Jun 29 – Jul 6	0	0	156	156	0	52	52	0
Jul 6 – Jul 13	0	0	61	61	0	48	48	0
Jul 13 – Jul 20	0	0	78	78	0	60	60	0
Jul 20 – Jul 28	0	0	60	60	0	50	50	0
Jul 28 – Aug 4	0	0	8	8	0	46	46	1
Aug 4 – Aug 11	1	6	32	38	8	21	29	0
Aug 11 – Aug 18	1	9	5	14	3	1	4	0
Aug 18 - Aug 24	3	0	9	9	0	5	5	0
Aug 24 - Aug 31	7	0	61	61	0	39	39	0
[6]Aug 31 – Sep 21	19	0	97	97	0	66	66	0
[7]Sep 21 - Oct 7	**9**	**0**	**61**	**61**	**0**	**47**	**47**	**0**
[8]Oct 7 -								
[1]No traps were serviced in Zone 5 during the weeks of January 2 and January 9 due to excessive rain and muddy conditions preventing access								
[2]No traps were serviced in Zone 5 during the week of January 23 due to pesticide applications on site								

[3]No traps were serviced in Zone 5 during the week of February 20 due to excessive rain and muddy conditions preventing access
[4]No traps were serviced in Zone 5 during the week of March 20 due to pesticide applications on site
[5]No traps were serviced in Zone 5 during the week of May 29 due to staffing issues
[6]No traps were serviced in Zone 5 during the weeks of September 11 and September 18 due to staffing issues
[7]No traps were serviced in Zone 5 during the week of October 2 due to staffing issues
[8]No traps were serviced in Zone 5 during the week of October 16 due to staffing issues

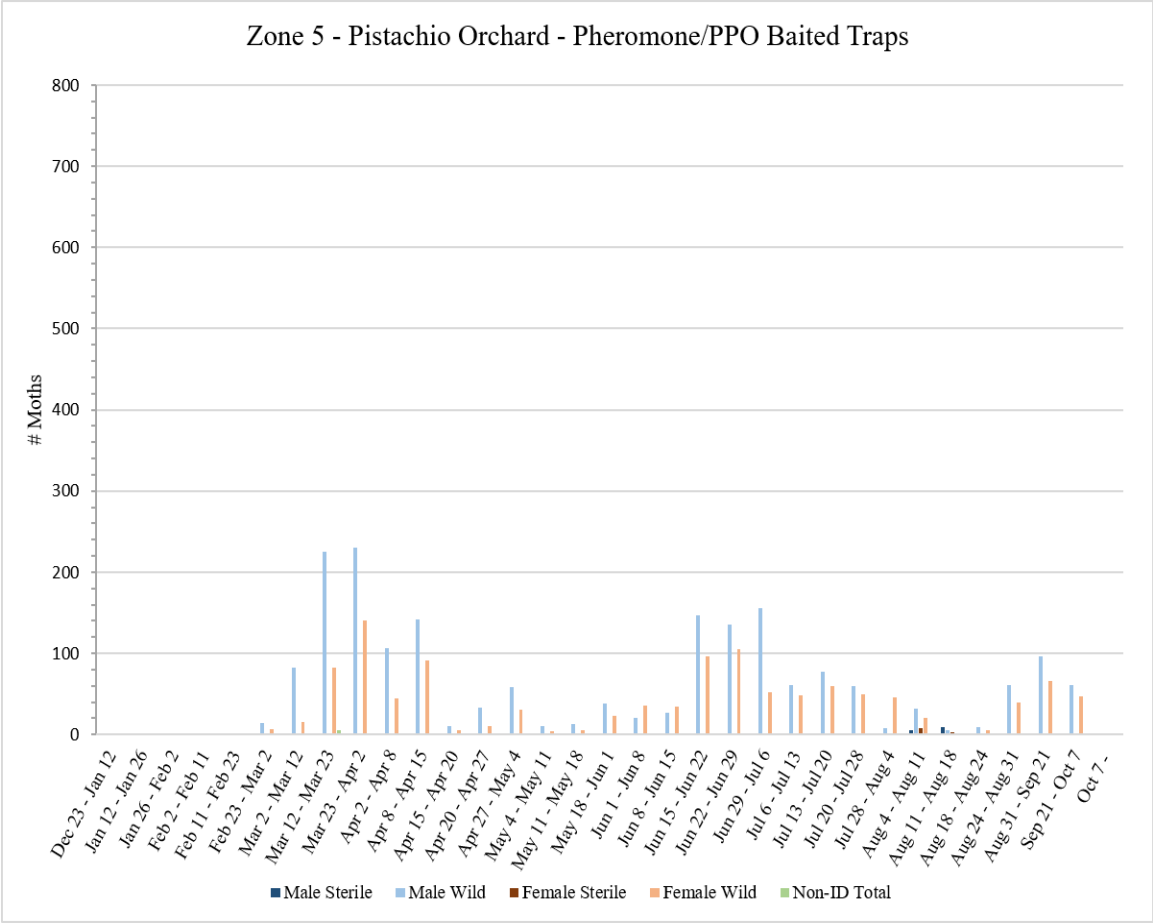

Zone 6 – Pistachio Orchard

No traps were collected from Zone 6 during the week of October 2 due to staffing issues.

A total of **9** pheromone/PPO lure-baited traps were collected from Zone 6 on Wednesday, October 7.

No traps were collected from Zone 6 during the week of October 16 due to staffing issues.

Zone 6 - Pistachio								
Pheromone/PPO Lure Baited Traps								
Dates Traps in Field	# of Releases During Trap Period	Male Sterile	Male Wild	Male Total	Female Sterile	Female Wild	Female Total	Non-ID Total
[1]Dec 17 – Jan 14	0	0	0	0	0	0	0	0
Jan 14 – Jan 20	0	0	0	0	0	0	0	0
Jan 20 – Jan 26	0	0	0	0	0	0	0	0
Jan 26 – Feb 4	0	0	0	0	0	0	0	0
Feb 4 - Feb 11	0	0	1	1	0	0	0	0
[2]Feb 11 - Feb 24	0	0	0	0	0	0	0	0
Feb 24 - Mar 3	0	0	75	75	0	2	2	0
Mar 3 - Mar 11	0	0	96	96	0	9	9	0
Mar 11 – Mar 16	0	0	357	357	0	5	5	0
Mar 16 – Mar 23	0	0	250	250	0	33	33	0
Mar 23 – Apr 1	0	0	60	60	0	11	11	0
Apr 1 – Apr 7	0	0	6	6	0	3	3	0
Apr 7 – Apr 15	0	0	11	11	0	2	2	0
Apr 15 – Apr 23	0	0	3	3	0	1	1	0
Apr 23 – Apr 29	0	0	7	7	0	6	6	0
Apr 29 – May 4	0	0	4	4	0	0	0	0
May 4 – May 14	0	0	0	0	0	1	1	0
May 14 – May 19	0	0	1	1	0	0	0	0
May 19 – May 27	0	0	2	2	0	0	0	0
[3]May 27 – Jun 11	0	0	5	5	0	22	22	0
Jun 11 – Jun 17	0	0	18	18	0	65	65	0
Jun 17 – Jun 22	0	0	28	28	0	24	24	0
Jun 22 – Jun 30	0	0	17	17	0	12	12	0
Jun 30 – Jul 7	0	0	23	23	0	18	18	0
Jul 7 – Jul 15	0	0	22	22	0	9	9	0
Jul 15 – Jul 21	0	0	6	6	0	38	38	0
[4]Jul 21 – Aug 5	0	0	33	33	0	190	190	4
Aug 5 – Aug 12	0	0	104	104	0	86	86	0
[5]Aug 12 – Sep 15	0	0	46	46	0	25	25	0
Sep 15 - Sep 21	0	0	138	138	0	81	81	0
[6]Sep 21 - Oct 7	**0**	**0**	**119**	**119**	**0**	**66**	**66**	**0**
[7]Oct 7 -								
[1]No traps were serviced in Zone 6 during the week of December 26 due to pesticide applications on site; no traps were serviced in Zone 6 during the weeks of January 2 and January 9 due to excessive rain and muddy conditions preventing access								
[2]No traps were serviced in Zone 6 during the week of February 20 due to excessive rain and muddy conditions								

preventing access
[3]No traps were serviced in Zone 6 during the week of June 5 due to pesticide applications on site
[4]No traps were serviced in Zone 6 during the week of July 31 due to pesticide applications on site
[5]No traps were serviced in Zone 6 during the weeks of August 21, August 28, September 4, and September 11 due to staffing issues
[6]No traps were serviced in Zone 6 during the week of October 2 due to staffing issues
[7]No traps were serviced in Zone 6 during the week of October 16 due to staffing issues

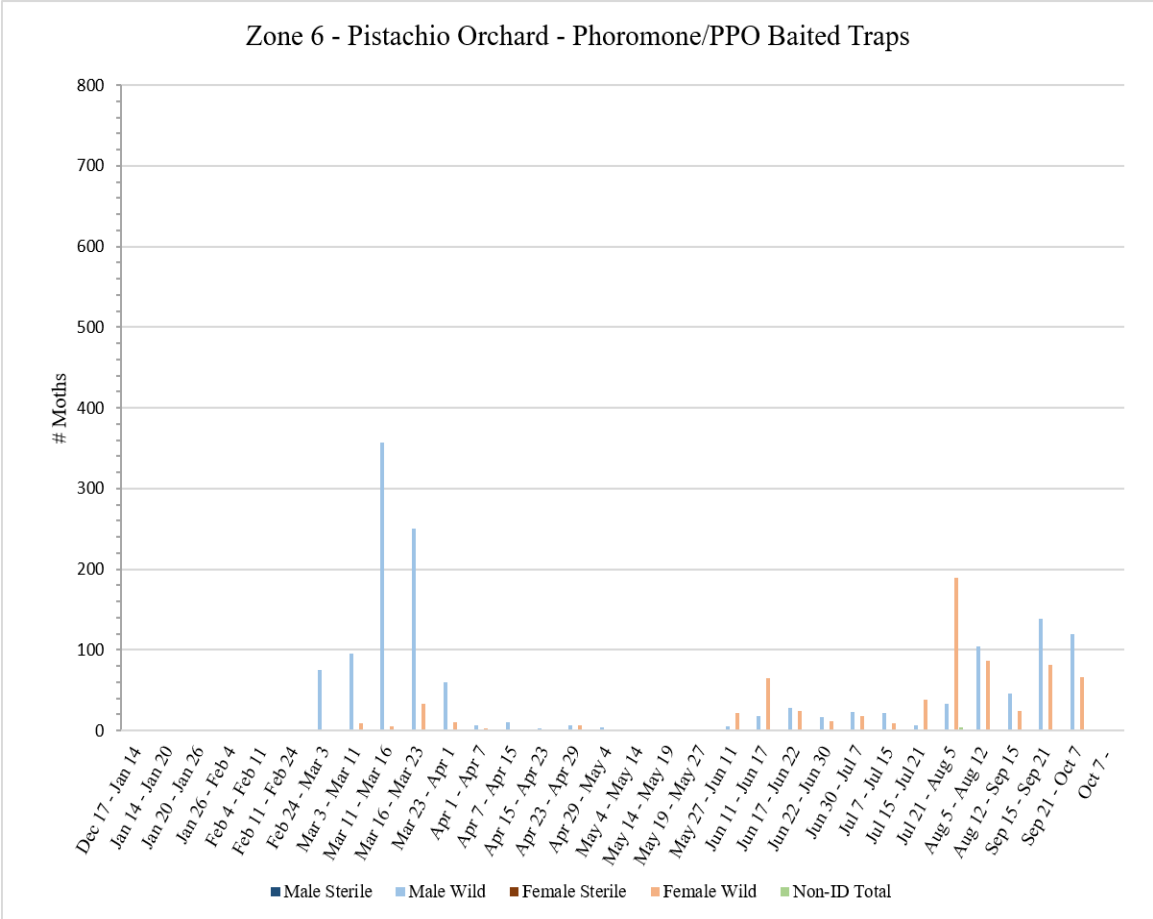

Zone 7 – Almond Orchard

A total of **9** pheromone/PPO lure-baited traps were collected from Zone 7 on Monday, September 28.

No traps were collected from Zone 7 during the week of October 9 due to staffing issues.

A total of **9** pheromone/PPO lure-baited traps were collected from Zone 7 on Tuesday, October 13.

Zone 7 - Almond								
Pheromone/PPO Lure Baited Traps								
Dates Traps in Field	# of Releases During Trap Period	Male Sterile	Male Wild	Male Total	Female Sterile	Female Wild	Female Total	Non-ID Total
[1]Dec 22 – Jan 12	0	0	0	0	0	0	0	0
Jan 12 – Jan 20	0	0	0	0	0	0	0	0
Jan 20 – Jan 26	0	0	0	0	0	0	0	0
Jan 26 – Feb 2	0	0	0	0	0	0	0	0
Feb 2 - Feb 9	0	0	0	0	0	0	0	0
[2]Feb 9 - Feb 24	0	0	7	7	0	0	0	0
Feb 24 - Mar 3	0	0	110	110	0	2	2	0
Mar 3 - Mar 10	0	0	35	35	0	14	14	0
Mar 10 – Mar 16	0	0	181	181	0	48	48	0
Mar 16 – Mar 23	0	0	222	222	0	115	115	0
Mar 23 – Mar 30	0	0	134	134	0	128	128	0
Mar 30 – Apr 7	5	0	70	70	0	105	105	0
Apr 7 – Apr 13	6	0	49	49	0	42	42	0
Apr 13 – Apr 20	7	0	49	49	0	76	76	0
Apr 20 – Apr 28	7	0	154	154	0	107	107	0
[3]Apr 28 – May 12	13	0	135	135	0	153	153	2
May 12 – May 18	6	0	1	1	0	0	0	0
May 18 – May 26	7	3	27	30	6	14	20	0
May 26 – Jun 1	5	0	10	10	0	9	9	0
Jun 1 – Jun 8	7	0	179	179	0	142	142	0
Jun 8 – Jun 16	8	2	229	231	0	140	140	0
Jun 16 – Jun 22	6	0	33	33	0	58	58	0
Jun 22 – Jun 29	7	0	2	2	0	1	1	0
[4]Jun 29 – Jul 13	13	2	111	113	0	8	8	0
Jul 13 – Jul 20	7	0	124	124	0	102	102	1
Jul 20 – Jul 27	7	3	149	152	3	132	135	0
Jul 27 – Aug 3	6	2	457	459	1	40	41	0
Aug 3 – Aug 10	0	0	25	25	0	210	210	1
Aug 10 – Aug 17	0	0	3	3	0	14	14	0
[5]Aug 17 – Aug 31	0	0	49	49	0	37	37	0
Aug 31 – Sep 8	0	0	167	167	0	122	122	0
Sep 8 - Sep 14	0	0	342	342	0	286	286	0
[6]Sep 14 – Sep 28	**0**	**0**	**173**	**173**	**0**	**132**	**132**	**0**
[7]Sep 28 - Oct 13	**0**	**0**	**137**	**137**	**0**	**140**	**140**	**0**
[1]No traps were serviced in Zone 7 during the weeks of January 2 and January 9 due to excessive rain and muddy conditions preventing access								

[2]No traps were serviced in Zone 7 during the week of February 20 due to excessive rain and muddy conditions preventing access
[3]No traps were serviced in Zone 7 during the week of May 8 due to pesticide applications on site
[4]No traps were serviced in Zone 7 during the week of July 10 due to pesticide applications on site
[5]No traps were serviced in Zone 7 during the week of August 28 due to staffing issues
[6]No traps were serviced in Zone 7 during the week of September 25 due to staffing issues
[7]No traps were serviced in Zone 7 during the week of October 9 due to staffing issues

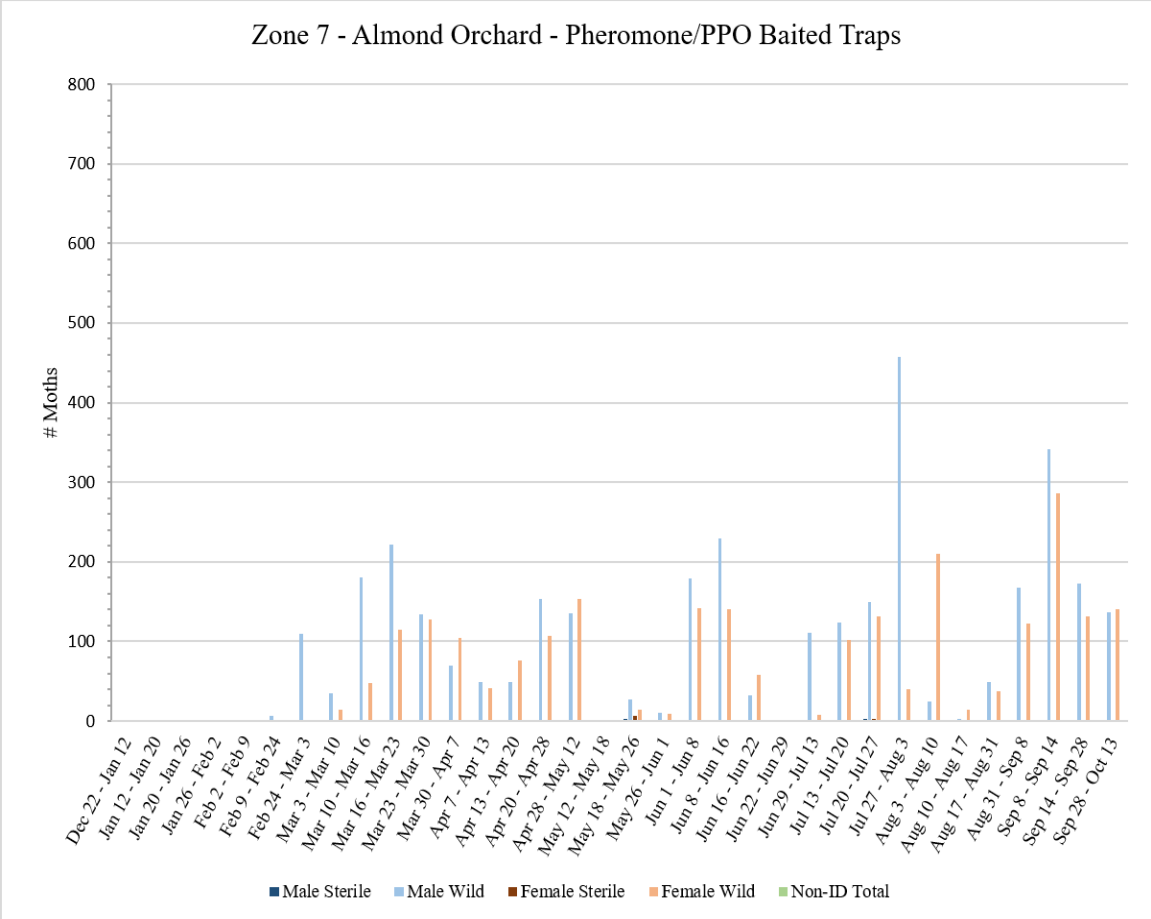

Zone 8 – Almond Orchard

A total of **9** pheromone/PPO lure-baited traps were collected from Zone 8 on Wednesday, September 30.

No traps were collected from Zone 8 during the week of October 9 due to staffing issues.

A total of **9** pheromone/PPO lure-baited traps were collected from Zone 8 on Thursday, October 15.

Zone 8 - Almond								
Pheromone/PPO Lure Baited Traps								
Dates Traps in Field	# of Releases During Trap Period	Male Sterile	Male Wild	Male Total	Female Sterile	Female Wild	Female Total	Non-ID Total
[1]Dec 23 – Jan 14	0	0	0	0	0	0	0	0
Jan 14 – Jan 22	0	0	0	0	0	0	0	0
Jan 22 – Jan 28	0	0	0	0	0	0	0	0
Jan 28 – Feb 4	0	0	0	0	0	0	0	0
Feb 4 - Feb 10	0	0	0	0	0	0	0	0
[2]Feb 10 - Feb 25	0	0	1	1	0	0	0	0
Feb 25 - Mar 5	0	0	30	30	0	3	3	0
Mar 5 - Mar 12	0	0	44	44	0	12	12	0
Mar 12 – Mar 18	0	0	266	266	0	43	43	0
Mar 18 – Mar 25	0	0	311	311	0	78	78	0
Mar 25 – Apr 2	1	0	265	265	0	113	113	0
Apr 2 – Apr 8	6	0	117	117	0	74	74	0
Apr 8 – Apr 16	8	0	146	146	0	83	83	0
[3]Apr 16 – Apr 27	9	0	96	96	0	62	62	0
Apr 27 – May 7	10	1	101	102	1	86	87	0
May 7 – May 11	4	0	8	8	0	0	0	0
May 11 – May 20	8	0	9	9	0	2	2	0
May 20 – May 27	5	0	8	8	0	6	6	0
May 27 – Jun 3	7	0	11	11	0	5	5	0
Jun 3 – Jun 10	7	3	61	64	0	48	48	0
Jun 10 – Jun 17	7	6	168	174	4	90	94	0
Jun 17 – Jun 23	6	0	155	155	0	121	121	0
Jun 23 – Jun 30	7	2	279	281	3	243	246	0
[4]Jun 30 – Jul 15	14	0	84	84	0	57	57	0
Jul 15 – Jul 21	6	0	8	8	1	3	4	1
Jul 21 – Jul 29	8	0	9	9	0	12	12	0
Jul 29 – Aug 5	4	0	111	111	0	266	266	4
Aug 5 – Aug 12	0	0	231	231	0	206	206	0
Aug 12 – Aug 19	0	0	339	339	0	106	106	0
[5]Aug 19 – Sep 2	0	0	188	188	0	129	129	0
Sep 2 – Sep 9	0	0	212	212	0	155	155	0
[6]Sep 9 - Sep 16	0	0	56	56	0	38	38	0
[7]Sep 16 – Sep 30	**0**	**0**	**320**	**320**	**0**	**251**	**251**	**0**
[8]Sep 30 - Oct 15	**0**	**0**	**167**	**167**	**0**	**150**	**150**	**0**
[1]No traps were serviced in Zone 8 during the weeks of January 2 and January 9 due to excessive rain and muddy conditions preventing access								

[2]No traps were serviced in Zone 8 during the week of February 20 due to excessive rain and muddy conditions preventing access
[3]No traps were serviced in Zone 8 during the week of April 24 due to pesticide applications on site
[4]No traps were serviced in Zone 8 during the week of July 10 due to pesticide applications on site
[5]No traps were serviced in Zone 8 during the week of August 28 due to staffing issues
[6]Only traps 4 and 5 were serviced in Zone 8 during the week of September 18 due to pesticide applications on site
[7]No traps were serviced in Zone 8 during the week of September 25 due to staffing issues
[8]No traps were serviced in Zone 8 during the week of October 9 due to staffing issues

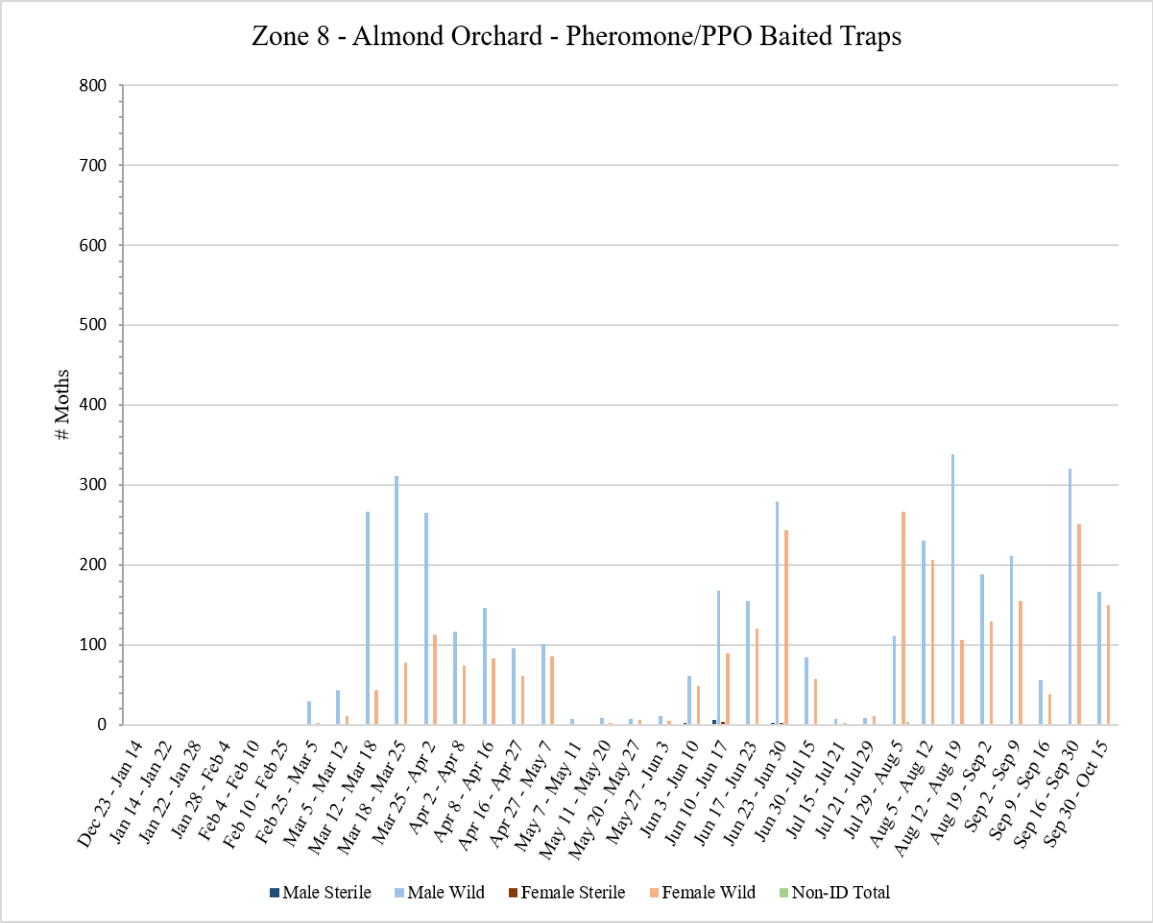

Zone 9 – Almond Orchard

A total of **9** pheromone/PPO lure-baited traps were collected from Zone 9 on Wednesday, September 30.

No traps were collected from Zone 9 during the week of October 9 due to staffing issues.

A total of **8** pheromone/PPO lure-baited traps were collected from Zone 9 on Thursday, October 15. Trap number 1 was missing.

Zone 9 - Almond								
Pheromone/PPO Lure Baited Traps								
Dates Traps in Field	# of Releases During Trap Period	Male Sterile	Male Wild	Male Total	Female Sterile	Female Wild	Female Total	Non-ID Total
[1]Dec 23 – Jan 14	0	0	0	0	0	0	0	0
Jan 14 – Jan 22	0	0	0	0	0	0	0	0
Jan 22 – Jan 28	0	0	0	0	0	0	0	0
Jan 28 – Feb 4	0	0	0	0	0	0	0	0
Feb 4 - Feb 10	0	0	0	0	0	0	0	0
[2]Feb 10 - Feb 25	0	0	1	1	0	0	0	0
Feb 25 - Mar 5	0	0	31	31	0	0	0	0
Mar 5 - Mar 12	0	0	16	16	0	35	35	0
Mar 12 – Mar 18	0	0	97	97	0	97	97	0
Mar 18 – Mar 25	0	0	120	120	0	190	190	0
Mar 25 – Apr 2	0	0	90	90	0	92	92	0
Apr 2 – Apr 8	0	0	21	21	0	7	7	0
Apr 8 – Apr 16	0	0	53	53	0	72	72	0
Apr 16 – Apr 22	0	0	2	2	0	0	0	0
Apr 22 – Apr 27	0	0	9	9	0	2	2	0
Apr 27 – May 7	0	0	5	5	0	6	6	0
May 7 – May 11	0	0	14	14	0	12	12	0
May 11 – May 20	0	0	5	5	0	12	12	0
May 20 – May 27	0	0	17	17	0	25	25	0
May 27 – Jun 3	0	0	42	42	0	47	47	0
Jun 3 – Jun 10	0	0	131	131	0	66	66	0
Jun 10 – Jun 17	0	0	134	134	0	97	97	0
Jun 17 – Jun 23	0	0	14	14	0	23	23	0
Jun 23 – Jun 30	0	0	10	10	0	4	4	0
Jun 30 – Jul 7	0	0	3	3	0	1	1	0
Jul 7 - Jul 15	0	0	6	6	0	7	7	1
Jul 15 - Jul 21	0	0	30	30	0	28	28	0
Jul 21 – Jul 29	0	0	6	6	0	57	57	3
Jul 29 – Aug 5	0	0	55	55	0	219	219	4
Aug 5 – Aug 12	0	0	11	11	0	77	77	1
Aug 12 – Aug 19	0	0	9	9	0	7	7	0
[3]Aug 19 – Sep 2	0	0	52	52	0	35	35	0
Sep 2 – Sep 9	0	0	220	220	0	195	195	0
[4]Sep 9 - Sep 30	**0**	**0**	**293**	**293**	**0**	**209**	**209**	**0**
[5]Sep 30 - Oct 15	**0**	**0**	**358**	**358**	**0**	**326**	**326**	**0**

[1]No traps were serviced in Zone 9 during the weeks of January 2 and January 9 due to excessive rain and muddy conditions preventing access
[2]No traps were serviced in Zone 9 during the week of February 20 due to excessive rain and muddy conditions preventing access
[3]No traps were serviced in Zone 9 during the week of August 28 due to staffing issues
[4]No traps were serviced in Zone 9 during the weeks of September 18 and September 25 due to staffing issues
[5]No traps were serviced in Zone 9 during the week of October 9 due to staffing issues

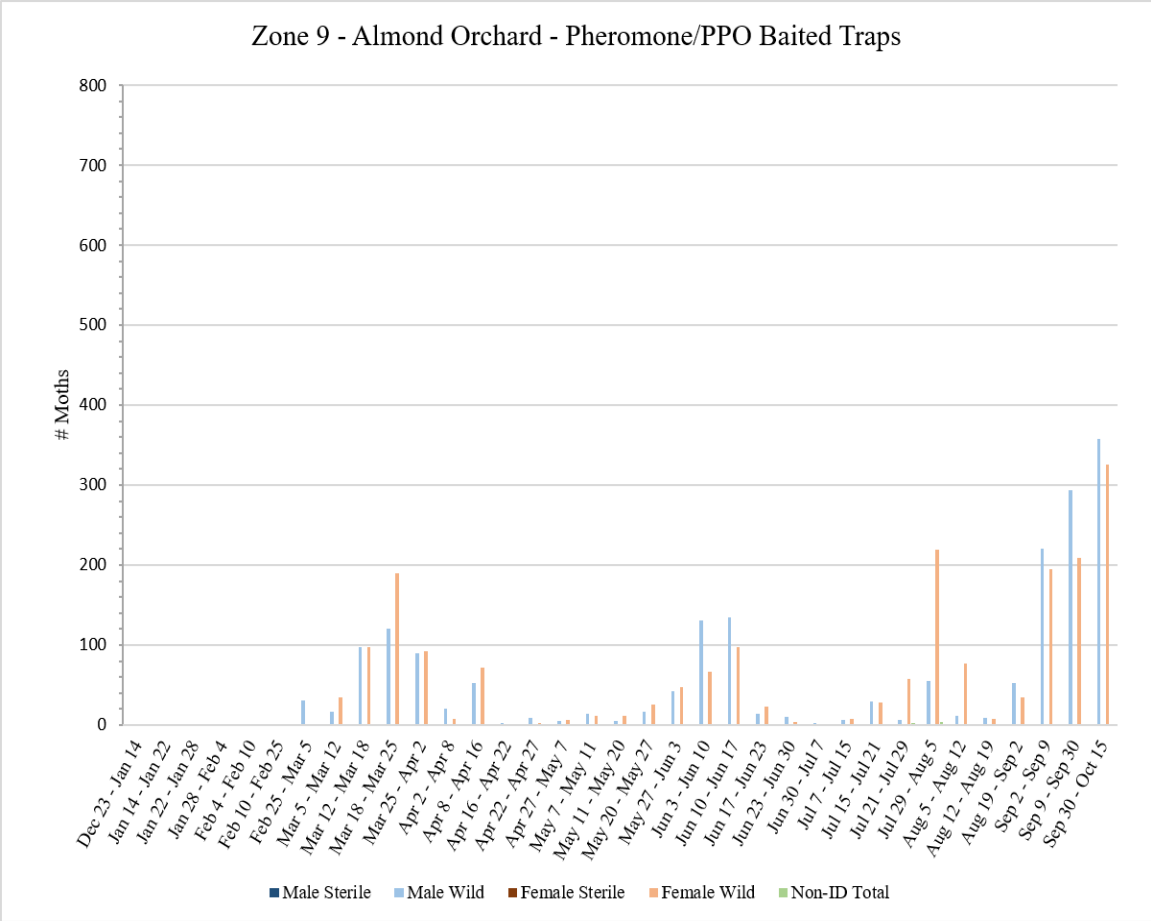

Zone 10 – Almond Orchard

No traps were collected from Zone 10 during the week of October 2 due to staffing issues.

A total of **9** pheromone/PPO lure-baited traps were collected from Zone 10 on Wednesday, October 7.

A total of **9** pheromone/PPO lure-baited traps were collected from Zone 10 on Monday, October 12.

Zone 10 - Almond								
Pheromone/PPO Lure Baited Traps								
Dates Traps in Field	# of Releases During Trap Period	Male Sterile	Male Wild	Male Total	Female Sterile	Female Wild	Female Total	Non-ID Total
[1]Dec 23 – Jan 13	0	0	0	0	0	0	0	0
Jan 13 – Jan 22	0	0	0	0	0	0	0	0
[2]Jan 22 – Jan 27	0	0	0	0	0	0	0	0
Jan 27 – Feb 3	0	0	0	0	0	0	0	0
Feb 3 - Feb 9	0	0	0	0	0	0	0	0
[3]Feb 9 - Feb 25	0	0	0	0	0	0	0	0
Feb 25 - Mar 3	0	0	3	3	0	0	0	0
Mar 3 - Mar 11	0	0	6	6	0	1	1	0
Mar 11 – Mar 18	0	0	190	190	0	35	35	0
Mar 18 – Mar 25	0	0	166	166	0	30	30	0
Mar 25 – Apr 1	0	0	137	137	0	38	38	0
Apr 1 – Apr 7	5	0	38	38	0	34	34	0
Apr 7 – Apr 15	8	1	65	66	1	31	32	0
Apr 15 – Apr 23	8	0	32	32	0	6	6	0
Apr 23 – Apr 27	3	0	10	10	0	1	1	0
Apr 27 – May 7	10	3	42	45	0	16	16	0
May 7 – May 12	5	0	40	40	2	24	26	0
May 12 – May 18	6	0	14	14	3	11	14	0
[4]May 18 – Jun 1	10	0	14	14	0	8	8	0
Jun 1 – Jun 9	8	10	3	13	0	11	11	0
Jun 9 – Jun 15	6	0	13	13	0	11	11	0
Jun 15 – Jun 24	9	1	7	8	0	13	13	0
Jun 24 – Jun 30	6	0	7	7	0	4	4	0
Jun 30 – Jul 7	7	0	22	22	0	1	1	0
Jul 7 - Jul 14	7	0	22	22	0	15	15	0
Jul 14 - Jul 21	7	0	17	17	1	14	15	0
Jul 21 – Jul 27	6	0	7	7	0	38	38	0
Jul 27 – Aug 4	6	7	582	589	0	42	42	0
Aug 4 – Aug 11	0	0	143	143	0	199	199	0
Aug 11 – Aug 19	0	0	272	272	0	200	200	0
Aug 19 – Aug 24	0	0	152	152	0	143	143	0
Aug 24 – Sep 1	0	0	175	175	0	130	130	1
[5]Sep 1 – Sep 15	0	0	265	265	0	263	263	0
Sep 15 - Sep 21	0	0	452	452	0	275	275	0
[6]Sep 21 - Oct 7	**0**	**0**	**571**	**571**	**0**	**346**	**346**	**0**
Oct 7 - Oct 12	**0**	**0**	**184**	**184**	**0**	**186**	**186**	**0**

[1]No traps were serviced in Zone 10 during the weeks of January 2 and January 9 due to excessive rain and muddy conditions preventing access
[2]Trap numbers 3, 4, 5, 8, and 9 not serviced in Zone 10 during the week of January 30 due to pesticide applications on site
[3]No traps were serviced in Zone 10 during the week of February 20 due to excessive rain and muddy conditions preventing access
[4]No traps were serviced in Zone 10 during the week of May 29 due to staffing issues
[5]No traps were serviced in Zone 10 during the week of September 11 due to staffing issues
[6]No traps were serviced in Zone 10 during the week of October 2 due to staffing issues

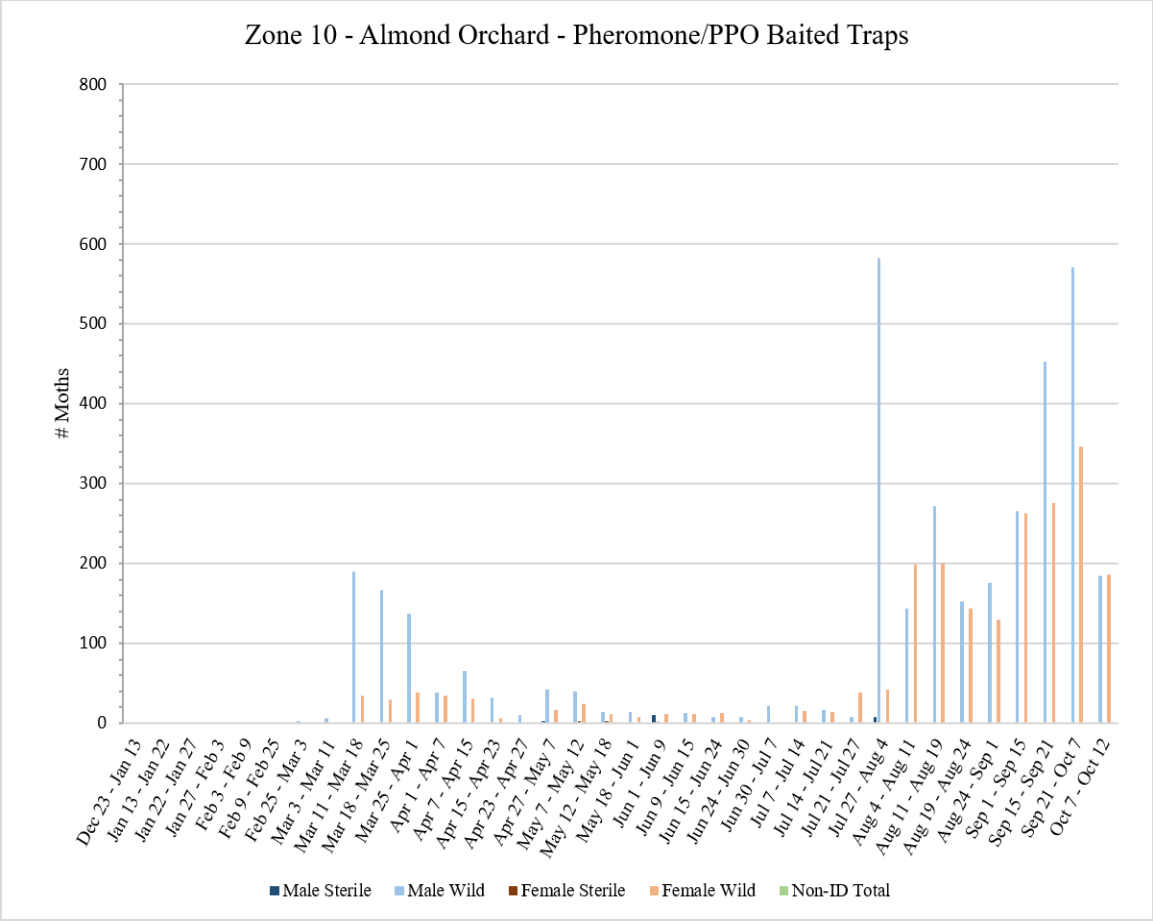

Zone 11 – Almond Orchard

A total of **9** pheromone/PPO lure-baited traps were collected from Zone 11 on Monday, September 28.

No traps were collected from Zone 11 during the week of October 9 due to staffing issues.

A total of **9** pheromone/PPO lure-baited traps were collected from Zone 11 on Tuesday, October 13.

Zone 11 - Almond								
Pheromone/PPO Lure Baited Traps								
Dates Traps in Field	# of Releases During Trap Period	Male Sterile	Male Wild	Male Total	Female Sterile	Female Wild	Female Total	Non-ID Total
[1]Dec 22 – Jan 12	0	0	0	0	0	0	0	0
Jan 12 – Jan 20	0	0	0	0	0	0	0	0
Jan 20 – Jan 26	0	0	0	0	0	0	0	0
Jan 26 – Feb 2	0	0	0	0	0	0	0	0
Feb 2 - Feb 9	0	0	0	0	0	0	0	0
[2]Feb 9 - Feb 24	0	0	0	0	0	0	0	0
Feb 24 - Mar 3	0	0	29	29	0	3	3	0
Mar 3 - Mar 10	0	0	12	12	0	3	3	0
Mar 10 – Mar 17	0	0	119	119	0	21	21	0
Mar 17 – Mar 23	0	0	161	161	0	52	52	0
Mar 23 – Mar 30	0	0	55	55	0	77	77	0
Mar 30 – Apr 7	5	0	46	46	0	32	32	0
Apr 7 – Apr 15	8	0	47	47	0	33	33	0
Apr 15 – Apr 21	5	2	12	14	0	21	21	0
Apr 21 – Apr 28	6	0	60	60	1	38	39	0
Apr 28 – May 4	6	0	83	83	0	29	29	0
May 4 – May 13	9	0	44	44	0	32	32	0
May 13 – May 18	5	0	11	11	0	1	1	0
May 18 – May 26	7	4	21	25	6	13	19	0
May 26 – Jun 1	5	0	2	2	1	3	4	0
Jun 1 – Jun 8	7	0	15	15	0	33	33	0
Jun 8 – Jun 16	8	0	24	24	0	40	40	0
Jun 16 – Jun 22	6	1	59	60	0	37	37	0
Jun 22 – Jun 29	7	0	9	9	0	6	6	0
Jun 29 – Jul 8	9	1	26	27	0	4	4	0
Jul 8 – Jul 13	5	0	6	6	0	2	2	0
Jul 13 – Jul 20	7	0	20	20	0	12	12	1
Jul 20 – Jul 27	7	4	29	33	1	25	26	0
Jul 27 – Aug 3	6	0	132	132	0	81	81	0
Aug 3 – Aug 10	0	0	8	8	0	56	56	1
Aug 10 – Aug 17	0	0	27	27	0	16	16	0
[3]Aug 17 – Sep 1	0	0	81	81	0	76	76	0
Sep 1 – Sep 8	0	0	292	292	0	87	87	0
Sep 8 - Sep 14	0	0	230	230	0	190	190	0
[4]Sep 14 - Sep 28	**0**	**0**	**107**	**107**	**0**	**123**	**123**	**0**
[5]Sep 28 - Oct 13	**0**	**0**	**140**	**140**	**0**	**123**	**123**	**0**

[1]No traps were serviced in Zone 11 during the weeks of January 2 and January 9 due to excessive rain and muddy conditions preventing access
[2]No traps were serviced in Zone 11 during the week of February 20 due to excessive rain and muddy conditions preventing access
[3]No traps were serviced in Zone 11 during the week of August 28 due to staffing issues
[4]No traps were serviced in Zone 11 during the week of September 25 due to staffing issues
[5]No traps were serviced in Zone 11 during the week of October 9 due to staffing issues

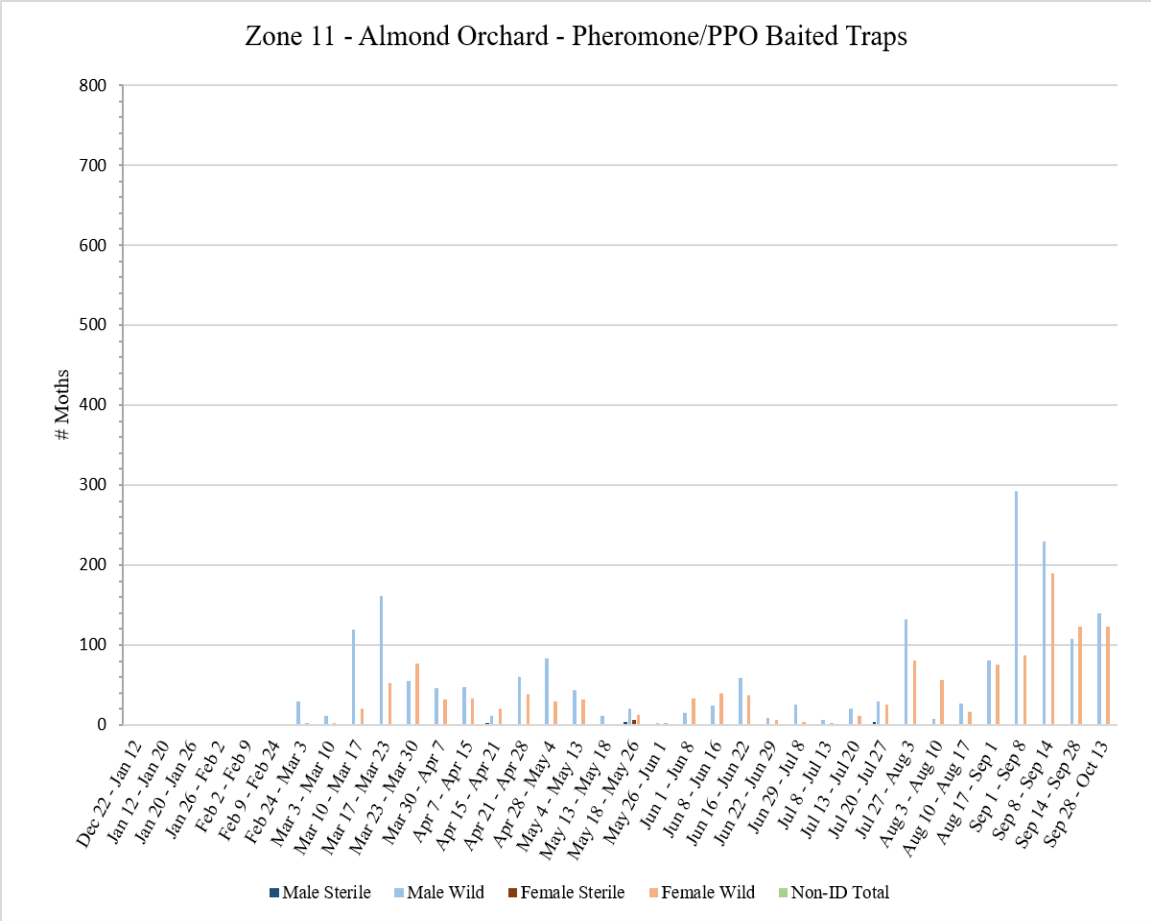

Zone 12 – Almond Orchard

No traps were collected from Zone 12 during the week of October 2 due to staffing issues.

A total of **9** pheromone/PPO lure-baited traps were collected from Zone 12 on Monday, October 5.

No traps were collected from Zone 12 during the week of October 16 due to staffing issues.

Zone 12 - Almond								
Pheromone/PPO Lure Baited Traps								
Dates Traps in Field	# of Releases During Trap Period	Male Sterile	Male Wild	Male Total	Female Sterile	Female Wild	Female Total	Non-ID Total
[1]Dec 23 – Jan 12	0	0	0	0	0	0	0	0
Jan 12 – Jan 20	0	0	0	0	0	0	0	0
Jan 20 – Jan 27	0	0	0	0	0	0	0	0
Jan 27 – Feb 2	0	0	0	0	0	0	0	0
Feb 2 - Feb 9	0	0	0	0	0	0	0	0
[2]Feb 9 - Feb 26	0	0	0	0	0	0	0	0
Feb 26 - Mar 4	0	0	0	0	0	0	0	0
Mar 4 - Mar 12	0	0	1	1	0	1	1	0
Mar 12 – Mar 17	0	0	29	29	0	9	9	0
Mar 17 – Mar 24	0	0	78	78	0	49	49	0
Mar 24 – Apr 2	0	0	33	33	0	42	42	0
Apr 2 – Apr 7	0	0	13	13	0	12	12	0
Apr 7 – Apr 15	0	0	37	37	0	48	48	0
Apr 15 – Apr 23	0	0	20	20	0	21	21	0
Apr 23 – Apr 27	0	0	3	3	0	3	3	0
Apr 27 – May 6	0	0	7	7	0	3	3	0
May 6 – May 11	0	0	28	28	0	7	7	0
May 11 – May 19	0	0	6	6	0	9	9	0
[3]May 19 – Jun 1	0	0	8	8	0	8	8	0
Jun 1 – Jun 8	0	0	15	15	0	11	11	0
Jun 8 – Jun 18	0	0	73	73	0	49	49	0
Jun 18 – Jun 23	0	0	10	10	0	5	5	0
Jun 23 – Jun 29	0	0	3	3	0	5	5	0
Jun 29 – Jul 6	0	0	28	28	0	6	6	0
Jul 6 – Jul 15	0	0	12	12	0	6	6	0
Jul 15 – Jul 22	0	0	35	35	0	25	25	0
Jul 22 – Jul 28	0	0	14	14	0	135	135	0
Jul 28 – Aug 5	0	0	42	42	0	188	188	4
Aug 5 – Aug 10	0	0	16	16	0	73	73	2
Aug 10 – Aug 17	0	0	159	159	0	143	143	0
[4]Aug 17 – Sep 1	0	0	135	135	0	142	142	0
[5]Sep 1 – Sep 14	0	0	385	385	0	309	309	0
Sep 14 - Sep 22	0	0	167	167	0	90	90	0
[6]Sep 22 - Oct 5	**0**	**0**	**393**	**393**	**0**	**320**	**320**	**0**
[7]Oct 5 -								
[1]No traps were serviced in Zone 12 during the weeks of January 2 and January 9 due to excessive rain and								

muddy conditions preventing access
[2]No traps were serviced in Zone 12 during the week of February 20 due to excessive rain and muddy conditions preventing access
[3]No traps were serviced in Zone 12 during the week of May 29 due to staffing issues
[4]No traps were serviced in Zone 12 during the week of August 28 due to staffing issues
[5]No traps were serviced in Zone 12 during the week of September 11 due to staffing issues
[6]No traps were serviced in Zone 12 during the week of October 2 due to staffing issues
[7]No traps were serviced in Zone 12 during the week of October 16 due to staffing issues

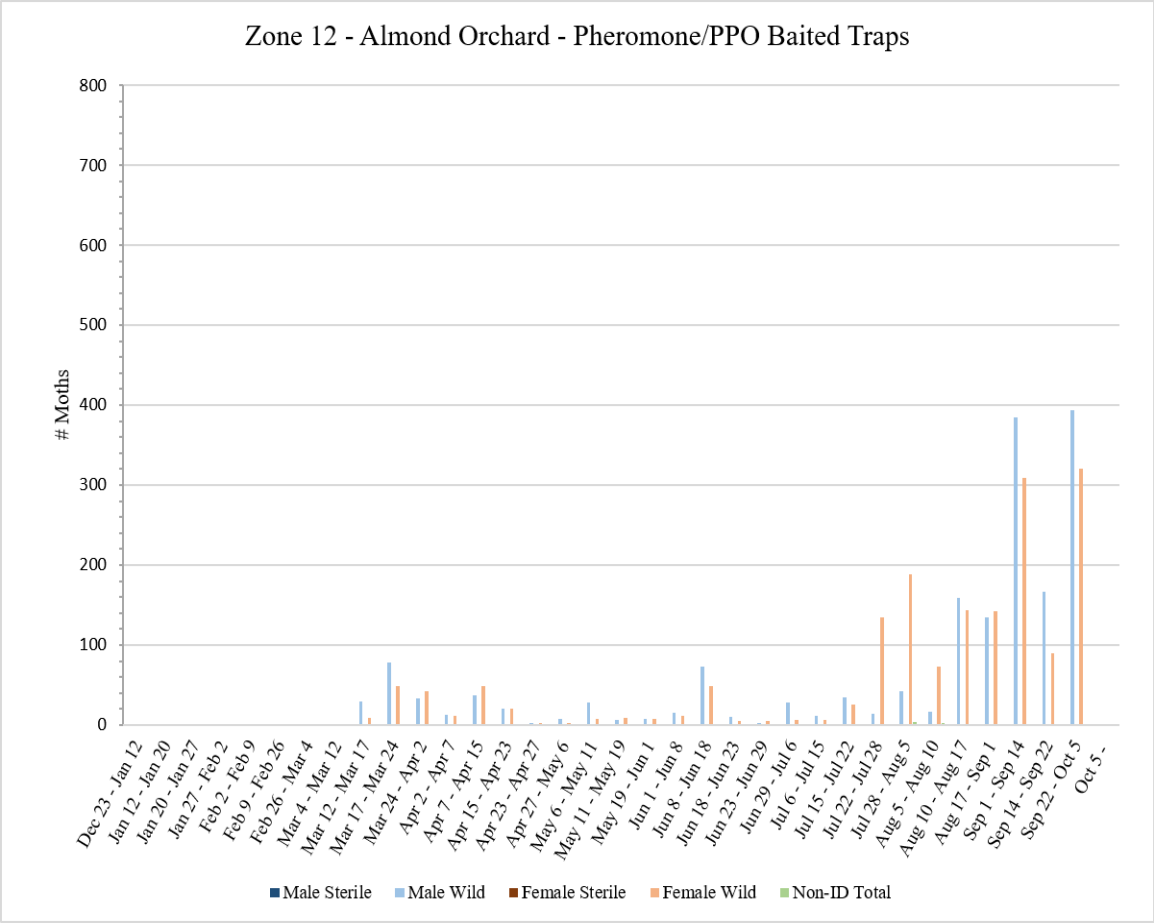

Zone 13 – Almond Orchard

No traps were collected from Zone 13 during the week of October 2 due to staffing issues.

A total of **8** pheromone/PPO lure-baited traps were collected from Zone 13 on Wednesday, October 7. Trap number 5 was missing.

No traps were collected from Zone 13 during the week of October 16 due to staffing issues.

Zone 13 - Almond								
Pheromone/PPO Lure Baited Traps								
Dates Traps in Field	# of Releases During Trap Period	Male Sterile	Male Wild	Male Total	Female Sterile	Female Wild	Female Total	Non-ID Total
[1]Dec 23 – Jan 14	0	0	0	0	0	0	0	0
[2]Jan 14 – Feb 4	0	0	0	0	0	0	0	0
[3]Feb 4 - Feb 25	0	0	1	1	0	0	0	0
Feb 25 - Mar 4	0	0	0	0	0	2	2	0
Mar 4 - Mar 10	0	0	12	12	0	2	2	0
Mar 10 – Mar 18	0	0	100	100	0	15	15	0
Mar 18 – Mar 24	0	0	160	160	0	24	24	0
Mar 24 – Apr 2	1	0	79	79	0	53	53	0
Apr 2 – Apr 8	6	0	21	21	0	22	22	0
Apr 8 – Apr 16	8	0	31	31	0	32	32	0
[4]Apr 16 – Apr 29	11	2	20	22	0	19	19	0
Apr 29 – May 6	7	0	14	14	0	5	5	0
May 6 – May 13	7	3	10	13	0	12	12	0
May 13 – May 20	6	0	3	3	0	1	1	0
May 20 – May 27	5	0	10	10	0	9	9	0
May 27 – Jun 2	6	1	14	15	0	21	21	0
Jun 2 – Jun 10	9	2	34	36	2	66	68	0
Jun 10 – Jun 17	7	15	183	198	9	127	136	0
Jun 17 – Jun 22	5	6	95	101	2	59	61	0
Jun 22 – Jul 1	9	0	28	28	0	49	49	0
Jul 1 – Jul 7	6	1	46	47	3	25	28	0
Jul 7 – Jul 13	6	2	35	37	0	8	8	0
[5]Jul 13 – Jul 30	16	1	81	82	0	121	121	1
Jul 30 – Aug 6	3	0	49	49	0	301	301	5
Aug 6 – Aug 12	0	0	82	82	0	62	62	0
Aug 12 – Aug 19	0	0	104	104	0	84	84	0
Aug 19 – Aug 25	0	0	82	82	0	226	226	0
[6]Aug 25 - Sep 16	0	0	191	191	0	115	115	0
Sep 16 - Sep 23	0	0	226	226	0	203	203	0
[7]Sep 23 - Oct 7	**0**	**0**	**150**	**150**	**0**	**183**	**183**	**0**
[8]Oct 7 -								
[1]No traps were serviced in Zone 13 during the weeks of January 2 and January 9 due to excessive rain and muddy conditions preventing access								
[2]No traps were serviced in Zone 13 during the weeks of January 23 and January 30 due to pesticide applications on site								

[3]No traps were serviced in Zone 13 during the week of February 13 due to pesticide applications on site; no traps were serviced in Zone 13 during the week of February 20 due to excessive rain and muddy conditions preventing access
[4]No traps were serviced in Zone 13 during the week of April 24 due to staffing issues
[5]No traps were serviced in Zone 13 during the week of July 24 due to pesticide applications on site
[6]No traps were serviced in Zone 13 during the weeks of September 4 and September 11 due to staffing issues
[7]No traps were serviced in Zone 13 during the week of October 2 due to staffing issues
[8]No traps were serviced in Zone 13 during the week of October 16 due to staffing issues

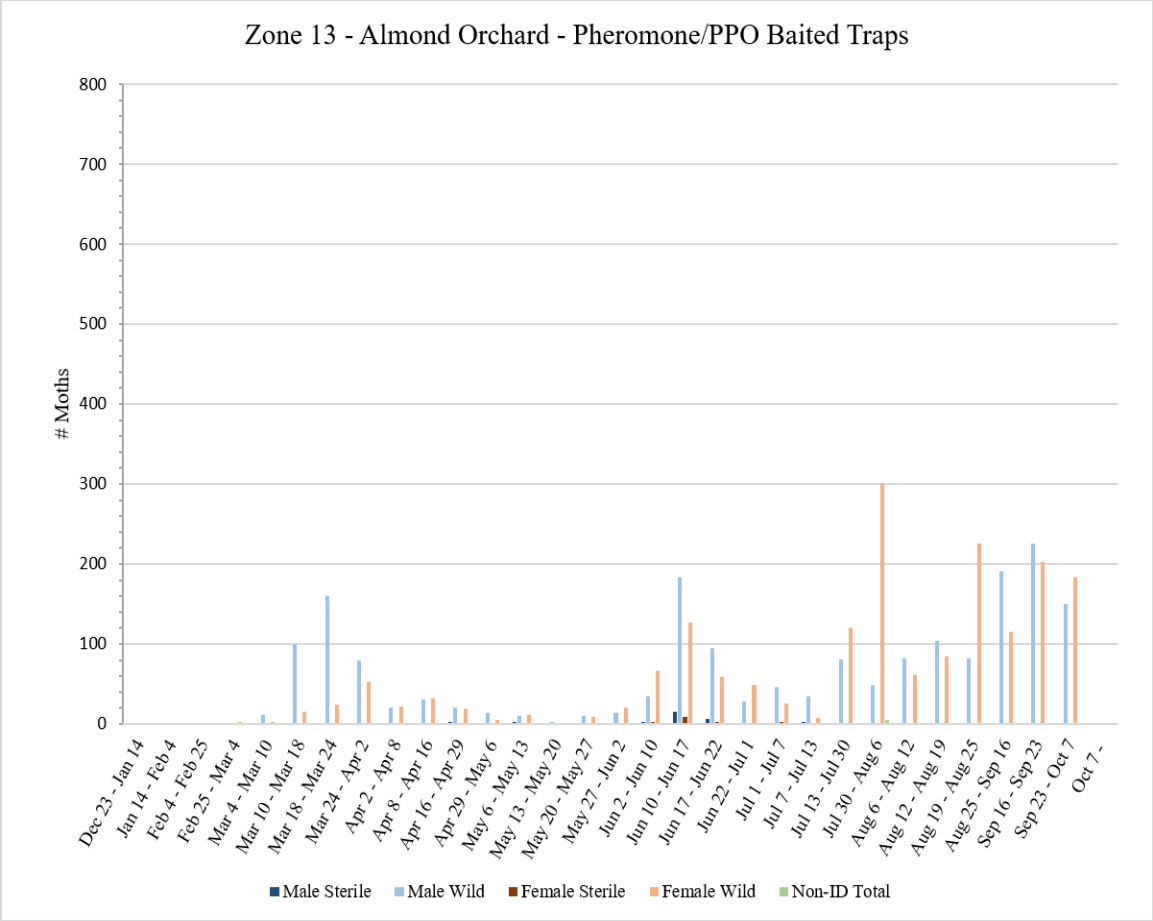

Zone 14 – Almond Orchard

No traps were collected from Zone 14 during the week of October 2 due to staffing issues.

A total of **8** pheromone/PPO lure-baited traps were collected from Zone 14 on Thursday, October 8. Trap number 6 was missing.

No traps were collected from Zone 14 during the week of October 16 due to staffing issues.

Zone 14 – Almond								
Pheromone/PPO Lure Baited Traps								
Dates Traps in Field	# of Releases During Trap Period	Male Sterile	Male Wild	Male Total	Female Sterile	Female Wild	Female Total	Non-ID Total
[1]Dec 23 – Feb 4	0	0	0	0	0	0	0	0
[2]Feb 4 - Feb 25	0	0	0	0	0	0	0	0
[3]Feb 25 - Mar 10	0	0	0	0	0	0	0	0
[4]Mar 10 – Mar 18	0	0	57	57	0	10	10	0
Mar 18 – Mar 24	0	0	118	118	0	18	18	0
Mar 24 – Apr 2	0	0	70	70	0	34	34	0
Apr 2 – Apr 9	0	0	9	9	0	4	4	0
Apr 9 – Apr 16	0	0	18	18	0	21	21	0
[5]Apr 16 – Apr 29	0	0	55	55	0	31	31	0
Apr 29 – May 7	0	0	15	15	0	9	9	0
May 7 – May 13	0	0	3	3	0	5	5	0
May 13 – May 20	0	0	4	4	0	0	0	0
May 20 – May 27	0	0	3	3	0	5	5	1
May 27 – Jun 2	0	0	2	2	0	10	10	0
Jun 2 – Jun 10	0	0	15	15	0	33	33	0
Jun 10 – Jun 18	0	0	144	144	0	106	106	0
Jun 18 – Jun 22	0	0	93	93	0	61	61	0
Jun 22 – Jul 1	0	0	19	19	0	28	28	0
Jul 1 – Jul 8	0	0	51	51	0	36	36	0
Jul 8 – Jul 13	0	0	4	4	0	2	2	0
Jul 13 – Jul 21	0	0	6	6	0	4	4	0
Jul 21 – Jul 30	0	0	45	45	0	39	39	0
Jul 30 – Aug 5	0	0	10	10	0	73	73	5
Aug 5 – Aug 11	0	0	86	86	0	71	71	0
Aug 11 – Aug 19	0	0	161	161	0	134	134	0
Aug 19 – Aug 25	0	0	95	95	0	83	83	0
[6]Aug 25 – Sep 10	0	0	174	174	0	133	133	0
Sep 10 - Sep 15	0	0	191	191	0	201	201	1
Sep 15 - Sep 23	0	0	160	160	0	166	166	0
[7]Sep 23 - Oct 8	**0**	**0**	**207**	**207**	**0**	**158**	**158**	**0**
[8]Oct 8 -								

[1]No traps were serviced in Zone 14 during the weeks of January 2 and January 9 due to excessive rain and muddy conditions preventing access; no traps were serviced in Zone 14 during the week of January 16 due to dense fog preventing safe travel to trap sites; no traps were serviced in Zone 14 during the weeks of January 23 and January 30 due to pesticide applications on site

[2]No traps were serviced in Zone 14 during the week of February 13 due to pesticide applications on site; no traps were serviced in Zone 14 during the week of February 20 due to excessive rain and muddy conditions preventing access
[3]No traps were serviced in Zone 14 during the week of March 6 due to pesticide applications on site
[4]Trap number 2 not serviced in Zone 14 during the week of March 20 due to farm equipment preventing access
[5]No traps were serviced in Zone 14 during the week of April 24 due to staffing issues
[6]No traps were serviced in Zone 14 during the week of September 4 due to staffing issues
[7]No traps were serviced in Zone 14 during the week of October 2 due to staffing issues
[8]No traps were serviced in Zone 14 during the week of October 16 due to staffing issues

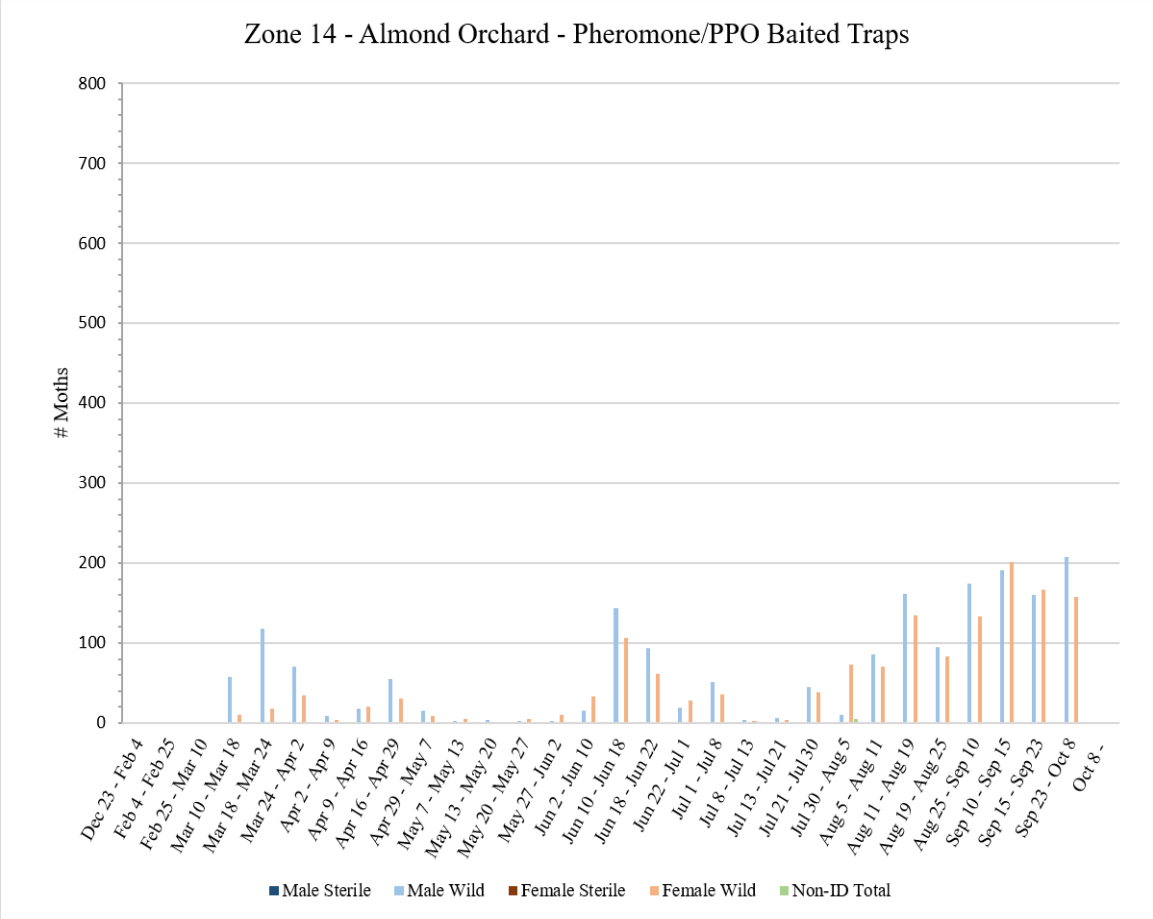

Zone 15 – Almond Orchard

A total of **9** pheromone/PPO lure-baited traps were collected from Zone 15 on Monday, September 28.

No traps were collected from Zone 15 during the week of October 9 due to staffing issues.

A total of **9** pheromone/PPO lure-baited traps were collected from Zone 15 on Tuesday, October 13.

Zone 15 - Almond								
Pheromone/PPO Lure Baited Traps								
Dates Traps in Field	# of Releases During Trap Period	Male Sterile	Male Wild	Male Total	Female Sterile	Female Wild	Female Total	Non-ID Total
[1]Dec 23 – Jan 12	0	0	0	0	0	0	0	0
Jan 12 – Jan 20	0	0	0	0	0	0	0	0
Jan 20 – Jan 26	0	0	0	0	0	0	0	0
Jan 26 – Feb 2	0	0	0	0	0	0	0	0
Feb 2 - Feb 9	0	0	0	0	0	0	0	0
[2]Feb 9 - Feb 23	0	0	0	0	0	0	0	0
Feb 23 - Mar 2	0	0	3	3	0	1	1	0
Mar 2 - Mar 9	0	0	4	4	0	1	1	0
Mar 9 – Mar 16	0	0	67	67	0	34	34	0
Mar 16 – Mar 24	0	0	122	122	0	57	57	1
[3]Mar 24 – Apr 1	0	0	20	20	0	18	18	0
Apr 1 – Apr 6	4	0	56	56	0	58	58	0
Apr 6 – Apr 13	7	0	33	33	0	22	22	0
Apr 13 – Apr 20	7	0	27	27	0	8	8	0
Apr 20 – Apr 27	6	0	21	21	0	29	29	0
Apr 27 – May 4	7	0	40	40	0	43	43	0
May 4 – May 12	8	0	30	30	0	26	26	0
May 12 – May 18	6	1	12	13	0	19	19	0
May 18 – May 26	6	0	30	30	0	14	14	0
May 26 – Jun 1	5	0	11	11	0	25	25	0
Jun 1 – Jun 8	7	0	49	49	1	130	131	0
Jun 8 – Jun 15	7	1	154	155	0	113	113	0
Jun 15 – Jun 22	7	0	60	60	0	90	90	0
Jun 22 – Jun 29	7	0	167	167	0	127	127	0
Jun 29 – Jul 8	9	1	71	72	1	51	52	0
Jul 8 – Jul 13	5	0	19	19	0	8	8	0
Jul 13 – Jul 20	7	0	60	60	0	51	51	0
Jul 20 – Jul 27	7	0	40	40	0	34	34	0
Jul 27 – Aug 3	6	0	114	114	0	8	8	0
Aug 3 – Aug 10	0	0	51	51	0	44	44	0
Aug 10 – Aug 17	0	0	10	10	0	32	32	0
Aug 17 – Aug 26	0	0	41	41	0	35	35	0
Aug 26 – Aug 31	0	0	34	34	0	19	19	0
Aug 31 – Sep 8	0	0	195	195	0	144	144	0
[4]Sep 8 - Sep 14	0	0	253	253	0	249	249	5
[5]Sep 14 - Sep 28	**0**	**0**	**116**	**116**	**0**	**106**	**106**	**0**
[6]Sep 28 - Oct 13	**0**	**0**	**185**	**185**	**0**	**65**	**65**	**0**

[1]No traps were serviced in Zone 15 during the weeks of January 2 and January 9 due to excessive rain and muddy conditions preventing access								
[2]No traps were serviced in Zone 15 during the week of February 20 due to excessive rain and muddy conditions preventing access								
[3]Only trap numbers 3 and 4 were serviced in Zone 15 during the week of April 3 due to pesticide applications on site								
[4]Trap number 4 not serviced in Zone 15 during the week of September 18 due to farm equipment preventing access								
[5]No traps were serviced in Zone 15 during the week of September 25 due to staffing issues								
[6]No traps were serviced in Zone 15 during the week of October 9 due to staffing issues								

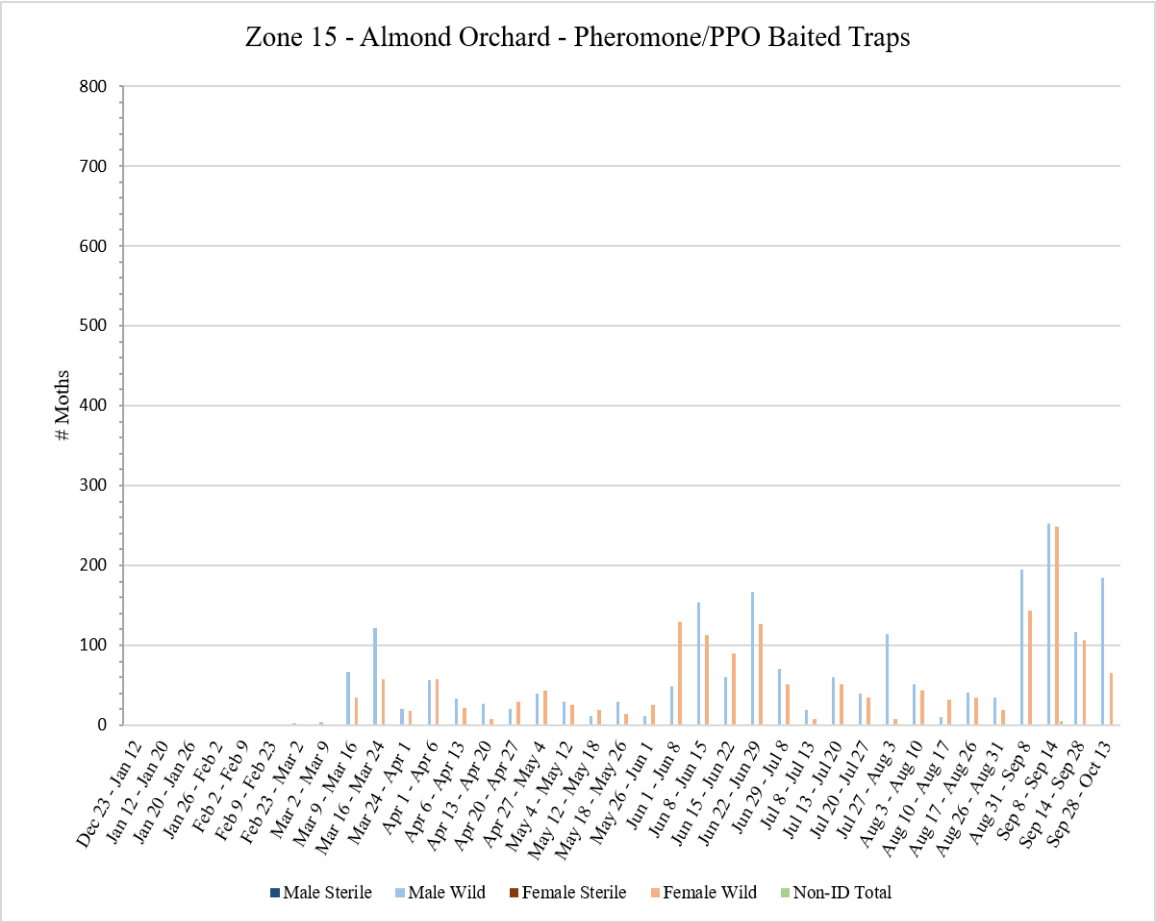

Zone 16 – Almond Orchard

A total of **7** pheromone/PPO lure-baited traps were collected from Zone 16 on Monday, September 28. Trap numbers 3 and 9 were missing.

No traps were collected from Zone 16 during the week of October 9 due to staffing issues.

A total of **9** pheromone/PPO lure-baited traps were collected from Zone 16 on Tuesday, October 13.

Zone 16 - Almond								
Pheromone/PPO Lure Baited Traps								
Dates Traps in Field	# of Releases During Trap Period	Male Sterile	Male Wild	Male Total	Female Sterile	Female Wild	Female Total	Non-ID Total
[1]Dec 22 – Jan 12	0	0	0	0	0	0	0	0
Jan 12 – Jan 20	0	0	0	0	0	0	0	0
Jan 20 – Jan 26	0	0	0	0	0	0	0	0
Jan 26 – Feb 2	0	0	0	0	0	0	0	0
Feb 2 - Feb 9	0	0	0	0	0	0	0	0
[2]Feb 9 - Feb 23	0	0	0	0	0	0	0	0
Feb 23 - Mar 2	0	0	0	0	0	1	1	0
Mar 2 - Mar 9	0	0	11	11	0	3	3	0
Mar 9 – Mar 16	0	0	68	68	0	25	25	0
Mar 16 – Mar 24	0	0	82	82	0	63	63	0
Mar 24 – Apr 1	0	0	92	92	0	74	74	0
Apr 1 – Apr 6	0	0	39	39	0	20	20	0
Apr 6 – Apr 13	0	0	41	41	0	25	25	0
Apr 13 – Apr 20	0	0	33	33	0	20	20	0
Apr 20 – Apr 28	0	0	21	21	0	11	11	0
Apr 28 – May 4	0	0	7	7	0	4	4	0
May 4 – May 12	0	0	31	31	0	36	36	0
May 12 - May 18	0	0	5	5	0	1	1	0
May 18 – May 26	0	0	5	5	0	6	6	0
May 26 – Jun 1	0	0	1	1	0	9	9	0
Jun 1 – Jun 8	0	0	21	21	0	46	46	0
Jun 8 – Jun 15	0	0	7	7	0	11	11	0
Jun 15 – Jun 22	0	0	5	5	0	15	15	0
Jun 22 – Jun 29	0	0	3	3	0	5	5	0
Jun 29 – Jul 8	0	0	6	6	0	4	4	0
Jul 8 – Jul 13	0	0	10	10	0	38	38	0
Jul 13 – Jul 20	0	0	84	84	0	58	58	1
Jul 20 – Jul 27	0	0	94	94	0	71	71	0
Jul 27 – Aug 3	0	0	4	4	0	29	29	0
Aug 3 – Aug 10	0	0	16	16	0	14	14	0
Aug 10 – Aug 17	0	0	12	12	0	6	6	0
[3]Aug 17 – Aug 31	0	0	109	109	0	269	269	0
Aug 31 – Sep 8	0	0	231	231	0	184	184	0
Sep 8 - Sep 14	0	0	447	447	0	302	302	1
[4]Sep 14 - Sep 28	**0**	**0**	**322**	**322**	**0**	**141**	**141**	**0**
[5]Sep 28 - Oct 13	**0**	**0**	**397**	**397**	**0**	**297**	**297**	**0**

[1]No traps were serviced in Zone 16 during the weeks of January 2 and January 9 due to excessive rain and muddy conditions preventing access								
[2]No traps were serviced in Zone 16 during the week of February 20 due to excessive rain and muddy conditions preventing access								
[3]No traps were serviced in Zone 16 during the week of August 28 due to staffing issues								
[4]No traps were serviced in Zone 16 during the week of September 25 due to staffing issues								
[5]No traps were serviced in Zone 16 during the week of October 9 due to staffing issues								

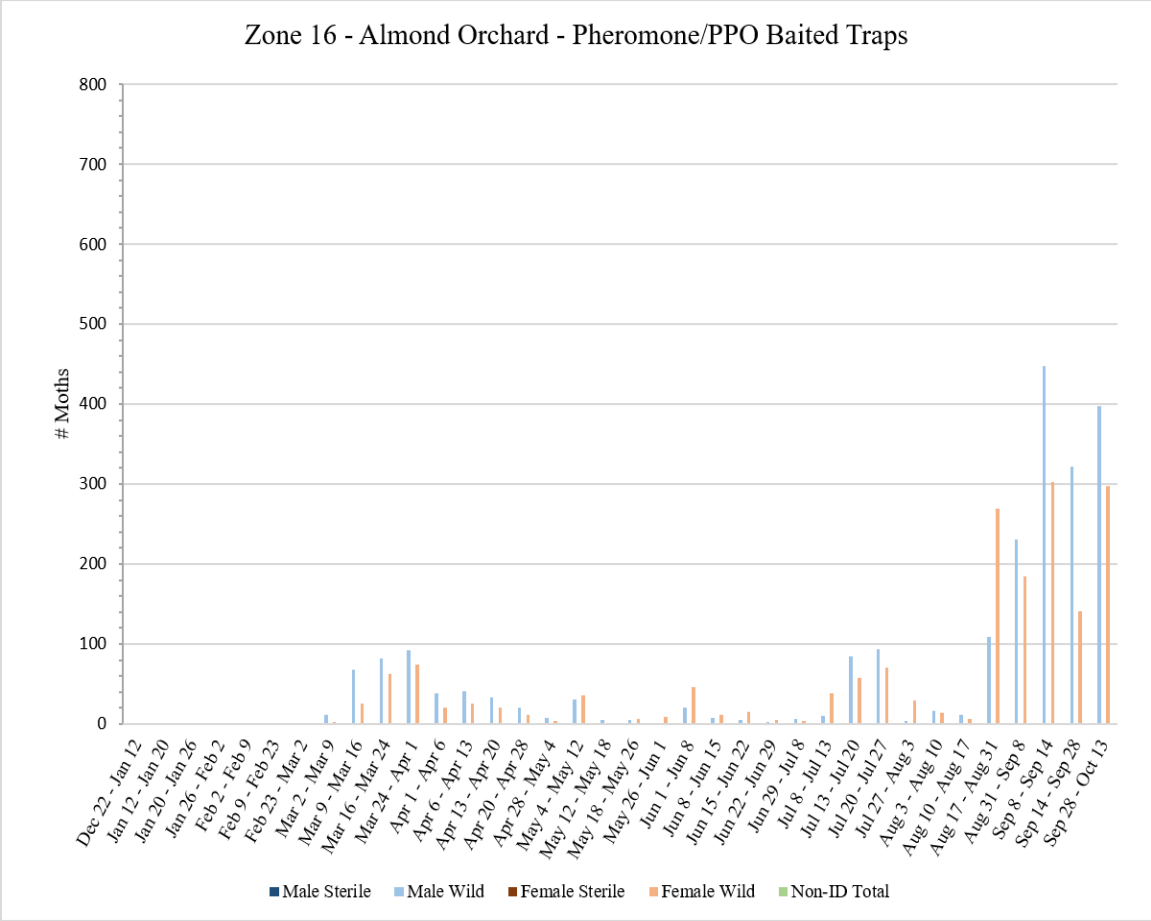

Zone 17 – Almond Orchard

A total of **9** pheromone/PPO lure-baited traps were collected from Zone 17 on Monday, September 28.

No traps were collected from Zone 17 during the week of October 9 due to staffing issues.

A total of **9** pheromone/PPO lure-baited traps were collected from Zone 17 on Wednesday, October 14.

Zone 17 - Almond								
Pheromone/PPO Lure Baited Traps								
Dates Traps in Field	# of Releases During Trap Period	Male Sterile	Male Wild	Male Total	Female Sterile	Female Wild	Female Total	Non-ID Total
[1]Dec 22 – Jan 13	0	0	1	1	0	0	0	0
Jan 13 – Jan 21	0	0	0	0	0	0	0	0
Jan 21 – Jan 26	0	0	0	0	0	0	0	0
Jan 26 – Feb 3	0	0	0	0	0	0	0	0
Feb 3 - Feb 11	0	0	0	0	0	0	0	0
[2]Feb 11 - Feb 24	0	0	2	2	0	0	0	0
Feb 24 - Mar 3	0	0	7	7	0	6	6	0
Mar 3 - Mar 10	0	0	24	24	0	17	17	0
Mar 10 – Mar 17	0	0	154	154	0	56	56	0
Mar 17 – Mar 23	0	0	198	198	0	123	123	0
Mar 23 – Apr 1	0	0	112	112	0	169	169	0
Apr 1 – Apr 6	4	0	36	36	0	36	36	0
Apr 6 – Apr 15	9	0	55	55	0	53	53	0
Apr 15 – Apr 20	5	0	36	36	0	17	17	0
Apr 20 – Apr 28	7	0	35	35	0	22	22	0
Apr 28 – May 5	7	0	69	69	0	99	99	0
May 5 – May 12	7	0	45	45	0	42	42	0
May 12 – May 19	7	0	24	24	0	3	3	0
May 19 – May 26	5	0	12	12	0	22	22	0
May 26 – Jun 2	7	0	35	35	0	23	23	0
Jun 2 – Jun 9	8	3	76	79	0	120	120	0
Jun 9 – Jun 16	7	0	80	80	0	130	130	0
Jun 16 – Jun 23	7	0	43	43	0	56	56	0
Jun 23 – Jun 30	7	0	28	28	0	18	18	0
Jun 30 – Jul 8	8	1	11	12	0	7	7	0
Jul 8 – Jul 13	5	0	32	32	0	42	42	0
Jul 13 – Jul 21	8	1	52	53	0	157	157	0
Jul 21 – Jul 28	7	0	45	45	0	83	83	0
Jul 28 – Aug 4	5	11	267	278	0	130	130	0
Aug 4 – Aug 10	0	0	23	23	0	18	18	0
Aug 10 – Aug 18	0	0	6	6	0	19	19	0
[3]Aug 18 – Sep 1	0	0	81	81	0	166	166	0
Sep 1 – Sep 8	0	0	177	177	0	130	130	0
Sep 8 - Sep 15	0	0	505	505	0	389	389	1
[4]Sep 15 - Sep 28	**0**	**0**	**265**	**265**	**0**	**190**	**190**	**0**
[5]Sep 28 - Oct 14	**0**	**0**	**308**	**308**	**0**	**171**	**171**	**0**

[1]No traps were serviced in Zone 17 during the weeks of January 2 and January 9 due to excessive rain and muddy conditions preventing access
[2]No traps were serviced in Zone 17 during the week of February 20 due to excessive rain and muddy conditions preventing access
[3]No traps were serviced in Zone 17 during the week of August 28 due to staffing issues
[4]No traps were serviced in Zone 17 during the week of September 25 due to staffing issues
[5]No traps were serviced in Zone 17 during the week of October 9 due to staffing issues

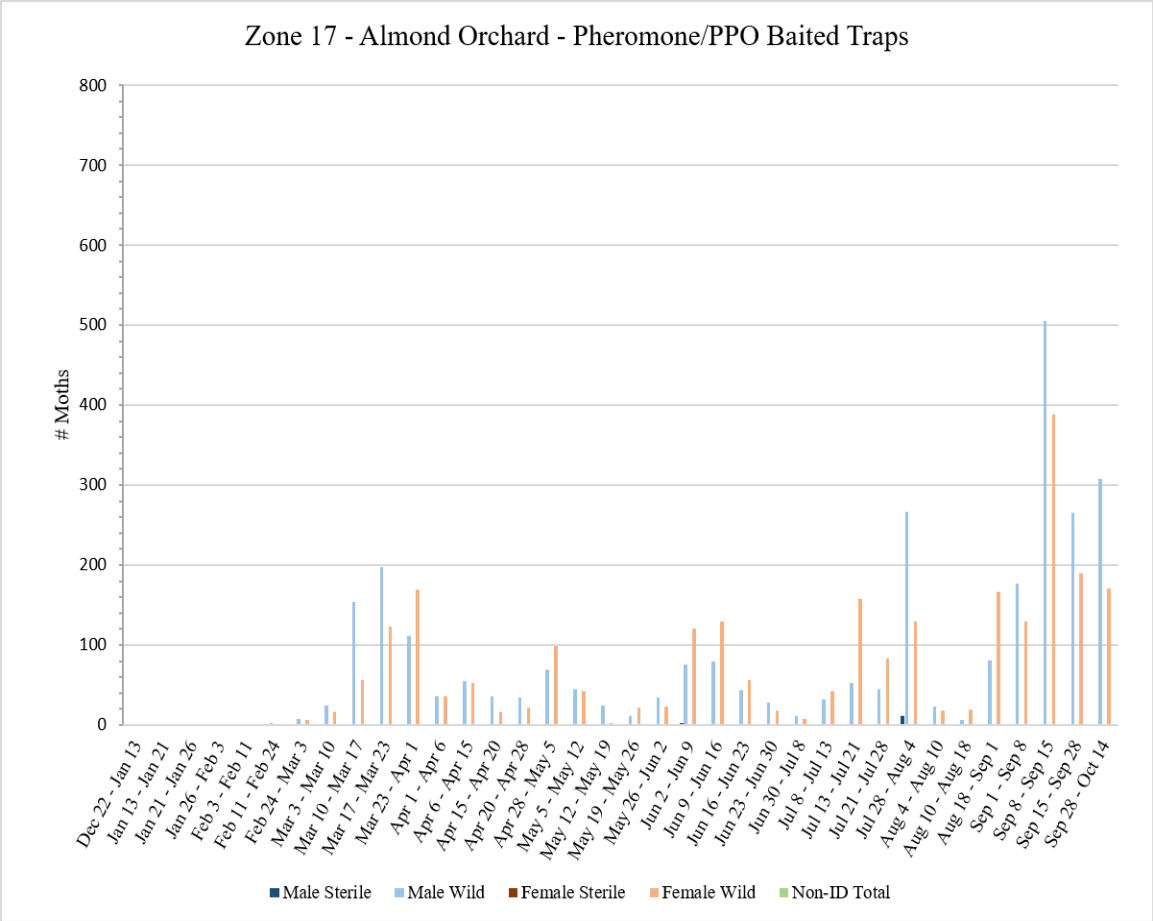

Zone 18 – Almond Orchard

A total of **9** pheromone/PPO lure-baited traps were collected from Zone 18 on Wednesday, September 30.

No traps were collected from Zone 18 during the week of October 9 due to staffing issues.

A total of **9** pheromone/PPO lure-baited traps were collected from Zone 18 on Thursday, October 15.

Zone 18 - Almond								
Pheromone/PPO Lure Baited Traps								
Dates Traps in Field	# of Releases During Trap Period	Male Sterile	Male Wild	Male Total	Female Sterile	Female Wild	Female Total	Non-ID Total
[1]Dec 23 – Jan 14	0	0	0	0	0	0	0	0
Jan 14 – Jan 21	0	0	0	0	0	0	0	0
Jan 21 – Jan 28	0	0	0	0	0	0	0	0
Jan 28 – Feb 3	0	0	0	0	0	0	0	0
Feb 3 - Feb 10	0	0	0	0	0	0	0	0
[2]Feb 10 - Feb 25	0	0	0	0	0	0	0	0
Feb 25 - Mar 5	0	0	36	36	0	0	0	0
Mar 5 - Mar 12	0	0	39	39	0	11	11	0
Mar 12 – Mar 18	0	0	180	180	0	49	49	0
Mar 18 – Mar 25	0	0	186	186	0	134	134	0
Mar 25 – Apr 2	0	0	120	120	0	132	132	0
Apr 2 – Apr 8	0	0	52	52	0	45	45	0
Apr 8 – Apr 14	0	0	75	75	0	48	48	0
Apr 14 – Apr 22	0	0	158	158	0	77	77	0
Apr 22 – Apr 27	0	0	43	43	0	34	34	3
[3]Apr 27 – May 11	0	0	131	131	0	158	158	0
May 11 – May 20	0	0	61	61	0	49	49	0
May 20 – May 27	0	0	74	74	0	53	53	0
May 27 – Jun 3	0	0	38	38	0	57	57	0
Jun 3 – Jun 10	0	0	62	62	0	130	130	0
Jun 10 – Jun 17	0	0	71	71	0	106	106	0
Jun 17 – Jun 23	0	0	83	83	0	88	88	0
[4]Jun 23 – Jul 7	0	0	228	228	0	205	205	0
Jul 7 – Jul 15	0	0	273	273	0	93	93	0
Jul 15 – Jul 21	0	0	203	203	0	185	185	0
Jul 21 – Jul 29	0	0	53	53	0	344	344	6
Jul 29 – Aug 5	0	0	625	625	0	525	525	0
Aug 5 – Aug 12	0	0	319	319	0	275	275	0
Aug 12 – Aug 19	0	0	69	69	0	286	286	1
[5]Aug 19 – Sep 3	0	0	272	272	0	249	249	0
Sep 3 – Sep 10	0	0	336	336	0	263	263	0
[6]Sep 10 - Sep 30	**0**	**0**	**595**	**595**	**0**	**159**	**159**	**0**
[7]Sep 30 - Oct 15	**0**	**0**	**367**	**367**	**0**	**262**	**262**	**0**
[1]No traps were serviced in Zone 18 during the weeks of January 2 and January 9 due to excessive rain and muddy conditions preventing access								
[2]No traps were serviced in Zone 18 during the week of February 20 due to excessive rain and muddy conditions								

preventing access
[3]No traps were serviced in Zone 18 during the week of May 8 due to pesticide applications on site
[4]No traps were serviced in Zone 18 during the week of July 3 due to pesticide applications on site
[5]No traps were serviced in Zone 18 during the week of August 28 due to staffing issues; trap numbers 5 and 6 not serviced in Zone 18 during the week of September 4 due to farm equipment preventing access
[6]No traps were serviced in Zone 18 during the weeks of September 18 and September 25 due to staffing issues
[7]No traps were serviced in Zone 18 during the week of October 9 due to staffing issues

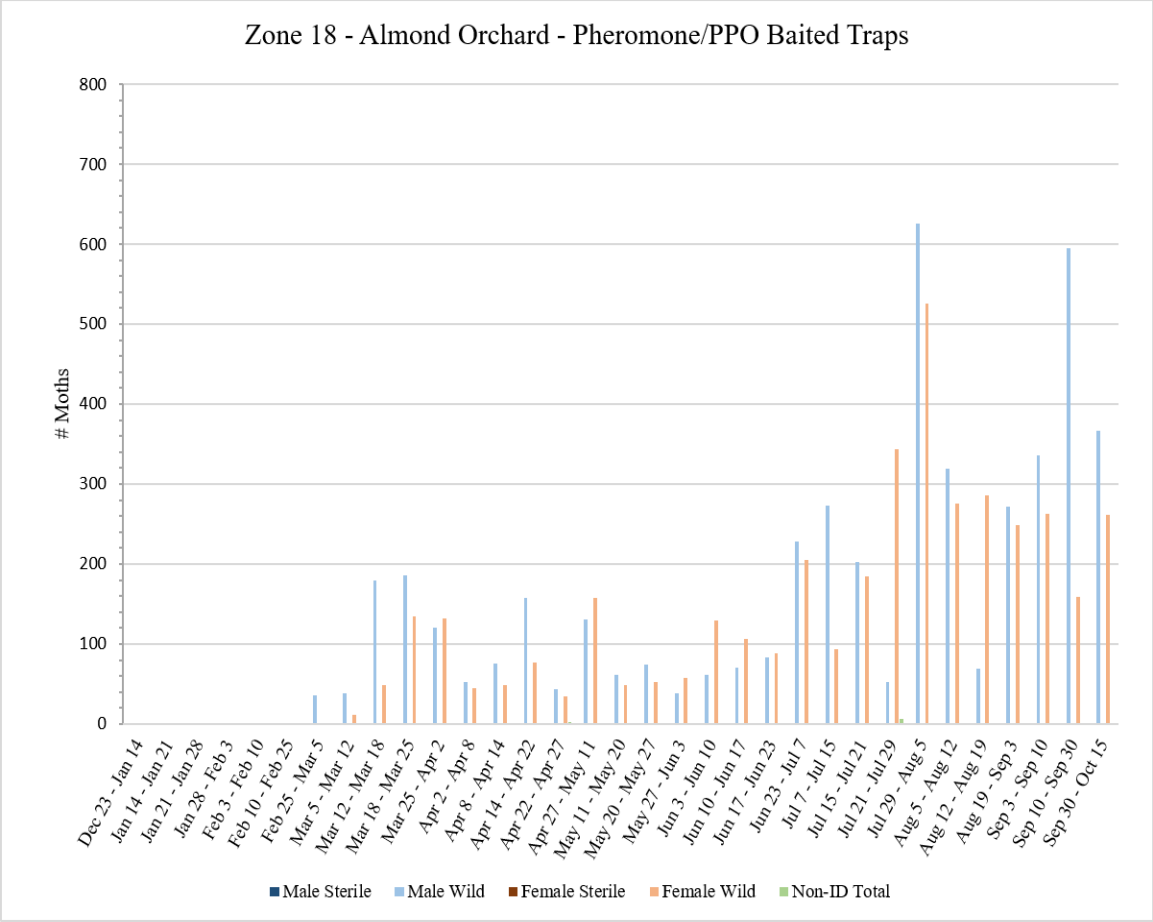

Zone 19 – Almond Orchard

A total of **9** pheromone/PPO lure-baited traps were collected from Zone 19 on Wednesday, September 30.

No traps were collected from Zone 19 during the week of October 9 due to staffing issues.

A total of **9** pheromone/PPO lure-baited traps were collected from Zone 19 on Wednesday, October 14.

Zone 19 - Almond								
Pheromone/PPO Lure Baited Traps								
Dates Traps in Field	# of Releases During Trap Period	Male Sterile	Male Wild	Male Total	Female Sterile	Female Wild	Female Total	Non-ID Total
[1]Dec 22 – Jan 13	0	0	0	0	0	0	0	0
Jan 13 – Jan 21	0	0	0	0	0	0	0	0
Jan 21 – Jan 27	0	0	0	0	0	0	0	0
Jan 27 – Feb 3	0	0	0	0	0	0	0	0
Feb 3 - Feb 11	0	0	1	1	0	0	0	0
[2]Feb 11 - Feb 24	0	0	2	2	0	0	0	0
Feb 24 - Mar 3	0	0	17	17	0	6	6	0
Mar 3 - Mar 11	0	0	45	45	0	28	28	0
Mar 11 – Mar 17	0	0	149	149	0	95	95	0
Mar 17 – Mar 23	0	0	130	130	0	210	210	0
Mar 23 – Apr 1	0	0	114	114	0	228	228	0
Apr 1 – Apr 6	0	0	16	16	0	15	15	0
Apr 6 – Apr 13	0	0	41	41	0	71	71	0
Apr 13 – Apr 20	0	0	50	50	0	40	40	0
Apr 20 – Apr 28	0	0	28	28	0	44	44	0
Apr 28 – May 5	0	0	60	60	0	113	113	0
May 5 – May 13	0	0	18	18	0	46	46	0
May 13 – May 19	0	0	20	20	0	5	5	0
May 19 – May 27	0	0	23	23	0	35	35	0
May 27 – Jun 2	0	0	14	14	0	9	9	0
Jun 2 – Jun 9	0	0	59	59	0	38	38	0
[3]Jun 9 – Jun 23	0	0	162	162	0	121	121	0
Jun 23 – Jun 30	0	0	14	14	0	7	7	0
Jun 30 – Jul 8	0	0	12	12	0	3	3	0
Jul 8 – Jul 14	0	0	32	32	0	23	23	0
Jul 14 – Jul 21	0	0	73	73	0	67	67	0
Jul 21 – Jul 28	0	0	230	230	0	191	191	0
Jul 28 – Aug 4	0	0	29	29	0	237	237	4
Aug 4 – Aug 11	0	0	25	25	0	60	60	2
Aug 11 – Aug 18	0	0	125	125	0	107	107	0
[4]Aug 18 – Aug 31	0	0	121	121	0	101	101	0
Aug 31 – Sep 9	0	0	344	344	0	293	293	0
Sep 9 - Sep 15	0	0	346	346	0	303	303	0
[5]Sep 15 - Sep 30	**0**	**0**	**200**	**200**	**0**	**200**	**200**	**0**
[6]Sep 30 - Oct 14	**0**	**0**	**239**	**239**	**0**	**226**	**226**	**0**
[1]No traps were serviced in Zone 19 during the weeks of January 2 and January 9 due to excessive rain and								

muddy conditions preventing access
[2]No traps were serviced in Zone 19 during the week of February 20 due to excessive rain and muddy conditions preventing access
[3]No traps were serviced in Zone 19 during the week of June 19 due to pesticide applications on site
[4]No traps were serviced in Zone 19 during the week of August 28 due to staffing issues
[5]No traps were serviced in Zone 19 during the week of September 25 due to staffing issues
[6]No traps were serviced in Zone 19 during the week of October 9 due to staffing issues

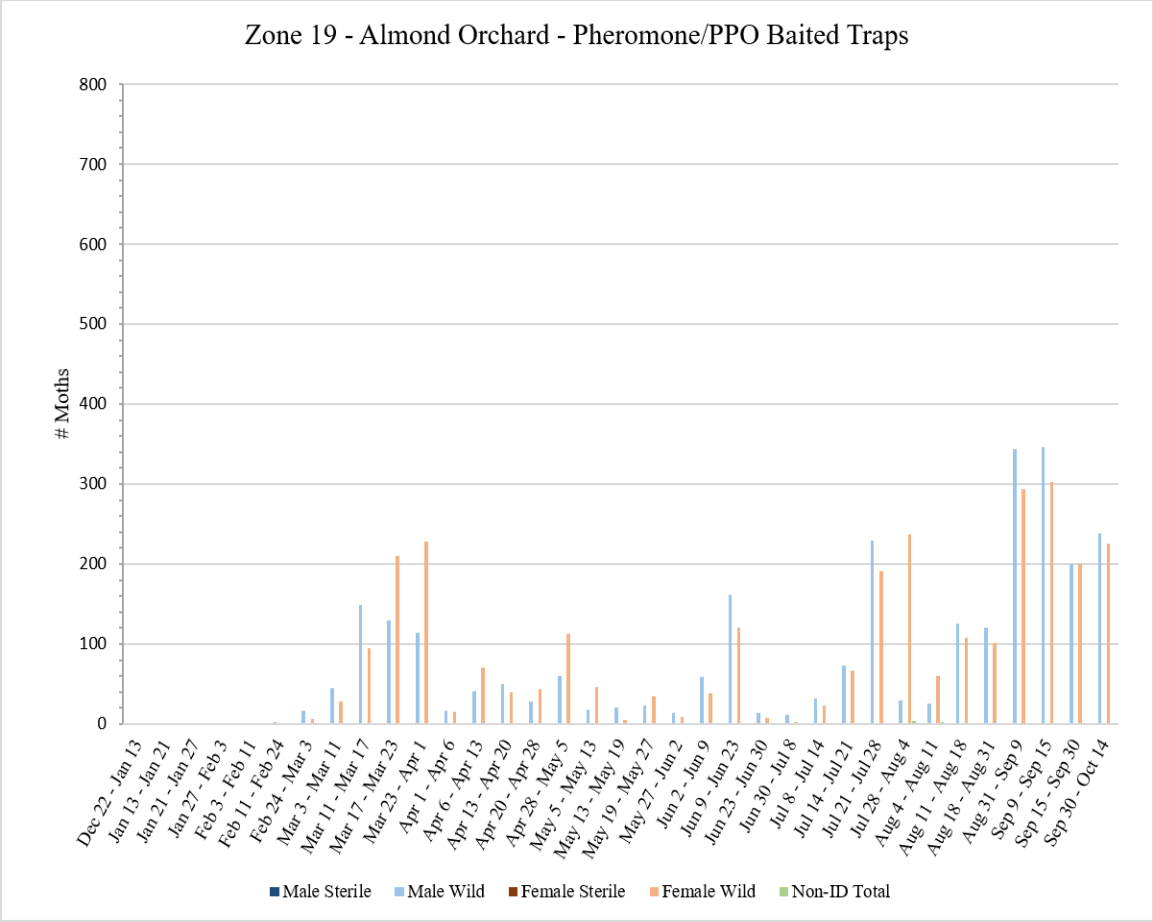

Zone 20 – Almond Orchard

No traps were collected from Zone 20 during the week of October 2 due to staffing issues.

A total of **9** pheromone/PPO lure-baited traps were collected from Zone 20 on Thursday, October 8.

No traps were collected from Zone 20 during the week of October 16 due to staffing issues.

Zone 20 - Almond								
Pheromone/PPO Lure Baited Traps								
Dates Traps in Field	# of Releases During Trap Period	Male Sterile	Male Wild	Male Total	Female Sterile	Female Wild	Female Total	Non-ID Total
[1]Dec 23 – Jan 22	0	0	0	0	0	0	0	0
Jan 22 – Jan 29	0	0	0	0	0	0	0	0
Jan 29 – Feb 3	0	0	0	0	0	0	0	0
Feb 3 - Feb 10	0	0	0	0	0	0	0	0
[2]Feb 10 - Feb 24	0	0	0	0	0	0	0	0
Feb 24 - Mar 5	0	0	0	0	0	0	0	0
Mar 5 - Mar 9	0	0	0	0	0	0	0	0
Mar 9 – Mar 17	0	0	20	20	0	2	2	0
Mar 17 – Mar 25	0	0	32	32	0	38	38	0
Mar 25 – Apr 1	0	0	38	38	0	54	54	0
Apr 1 – Apr 8	6	0	12	12	0	19	19	0
[3]Apr 8 – Apr 23	14	0	8	8	0	17	17	0
Apr 23 – Apr 28	6	0	0	0	0	0	0	0
Apr 28 – May 5	7	0	7	7	0	9	9	0
May 5 – May 12	7	0	7	7	1	15	16	0
May 12 – May 18	6	1	1	2	0	0	0	0
[4]May 18 – Jun 3	13	0	1	1	1	2	3	0
Jun 3 – Jun 8	5	0	9	9	0	8	8	0
Jun 8 – Jun 17	9	0	14	14	0	11	11	0
[5]Jul 17 – Jun 30	12	0	18	18	0	13	13	0
[6]Jun 30 – Jul 14	13	0	8	8	0	5	5	0
Jul 14 – Jul 20	6	0	18	18	0	9	9	0
Jul 20 – Jul 28	8	1	38	39	0	29	29	2
Jul 28 – Aug 4	5	0	11	11	0	85	85	3
Aug 4 – Aug 10	0	0	15	15	0	30	30	2
Aug 10 – Aug 17	0	0	20	20	0	13	13	0
Aug 17 - Aug 25	0	0	40	40	0	87	87	0
Aug 25 - Aug 31	0	0	134	134	0	104	104	0
[7]Aug 31 - Sep 14	0	0	154	154	0	240	240	0
Sep 14 - Sep 22	0	0	252	252	0	354	354	0
[8]Sep 22 - Oct 8	**0**	**0**	**219**	**219**	**0**	**214**	**214**	**0**
[9]Oct 8 -								

[1]No traps were serviced in Zone 20 during the weeks of January 2 and January 9 due to excessive rain and muddy conditions preventing access; no traps were serviced in Zone 20 during the week of January 16 due to pesticide applications on site; trap numbers 4-9 not serviced during the week of January 23 due to pesticide applications on site

[2]No traps were serviced in Zone 20 during the week of February 20 due to excessive rain and muddy conditions preventing access
[3]No traps were serviced in Zone 20 during the week of April 17 due to pesticide applications on site
[4]No traps were serviced in Zone 20 during the week of May 29 due to staffing issues
[5]No traps were serviced in Zone 20 during the week of June 26 due to pesticide applications on site
[6]No traps were serviced in Zone 20 during the week of July 10 due to pesticide applications on site
[7]No traps were serviced in Zone 20 during the week of September 11 due to staffing issues
[8]No traps were serviced in Zone 20 during the week of October 2 due to staffing issues
[9]No traps were serviced in Zone 20 during the week of October 16 due to staffing issues

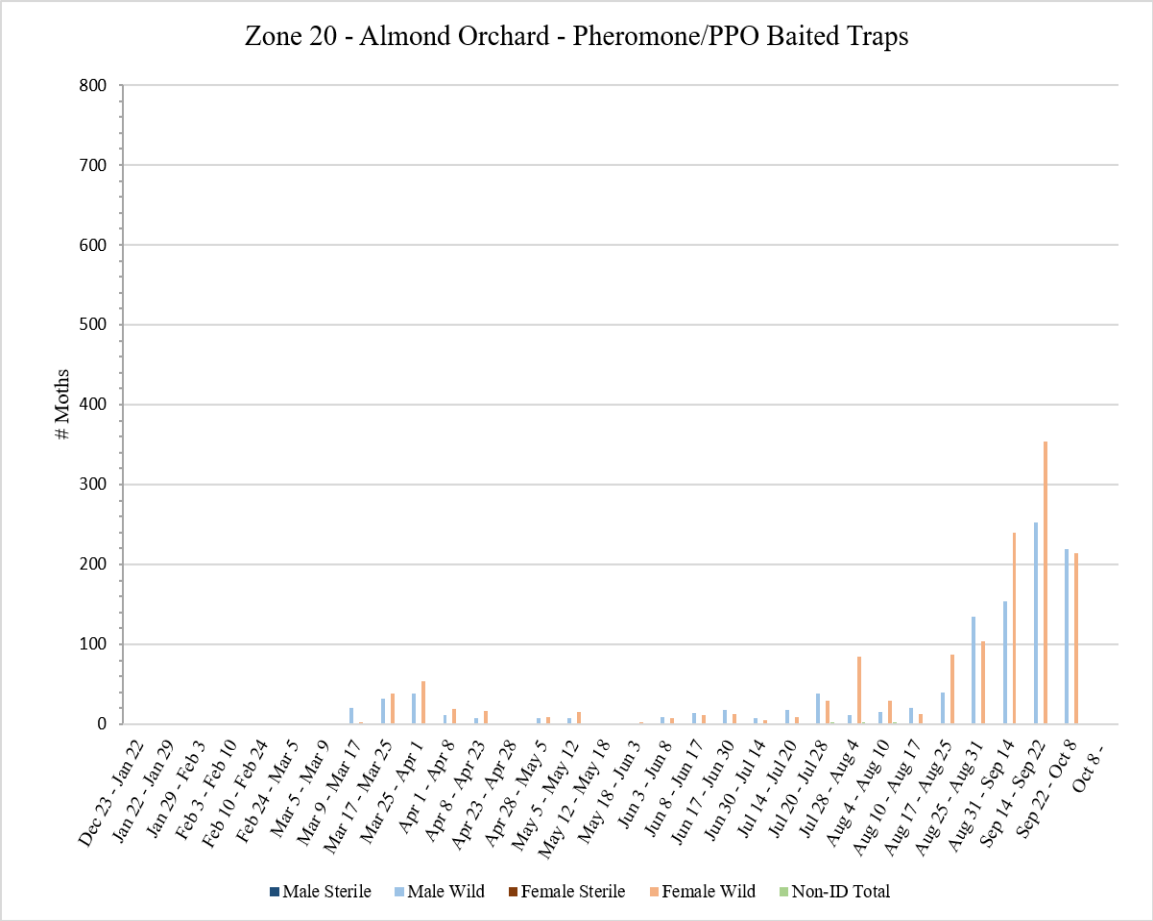

Zone 21 – Almond Orchard

No traps were collected from Zone 21 during the week of October 2 due to staffing issues.

A total of **9** pheromone/PPO lure-baited traps were collected from Zone 21 on Thursday, October 8.

No traps were collected from Zone 21 during the week of October 16 due to staffing issues.

Zone 21 - Almond								
Pheromone/PPO Lure Baited Traps								
Dates Traps in Field	# of Releases During Trap Period	Male Sterile	Male Wild	Male Total	Female Sterile	Female Wild	Female Total	Non-ID Total
[1]Dec 23 – Jan 22	0	0	0	0	0	0	0	0
Jan 22 – Jan 29	0	0	0	0	0	0	0	0
Jan 29 – Feb 3	0	0	0	0	0	0	0	0
Feb 3 - Feb 10	0	0	0	0	0	0	0	0
[2]Feb 10 - Feb 24	0	0	0	0	0	0	0	0
Feb 24 - Mar 5	0	0	0	0	0	0	0	0
Mar 5 - Mar 9	0	0	0	0	0	0	0	0
Mar 9 – Mar 17	0	0	3	3	0	6	6	0
Mar 17 – Mar 25	0	0	71	71	0	32	32	0
Mar 25 – Apr 1	0	0	48	48	0	52	52	0
Apr 1 – Apr 6	0	0	16	16	0	13	13	0
[3]Apr 6 – Apr 23	0	0	27	27	0	23	23	0
Apr 23 – Apr 28	0	0	2	2	0	5	5	0
Apr 28 – May 5	0	0	49	49	0	16	16	0
May 5 – May 12	0	0	18	18	0	23	23	0
May 12 - May 18	0	0	10	10	0	3	3	0
May 18 – May 28	0	0	3	3	0	1	1	0
May 28 – Jun 3	0	0	1	1	0	3	3	0
Jun 3 – Jun 8	0	0	29	29	0	17	17	0
Jun 8 – Jun 17	0	0	9	9	0	10	10	0
[4]Jun 17 – Jun 30	0	0	31	31	0	18	18	0
[5]Jun 30 – Jul 14	0	0	15	15	0	12	12	1
Jul 14 – Jul 20	0	0	3	3	0	5	5	0
Jul 20 – Jul 28	0	0	4	4	0	51	51	3
[6]Jul 28 – Aug 10	0	0	36	36	0	105	105	1
Aug 10 – Aug 18	0	0	25	25	0	19	19	0
Aug 18 - Aug 25	0	0	58	58	0	96	96	0
Aug 25 - Aug 31	0	0	127	127	0	99	99	0
[7]Aug 31 - Sep 14	0	0	169	169	0	109	109	0
Sep 14 - Sep 22	0	0	423	423	0	255	255	0
[8]Sep 22 - Oct 8	**0**	**0**	**281**	**281**	**0**	**262**	**262**	**0**
[9]Oct 8 -								
[1]No traps were serviced in Zone 21 during the weeks of January 2 and January 9 due to excessive rain and muddy conditions preventing access; no traps were serviced in Zone 21 during the week of January 16 due to pesticide applications on site								
[2]No traps were serviced in Zone 21 during the week of February 20 due to excessive rain and muddy conditions								

preventing access
[3]No traps were serviced in Zone 21 during the week of April 17 due to pesticide applications on site
[4]No traps were serviced in Zone 21 during the week of June 26 due to pesticide applications on site
[5]No traps were serviced in Zone 21 during the week of July 10 due to pesticide applications on site
[6]No traps were serviced in Zone 21 during the week of August 7 due to pesticide applications on site
[7]No traps were serviced in Zone 21 during the week of September 11 due to staffing issues
[8]No traps were serviced in Zone 21 during the week of October 2 due to staffing issues
[9]No traps were serviced in Zone 21 during the week of October 16 due to staffing issues

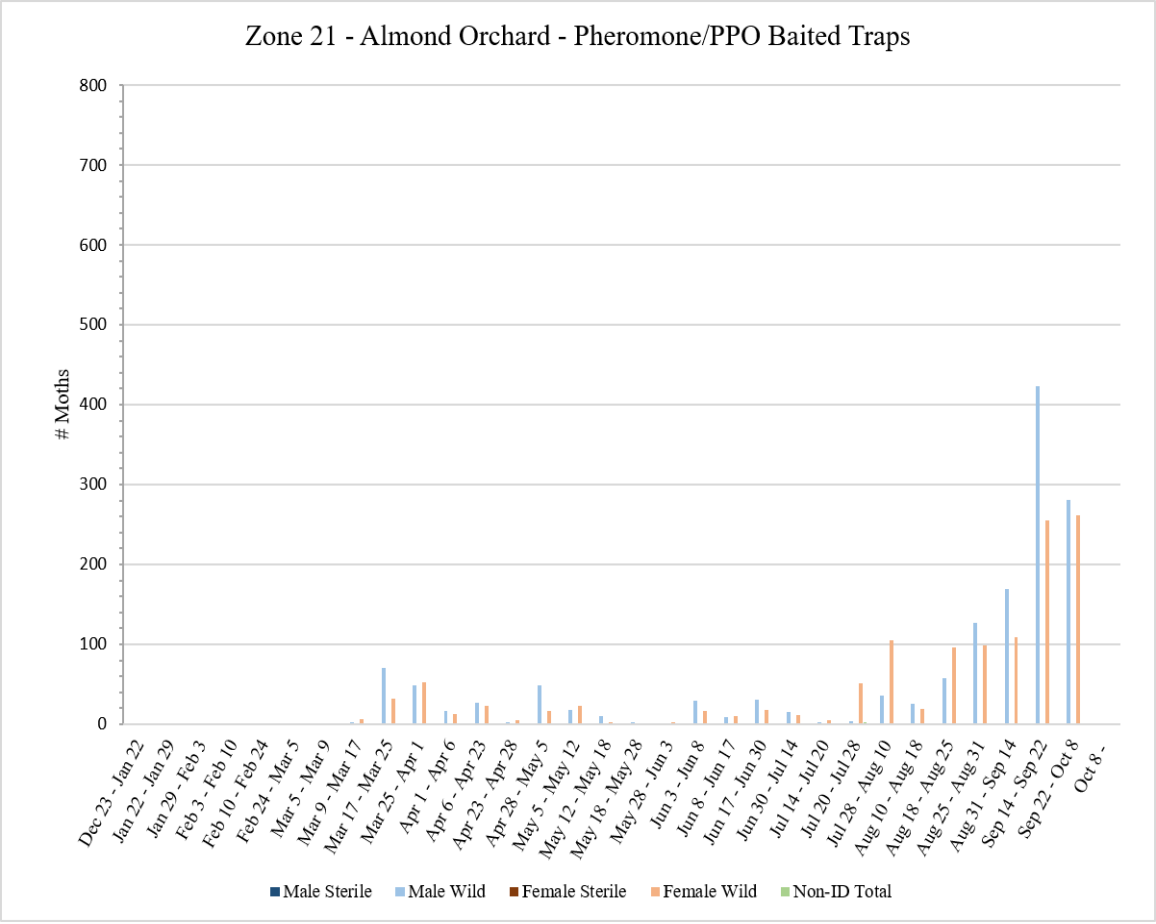

Zone 22 – Pistachio Orchard

A total of **9** pheromone/PPO lure-baited traps were collected from Zone 22 on Monday, September 28.

No traps were collected from Zone 22 during the week of October 9 due to staffing issues.

A total of **9** pheromone/PPO lure-baited traps were collected from Zone 22 on Thursday, October 15.

Zone 22 - Pistachio								
Pheromone/PPO Lure Baited Traps								
Dates Traps in Field	# of Releases During Trap Period	Male Sterile	Male Wild	Male Total	Female Sterile	Female Wild	Female Total	Non-ID Total
[1]Dec 23 – Jan 13	0	0	0	0	0	0	0	0
Jan 13 – Jan 20	0	0	0	0	0	0	0	0
Jan 20 – Jan 28	0	0	0	0	0	0	0	0
Jan 28 – Feb 3	0	0	0	0	0	0	0	0
Feb 3 - Feb 10	0	0	0	0	0	0	0	0
[2]Feb 10 - Feb 25	0	0	2	2	0	0	0	0
Feb 25 - Mar 3	0	0	29	29	0	12	12	0
Mar 3 - Mar 10	0	0	49	49	0	20	20	0
Mar 10 – Mar 17	0	0	105	105	0	50	50	0
Mar 17 – Mar 26	0	0	131	131	0	143	143	3
Mar 26 – Apr 2	0	0	122	122	0	114	114	0
Apr 2 – Apr 9	0	0	30	30	0	30	30	0
[3]Apr 9 – Apr 29	0	0	18	18	0	16	16	0
Apr 29 – May 6	0	0	6	6	0	9	9	0
May 6 – May 14	0	0	3	3	0	0	0	0
May 14 – May 21	0	0	5	5	0	7	7	0
May 21 – May 28	0	0	17	17	0	26	26	0
May 28 – Jun 4	0	0	30	30	0	66	66	0
Jun 4 – Jun 11	0	0	75	75	0	126	126	0
Jun 11 – Jun 18	0	0	170	170	0	125	125	0
Jun 18 – Jun 25	0	0	130	130	0	89	89	0
Jun 25 – Jun 29	0	0	47	47	0	45	45	0
Jun 29 – Jul 9	0	0	177	177	0	107	107	0
Jul 9 – Jul 16	0	0	105	105	0	79	79	0
Jul 16 – Jul 23	0	0	86	86	0	74	74	1
Jul 23 – Jul 30	0	0	24	24	0	201	201	5
Jul 30 – Aug 6	0	0	51	51	0	36	36	0
[4]Aug 6 – Sep 3	0	0	104	104	0	71	71	0
Sep 3 – Sep 10	0	0	190	190	0	160	160	0
[5]Sep 10 - Sep 28	**0**	**0**	**145**	**145**	**0**	**135**	**135**	**0**
[6]Sep 28 - Oct 15	**0**	**0**	**91**	**91**	**0**	**93**	**93**	**0**
[1]No traps were serviced in Zone 22 during the weeks of January 2 and January 9 due to excessive rain and muddy conditions preventing access								
[2]No traps were serviced in Zone 22 during the week of February 20 due to excessive rain and muddy conditions preventing access								
[3]No traps were serviced in Zone 22 during the weeks of April 17 and April 24 due to pesticide applications on								

site
[4]No traps were serviced in Zone 22 during the week of August 14 due to pesticide applications on site; no traps were serviced during the weeks of August 21 and August 28 due to staffing issues
[5]No traps were serviced during the weeks of September 18 and September 25 due to staffing issues
[6]No traps were serviced in Zone 22 during the week of October 9 due to staffing issues

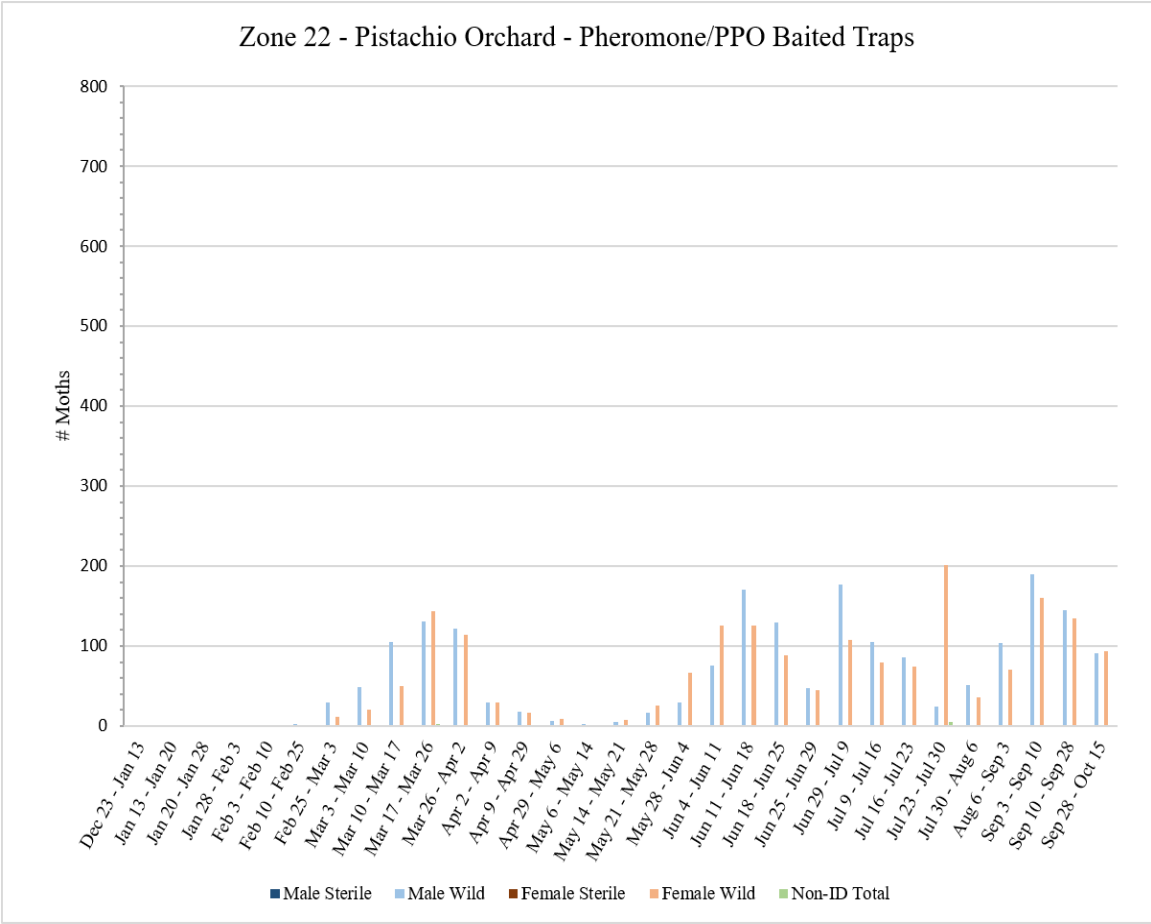

Zone 23 – Pistachio Orchard

A total of **9** pheromone/PPO lure-baited traps were collected from Zone 23 on Monday, September 28.

No traps were collected from Zone 23 during the week of October 9 due to staffing issues.

A total of **9** pheromone/PPO lure-baited traps were collected from Zone 23 on Thursday, October 15.

Zone 23 - Pistachio								
Pheromone/PPO Lure Baited Traps								
Dates Traps in Field	# of Releases During Trap Period	Male Sterile	Male Wild	Male Total	Female Sterile	Female Wild	Female Total	Non-ID Total
[1]Dec 23 – Jan 13	0	0	0	0	0	0	0	0
Jan 13 – Jan 20	0	0	0	0	0	0	0	0
Jan 20 – Jan 28	0	0	0	0	0	0	0	0
Jan 28 – Feb 3	0	0	0	0	0	0	0	0
Feb 3 - Feb 10	0	0	0	0	0	0	0	0
Feb 10 - Feb 17	0	0	0	0	0	0	0	0
Feb 17 - Feb 25	0	0	0	0	0	0	0	0
Feb 25 - Mar 3	0	0	10	10	0	3	3	0
Mar 3 - Mar 10	0	0	2	2	0	1	1	0
Mar 10 – Mar 17	0	0	2	2	0	2	2	0
Mar 17 – Mar 26	0	0	7	7	0	19	19	0
Mar 26 – Apr 2	0	0	5	5	0	4	4	0
Apr 2 – Apr 9	0	0	0	0	0	0	0	0
Apr 9 – Apr 14	0	0	2	2	0	3	3	0
[2]Apr 14 – May 6	0	0	34	34	0	17	17	0
May 6 – May 14	0	0	12	12	0	6	6	0
May 14 – May 21	0	0	9	9	0	4	4	0
May 21 – May 28	0	0	11	11	0	6	6	0
May 28 – Jun 4	0	0	25	25	0	16	16	0
Jun 4 – Jun 11	0	0	14	14	0	23	23	0
Jun 11 – Jun 18	0	0	61	61	0	26	26	0
Jun 18 – Jun 25	0	0	172	172	0	105	105	2
Jun 25 – Jun 29	0	0	12	12	0	8	8	0
Jun 29 – Jul 9	0	0	117	117	0	104	104	0
Jul 9 – Jul 16	0	0	78	78	0	68	68	0
Jul 16 - Jul 23	0	0	47	47	0	30	30	0
Jul 23 - Jul 30	0	0	19	19	0	52	52	0
Jul 30 – Aug 6	1	0	40	40	0	130	130	1
Aug 6 – Aug 13	3	0	21	21	0	73	73	2
[3]Aug 13 – Sep 3	13	0	116	116	0	100	100	0
Sep 3 – Sep 10	7	0	78	78	0	64	64	0
[4]Sep 10 - Sep 28	**14**	**2**	**144**	**146**	**2**	**136**	**138**	**0**
[5]Sep 28 - Oct 15	**14**	**0**	**122**	**122**	**0**	**142**	**142**	**0**
[1]No traps were serviced in Zone 23 during the weeks of January 2 and January 9 due to excessive rain and muddy conditions preventing access								
[2]No traps were serviced in Zone 23 during the week of April 24 due to staffing issues; no traps were serviced in								

Zone 23 during the week of May 1 due to pesticide applications on site
[3]No traps were serviced in Zone 23 during the weeks of August 21 and August 28 due to staffing issues
[4]No traps were serviced in Zone 23 during the weeks of September 18 and September 25 due to staffing issues
[5]No traps were serviced in Zone 23 during the week of October 9 due to staffing issues

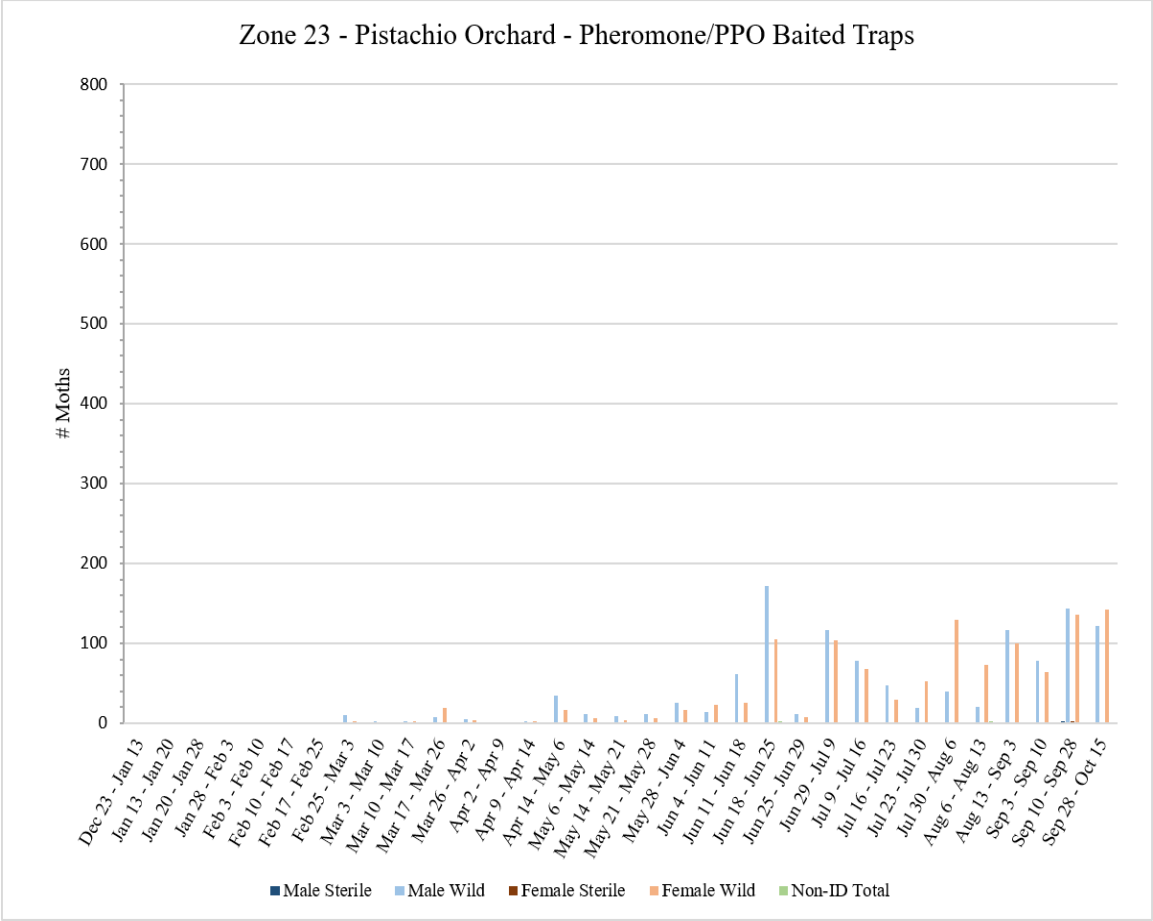

Zone 24 – Pistachio Orchard

No traps were collected from Zone 24 during the week of October 2 due to staffing issues.

A total of **9** pheromone/PPO lure-baited traps were collected from Zone 24 on Wednesday, October 7.

No traps were collected from Zone 24 during the week of October 16 due to staffing issues.

Zone 24 - Pistachio								
Pheromone/PPO Lure Baited Traps								
Dates Traps in Field	# of Releases During Trap Period	Male Sterile	Male Wild	Male Total	Female Sterile	Female Wild	Female Total	Non-ID Total
[1]Dec 23 – Jan 12	0	0	0	0	0	0	0	0
Jan 12 – Jan 20	0	0	0	0	0	0	0	0
Jan 20 – Jan 26	0	0	0	0	0	0	0	0
Jan 26 – Feb 2	0	0	0	0	0	0	0	0
Feb 2 - Feb 9	0	0	0	0	0	0	0	0
[2]Feb 9 - Feb 23	0	0	0	0	0	0	0	0
Feb 23 - Mar 2	0	0	16	16	0	5	5	0
Mar 2 - Mar 9	0	0	18	18	0	3	3	0
Mar 9 – Mar 16	0	0	97	97	0	28	28	0
Mar 16 – Mar 24	0	0	116	116	0	82	82	0
Mar 24 – Apr 1	0	0	71	71	0	56	56	0
Apr 1 – Apr 6	0	0	22	22	0	3	3	0
Apr 6 – Apr 13	0	0	25	25	0	9	9	0
Apr 13 – Apr 20	0	0	21	21	0	13	13	0
[3]Apr 20 – Apr 29	0	0	18	18	0	8	8	0
Apr 29 – May 4	0	0	34	34	0	27	27	0
May 4 – May 12	0	0	9	9	0	10	10	0
May 12 – May 18	0	0	3	3	0	2	2	0
May 18 – May 26	0	0	23	23	0	27	27	0
May 26 – Jun 1	0	0	46	46	0	23	23	0
Jun 1 – Jun 8	0	0	195	195	0	168	168	0
Jun 8 – Jun 15	0	0	220	220	0	171	171	0
Jun 15 – Jun 22	0	0	91	91	0	85	85	0
Jun 22 – Jun 29	0	0	157	157	0	108	108	0
Jun 29 – Jul 8	0	0	223	223	0	195	195	0
Jul 8 - Jul 13	0	0	116	116	0	99	99	0
Jul 13 - Jul 20	0	0	135	135	0	124	124	0
Jul 20 - Jul 27	0	0	234	234	0	203	203	0
Jul 27 – Aug 3	0	0	21	21	0	217	217	2
Aug 3 – Aug 10	1	0	2	2	2	9	11	0
Aug 10 – Aug 17	1	0	13	13	0	23	23	2
Aug 17 - Aug 26	6	0	32	32	0	40	40	0
Aug 26 - Sep 1	6	0	28	28	0	17	17	0
[4]Sep 1 - Sep 15	13	0	111	111	0	74	74	0
Sep 15 - Sep 22	7	0	49	49	0	38	38	0
[5]Sep 22 - Oct 7	**10**	**0**	**42**	**42**	**0**	**63**	**63**	**0**
[6]Oct 7 -								

[1]No traps were serviced in Zone 24 during the weeks of January 2 and January 9 due to excessive rain and muddy conditions preventing access								
[2]No traps were serviced in Zone 24 during the week of February 20 due to excessive rain and muddy conditions preventing access								
[3]Trap numbers 7, 8, and 9 were not serviced in Zone 24 during the week of May 1 due to pesticide applications on site								
[4]No traps were serviced in Zone 24 during the week of September 11 due to staffing issues								
[5]No traps were serviced in Zone 24 during the week of October 2 due to staffing issues								
[6]No traps were serviced in Zone 24 during the week of October 16 due to staffing issues								

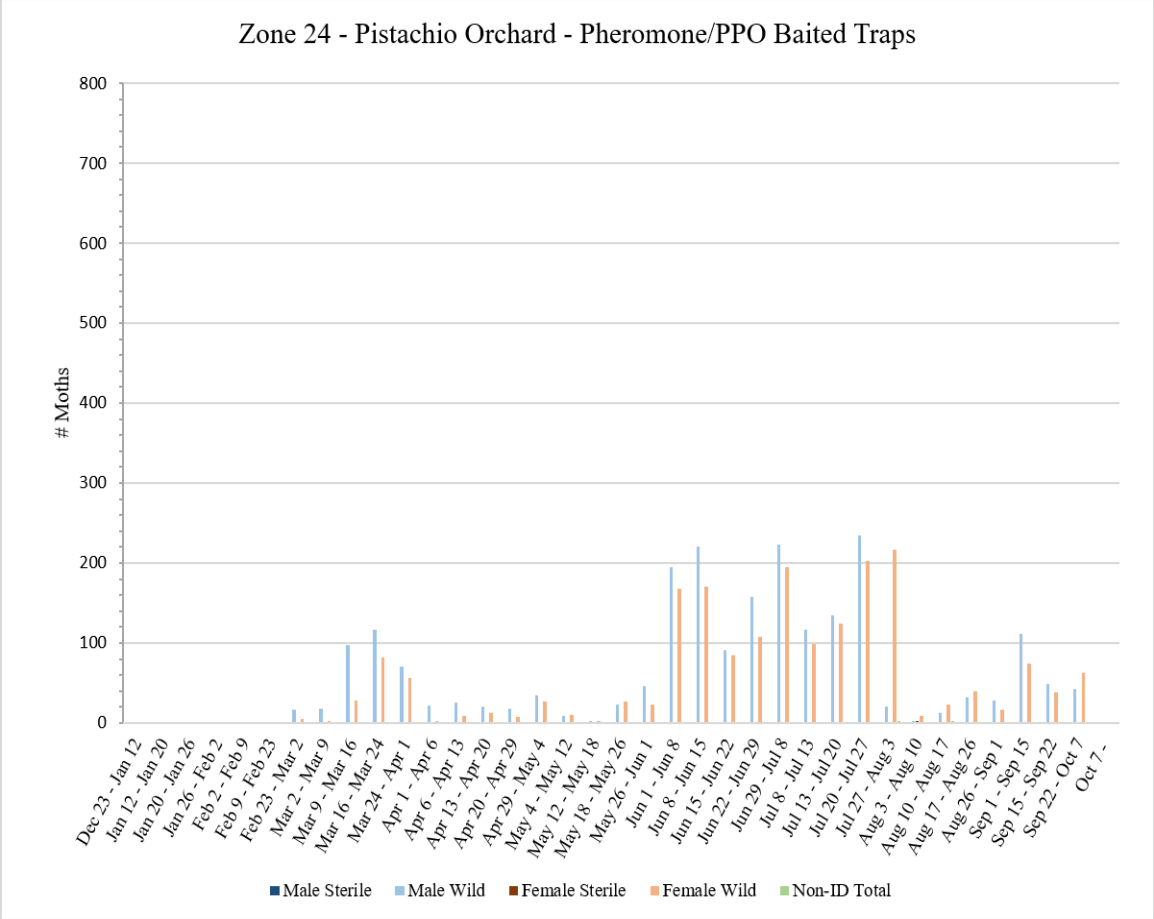

Zone 25 – Pistachio Orchard

No traps were collected from Zone 25 during the weeks of October 2, October 9, and October 16 due to staffing issues.

Zone 25 - Pistachio								
Pheromone/PPO Lure Baited Traps								
Dates Traps in Field	# of Releases During Trap Period	Male Sterile	Male Wild	Male Total	Female Sterile	Female Wild	Female Total	Non-ID Total
[1]Dec 23 – Jan 13	0	0	0	0	0	0	0	0
Jan 13 – Jan 20	0	0	0	0	0	0	0	0
Jan 20 – Jan 28	0	0	0	0	0	0	0	0
Jan 28 – Feb 3	0	0	0	0	0	0	0	0
Feb 3 - Feb 10	0	0	0	0	0	0	0	0
Feb 10 - Feb 17	0	0	0	0	0	0	0	0
Feb 17 - Feb 25	0	0	3	3	0	0	0	0
Feb 25 - Mar 3	0	0	7	7	0	3	3	0
Mar 3 - Mar 10	0	0	4	4	0	0	0	0
[2]Mar 10 – Mar 23	0	0	52	52	0	65	65	0
Mar 23 – Apr 2	0	0	44	44	0	155	155	0
Apr 2 – Apr 6	0	0	17	17	0	13	13	0
Apr 6 – Apr 14	0	0	39	39	0	37	37	0
Apr 14 – Apr 20	0	0	8	8	0	7	7	0
Apr 20 – Apr 30	0	0	2	2	0	1	1	0
Apr 30 – May 7	0	0	0	0	0	1	1	0
May 7 – May 13	0	0	4	4	0	1	1	0
May 13 – May 21	0	0	2	2	0	0	0	0
May 21 – May 28	0	0	3	3	0	1	1	0
May 28 – Jun 4	0	0	5	5	0	1	1	0
Jun 4 – Jun 11	0	0	37	37	0	17	17	0
Jun 11 – Jun 18	0	0	230	230	0	75	75	0
Jun 18 – Jun 25	0	0	62	62	0	72	72	0
Jun 25 – Jul 2	0	0	63	63	0	41	41	0
Jul 2 – Jul 9	0	0	19	19	0	14	14	0
[3]Jul 9 - Jul 23	0	0	22	22	0	15	15	1
Jul 23 - Jul 30	0	0	2	2	0	3	3	2
[4]Jul 30 – Aug 13	4	0	2	2	0	1	1	10
Aug 13 – Aug 18	1	0	0	0	0	9	9	0
Aug 18 - Aug 27	6	0	11	11	0	9	9	0
[5]Aug 27 - Sep 17	19	0	78	78	0	53	53	0
Sep 17 - Sep 24	6	1	39	40	1	28	29	0
[6]Sep 24 -								

[1]No traps were serviced in Zone 25 during the weeks of January 2 and January 9 due to excessive rain and muddy conditions preventing access

[2]No traps were serviced in Zone 25 during the week of March 20 due to pesticide applications on site

[3]No traps were serviced in Zone 25 during the week of July 17 due to pesticide applications on site

[4]No traps were serviced in Zone 25 during the week of August 7 due to pesticide applications on site

[5]No traps were serviced in Zone 25 during the weeks of September 4 and September 11 due to staffing issues

[6]No traps were serviced in Zone 25 during the weeks of October 2, October 9, and October 16 due to staffing issues

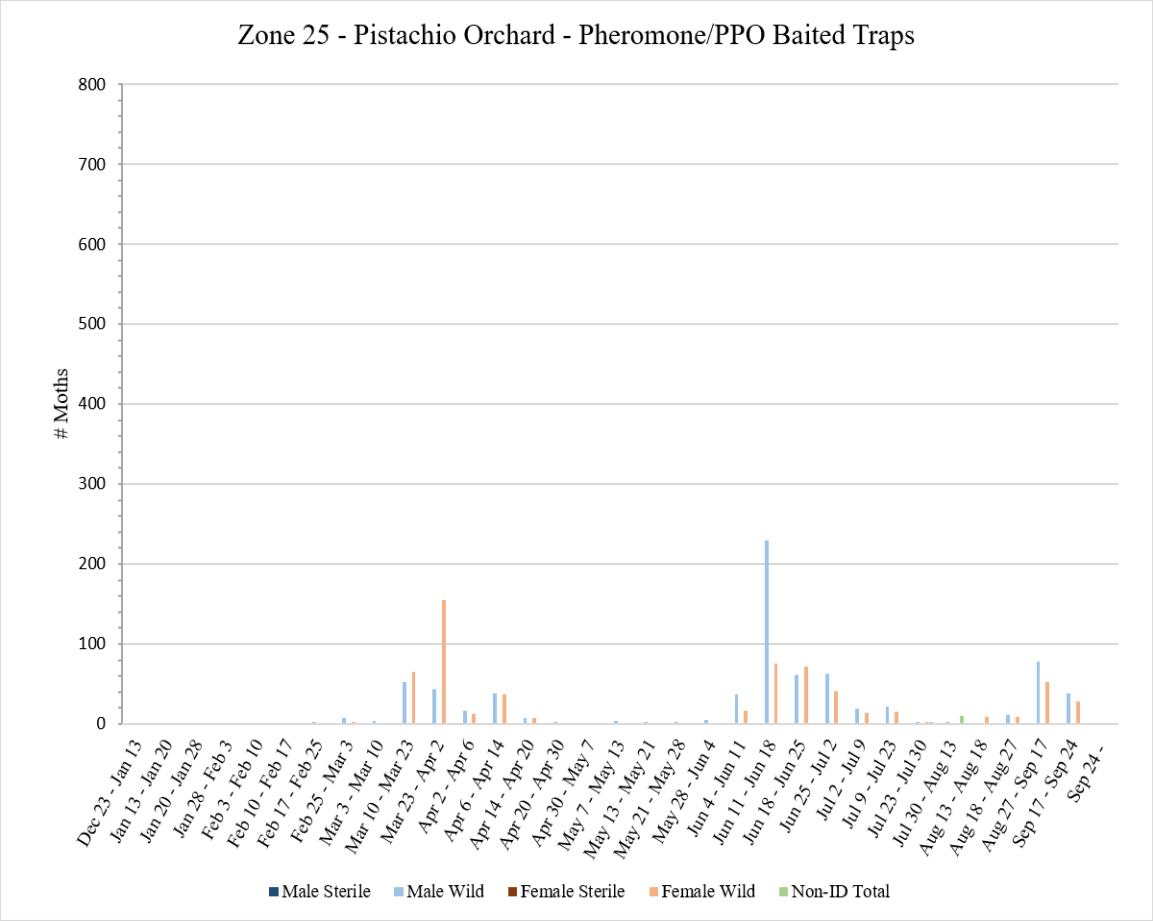

Zone 26 – Pistachio Orchard

No traps were collected from Zone 26 during the weeks of October 2, October 9, and October 16 due to staffing issues.

Zone 26 - Pistachio								
Pheromone/PPO Lure Baited Traps								
Dates Traps in Field	# of Releases During Trap Period	Male Sterile	Male Wild	Male Total	Female Sterile	Female Wild	Female Total	Non-ID Total
[1]Dec 23 – Jan 22	0	0	0	0	0	0	0	0
Jan 22 – Jan 28	0	0	0	0	0	0	0	0
Jan 28 – Feb 5	0	0	0	0	0	0	0	0
Feb 5 - Feb 12	0	0	0	0	0	0	0	0
[2]Feb 12 - Feb 25	0	0	4	4	0	0	0	0
Feb 25 - Mar 3	0	0	100	100	0	10	10	0
Mar 3 - Mar 12	0	0	36	36	0	45	45	0
Mar 12 – Mar 19	0	0	188	188	0	87	87	0
Mar 19 – Mar 26	0	0	225	225	0	188	188	0
Mar 26 – Apr 2	0	0	133	133	0	107	107	0
[3]Apr 2 – Apr 16	0	0	109	109	0	37	37	1
Apr 16 – Apr 23	0	0	28	28	0	5	5	0
Apr 23 – Apr 30	0	0	49	49	0	10	10	0
Apr 30 – May 7	0	0	61	61	0	50	50	0
May 7 – May 14	0	0	40	40	0	30	30	0
May 14 – May 21	0	0	1	1	0	0	0	0
May 21 – May 27	0	0	2	2	0	9	9	0
May 27 – Jun 2	0	0	18	18	0	38	38	0
Jun 2 – Jun 10	0	0	122	122	0	64	64	0
Jun 10 – Jun 18	0	0	177	177	0	83	83	0
Jun 18 – Jun 25	0	0	28	28	0	71	71	0
Jun 25 – Jul 1	0	0	99	99	0	66	66	0
Jul 1 – Jul 8	0	0	207	207	0	179	179	0
Jul 8 - Jul 15	0	0	136	136	0	107	107	0
Jul 15 - Jul 22	0	0	83	83	0	68	68	0
Jul 22 - Jul 30	0	0	5	5	0	57	57	0
Jul 30 – Aug 6	0	0	17	17	0	72	72	1
Aug 6 – Aug 12	0	0	1	1	0	4	4	0
Aug 12 – Aug 19	0	0	10	10	0	8	8	0
Aug 19 - Aug 26	0	0	6	6	0	5	5	0
[4]Aug 26 – Sep 10	0	0	34	34	0	30	30	0
Sep 10 - Sep 16	0	0	181	181	0	123	123	0
Sep 16 - Sep 23	0	0	27	27	0	25	25	0
[5]Sep 23 -								
[1]No traps were serviced in Zone 26 during the weeks of January 2 and January 9 due to excessive rain and muddy conditions preventing access; no traps were serviced in Zone 26 during the week of January 16 due to dense fog preventing safe travel to trap sites								
[2]No traps were serviced in Zone 26 during the week of February 20 due to excessive rain and muddy conditions preventing access; trap number 5 not serviced in Zone 26 during the week of February 27 due to excessive rain								

and muddy conditions preventing access
[3]No traps were serviced in Zone 26 during the week of April 10 due to pesticide applications on site
[4]No traps were serviced in Zone 26 during the week of September 4 due to staffing issues
[5]No traps were serviced in Zone 26 during the weeks of October 2, October 9, and October 16 due to staffing issues

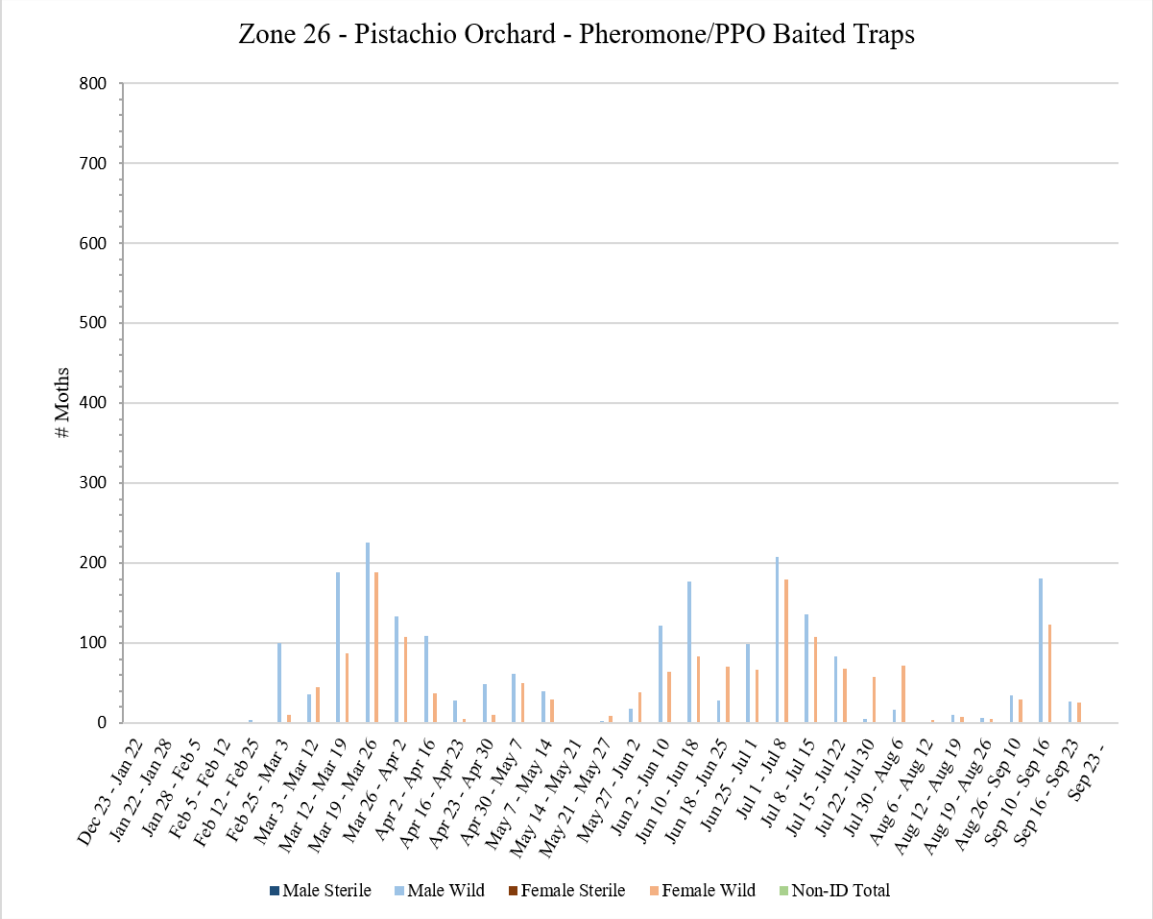

Zone 27 – Pistachio Orchard

No traps were collected from Zone 27 during the week of October 2 due to staffing issues.

A total of **9** pheromone/PPO lure-baited traps were collected from Zone 27 on Wednesday, October 7.

No traps were collected from Zone 27 during the week of October 16 due to staffing issues.

Zone 27 - Pistachio								
Pheromone/PPO Lure Baited Traps								
Dates Traps in Field	# of Releases During Trap Period	Male Sterile	Male Wild	Male Total	Female Sterile	Female Wild	Female Total	Non-ID Total
[1]Dec 23 – Jan 13	0	0	0	0	0	0	0	0
Jan 13 – Jan 22	0	0	0	0	0	0	0	0
Jan 22 – Jan 26	0	0	0	0	0	0	0	0
Jan 26 – Feb 3	0	0	0	0	0	0	0	0
Feb 3 - Feb 10	0	0	0	0	0	0	0	0
[2]Feb 10 - Feb 25	0	0	0	0	0	0	0	0
Feb 25 - Mar 3	0	0	4	4	0	1	1	0
Mar 3 - Mar 10	0	0	0	0	0	0	0	0
Mar 10 – Mar 18	0	0	42	42	0	15	15	0
Mar 18 – Mar 25	0	0	125	125	0	56	56	0
Mar 25 – Apr 1	0	0	52	52	0	99	99	0
[3]Apr 1 – Apr 15	0	0	16	16	0	8	8	0
[4]Apr 15 – Apr 28	0	0	17	17	0	3	3	0
Apr 28 – May 5	0	0	20	20	0	7	7	0
May 5 – May 12	0	0	21	21	0	12	12	0
May 12 – May 20	0	0	1	1	0	6	6	0
May 20 – May 28	0	0	0	0	0	0	0	0
May 28 – Jun 3	0	0	1	1	0	0	0	0
Jun 3 – Jun 10	0	0	18	18	0	13	13	0
Jun 10 – Jun 15	0	0	12	12	0	57	57	0
Jun 15 – Jun 23	0	0	187	187	0	125	125	0
Jun 23 – Jun 29	0	0	36	36	0	31	31	0
Jun 29 – Jul 6	0	0	10	10	0	8	8	0
Jul 6 - Jul 14	0	0	25	25	0	20	20	0
Jul 14 - Jul 20	0	0	11	11	0	6	6	1
Jul 20 - Jul 27	0	0	18	18	0	11	11	1
Jul 27 – Aug 4	0	0	38	38	0	30	30	0
[5]Aug 4 – Aug 17	0	0	7	7	0	11	11	0
[6]Aug 17 - Sep 1	0	0	50	50	0	31	31	0
[7]Sep 1 - Sep 14	0	0	91	91	0	47	47	0
Sep 14 - Sep 21	0	0	115	115	0	45	45	0
[8]Sep 21 - Oct 7	**0**	**0**	**116**	**116**	**0**	**98**	**98**	**1**
[9]Oct 7 -								
[1]No traps were serviced in Zone 27 during the weeks of January 2 and January 9 due to excessive rain and muddy conditions preventing access								
[2]No traps were serviced in Zone 27 during the week of February 20 due to excessive rain and muddy conditions								

preventing access
[3]No traps were serviced in Zone 27 during the week of April 10 due to pesticide applications on site
[4]No traps were serviced in Zone 27 during the week of April 24 due to pesticide applications on site
[5]No traps were serviced in Zone 27 during the week of August 14 due to pesticide applications on site
[6]No traps were serviced in Zone 27 during the week of August 28 due to staffing issues
[7]No traps were serviced in Zone 27 during the week of September 11 due to staffing issues
[8]No traps were serviced in Zone 27 during the week of October 2 due to staffing issues
[9]No traps were serviced in Zone 27 during the week of October 16 due to staffing issues

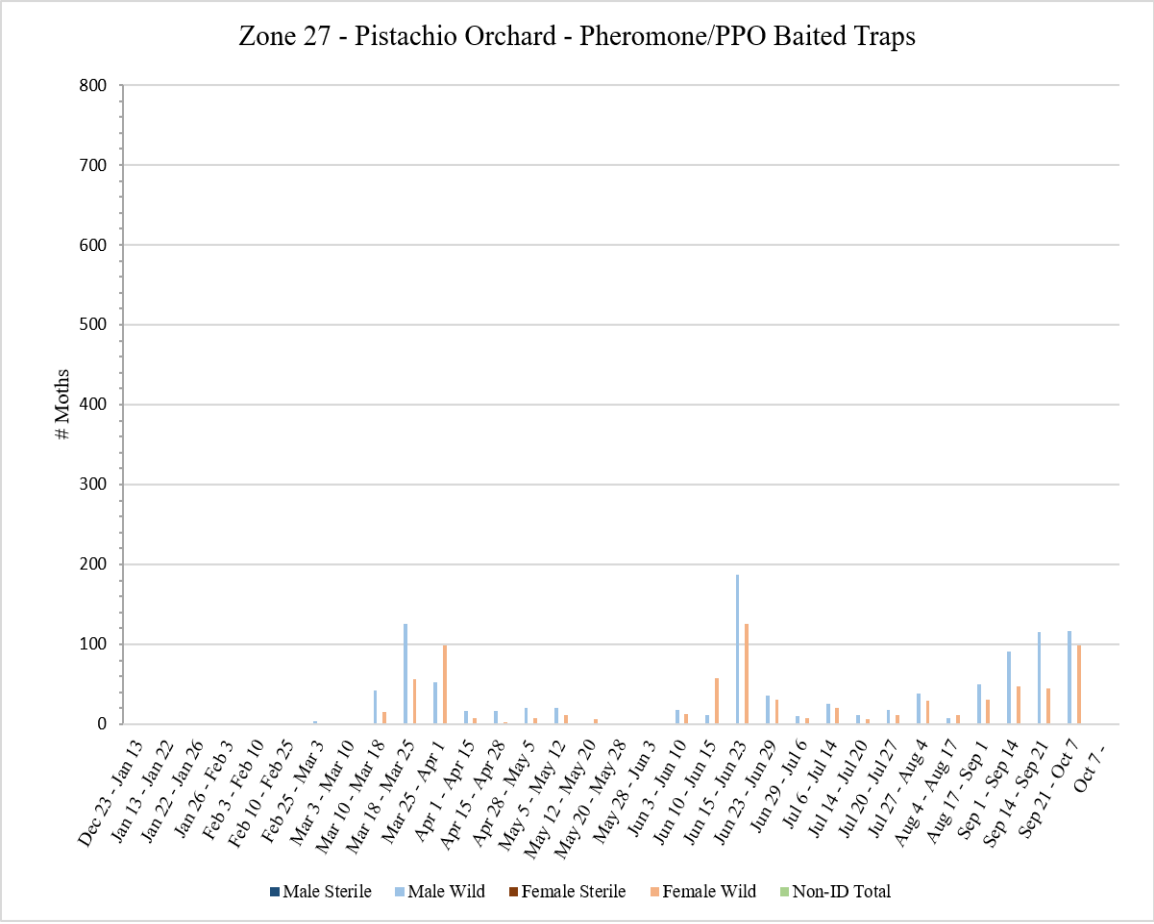

Zone 28 – Pistachio Orchard

A total of **9** pheromone/PPO lure-baited traps were collected from Zone 28 on Wednesday, September 30.

No traps were collected from Zone 28 during the weeks of October 9 and October 16 due to staffing issues.

Zone 28 - Pistachio								
Pheromone/PPO Lure Baited Traps								
Dates Traps in Field	# of Releases During Trap Period	Male Sterile	Male Wild	Male Total	Female Sterile	Female Wild	Female Total	Non-ID Total
[1]Dec 22 – Jan 14	0	0	0	0	0	0	0	0
[2]Jan 14 – Jan 21	0	0	0	0	0	0	0	0
Jan 21 – Jan 28	0	0	0	0	0	0	0	0
Jan 28 – Feb 4	0	0	0	0	0	0	0	0
[3]Feb 4 - Feb 11	0	0	0	0	0	0	0	0
[4]Feb 11 - Feb 24	0	0	4	4	0	1	1	0
Feb 24 - Mar 4	0	0	61	61	0	8	8	0
Mar 4 - Mar 11	0	0	50	50	0	44	44	0
[5]Mar 11 – Mar 24	0	0	273	273	0	117	117	0
Mar 24 – Apr 1	0	0	50	50	0	99	99	0
Apr 1 – Apr 7	0	0	14	14	0	44	44	0
Apr 7 – Apr 14	0	0	104	104	0	93	93	1
Apr 14 – Apr 21	0	0	155	155	0	132	132	0
Apr 21 – Apr 28	0	0	99	99	0	74	74	0
Apr 28 – May 7	0	0	118	118	0	112	112	0
May 7 – May 12	0	0	5	5	0	16	16	0
May 12 – May 21	0	0	30	30	0	25	25	0
May 21 – May 26	0	0	29	29	0	83	83	0
May 26 – Jun 2	0	0	39	39	0	31	31	0
Jun 2 – Jun 9	0	0	53	53	0	107	107	0
Jun 9 – Jun 16	0	0	178	178	0	64	64	0
Jun 16 – Jun 23	0	0	46	46	0	56	56	0
Jun 23 – Jun 30	0	0	19	19	0	14	14	1
Jun 30 – Jul 7	0	0	28	28	0	25	25	0
Jul 7 - Jul 14	0	0	95	95	0	69	69	0
Jul 14 - Jul 21	0	0	124	124	0	101	101	1
Jul 21 - Jul 28	0	0	197	197	0	175	175	0
Jul 28 – Aug 4	0	0	42	42	0	32	32	0
Aug 4 – Aug 11	0	0	140	140	0	124	124	0
Aug 11 – Aug 18	0	0	18	18	0	71	71	3
Aug 18 - Aug 25	0	0	180	180	0	157	157	0
Aug 25 - Sep 1	0	0	362	362	0	272	272	0
Sep 1 – Sep 8	0	0	361	361	0	287	287	0
Sep 8 - Sep 15	0	0	350	350	0	275	275	0
Sep 15 - Sep 22	0	0	152	152	0	469	469	0
Sep 22 - Sep 30	**0**	**0**	**324**	**324**	**0**	**296**	**296**	**0**
[6]Sep 30 -								
[1]No traps were serviced in Zone 28 during the weeks of January 2 and January 9 due to excessive rain and								

muddy conditions preventing access; trap numbers 5 and 6 not serviced in Zone 28 during the week of January 16 due to farm equipment and livestock preventing access
[2]Trap number 5 not serviced in Zone 28 during the week of January 23 due to farm equipment and livestock preventing access
[3]Trap number 9 not serviced in Zone 28 during the week of February 13 due to farm equipment and livestock preventing access
[4]No traps were serviced in Zone 28 during the week of February 20 due to excessive rain and muddy conditions preventing access
[5]No traps were serviced in Zone 28 during the week of March 20 due to pesticide applications on site
[6]No traps were serviced in Zone 28 during the weeks of October 9 and October 16 due to staffing issues

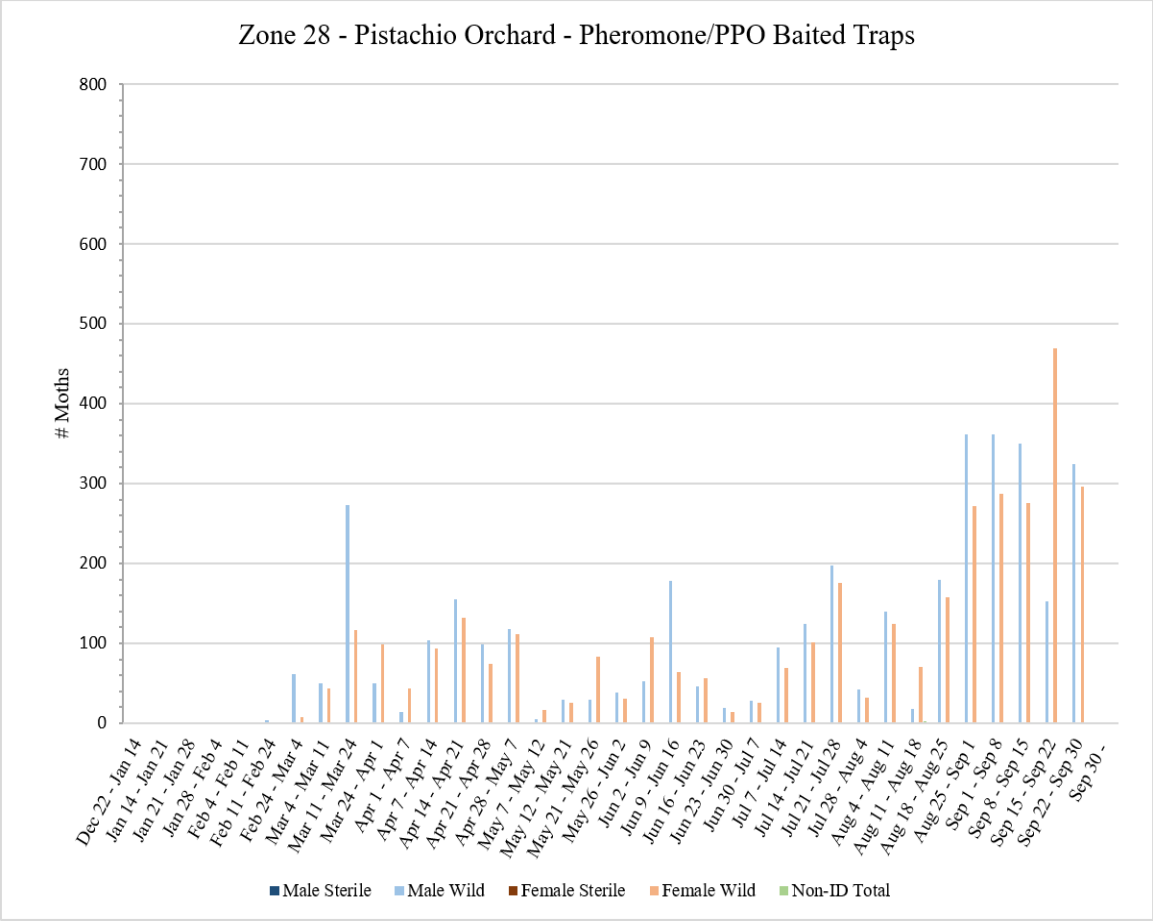

Zone 29 – Pistachio Orchard

A total of **9** pheromone/PPO lure-baited traps were collected from Zone 29 on Wednesday, September 30.

No traps were collected from Zone 29 during the weeks of October 9 and October 16 due to staffing issues.

Zone 29 - Pistachio								
Pheromone/PPO Lure Baited Traps								
Dates Traps in Field	# of Releases During Trap Period	Male Sterile	Male Wild	Male Total	Female Sterile	Female Wild	Female Total	Non-ID Total
[1]Dec 22 – Jan 14	0	0	0	0	0	0	0	0
Jan 14 – Jan 21	0	0	0	0	0	0	0	0
Jan 21 – Jan 28	0	0	0	0	0	0	0	0
Jan 28 – Feb 4	0	0	0	0	0	0	0	0
[2]Feb 4 - Feb 11	0	0	0	0	0	0	0	0
[3]Feb 11 - Feb 24	0	0	4	4	0	0	0	0
Feb 24 - Mar 4	0	0	101	101	0	2	2	0
Mar 4 - Mar 11	0	0	129	129	0	6	6	0
[4]Mar 11 – Mar 24	0	0	133	133	0	65	65	0
Mar 24 – Apr 1	0	0	24	24	0	62	62	0
Apr 1 – Apr 7	0	0	4	4	0	7	7	0
Apr 7 – Apr 14	0	0	11	11	0	17	17	0
Apr 14 – Apr 21	0	0	19	19	0	14	14	0
Apr 21 – Apr 28	0	0	8	8	0	0	0	0
Apr 28 – May 7	0	0	2	2	0	10	10	0
May 7 – May 12	0	0	4	4	0	4	4	0
May 12 – May 21	0	0	6	6	0	0	0	0
May 21 – May 26	0	0	4	4	0	8	8	0
May 26 – Jun 2	0	0	2	2	0	1	1	0
Jun 2 – Jun 9	0	0	18	18	0	6	6	0
Jun 9 – Jun 16	0	0	5	5	0	16	16	0
[5]Jun 16 – Jun 30	0	0	5	5	0	4	4	1
Jun 30 – Jul 7	0	0	7	7	0	2	2	1
Jul 7 - Jul 14	0	0	17	17	0	13	13	0
Jul 14 - Jul 21	0	0	51	51	0	45	45	0
Jul 21 - Jul 28	0	0	103	103	0	89	89	0
Jul 28 – Aug 4	0	0	27	27	0	19	19	0
Aug 4 – Aug 11	0	0	14	14	0	10	10	0
Aug 11 – Aug 18	0	0	3	3	0	9	9	1
Aug 18 - Aug 25	0	0	5	5	0	10	10	0
Aug 25 - Sep 1	0	0	224	224	0	170	170	0
Sep 1 – Sep 8	0	0	181	181	0	195	195	0
Sep 8 - Sep 15	0	0	308	308	0	218	218	0
Sep 15 - Sep 22	0	0	178	178	0	177	177	3
Sep 22 - Sep 30	**0**	**0**	**380**	**380**	**0**	**316**	**316**	**0**
[6]Sep 30 -								
[1]No traps were serviced in Zone 29 during the weeks of January 2 and January 9 due to excessive rain and muddy conditions preventing access								
[2]Trap number 5 not serviced in Zone 29 during the week of February 13 due to farm equipment and livestock								

preventing access
[3]No traps were serviced in Zone 29 during the week of February 20 due to excessive rain and muddy conditions preventing access; trap number 5 not serviced in Zone 29 during the week of February 27 due to farm equipment and livestock preventing access
[4]No traps were serviced in Zone 29 during the week of March 20 due to pesticide applications on site
[5]No traps were serviced in Zone 29 during the week of June 26 due to pesticide applications on site
[6]No traps were serviced in Zone 29 during the weeks of October 9 and October 16 due to staffing issues

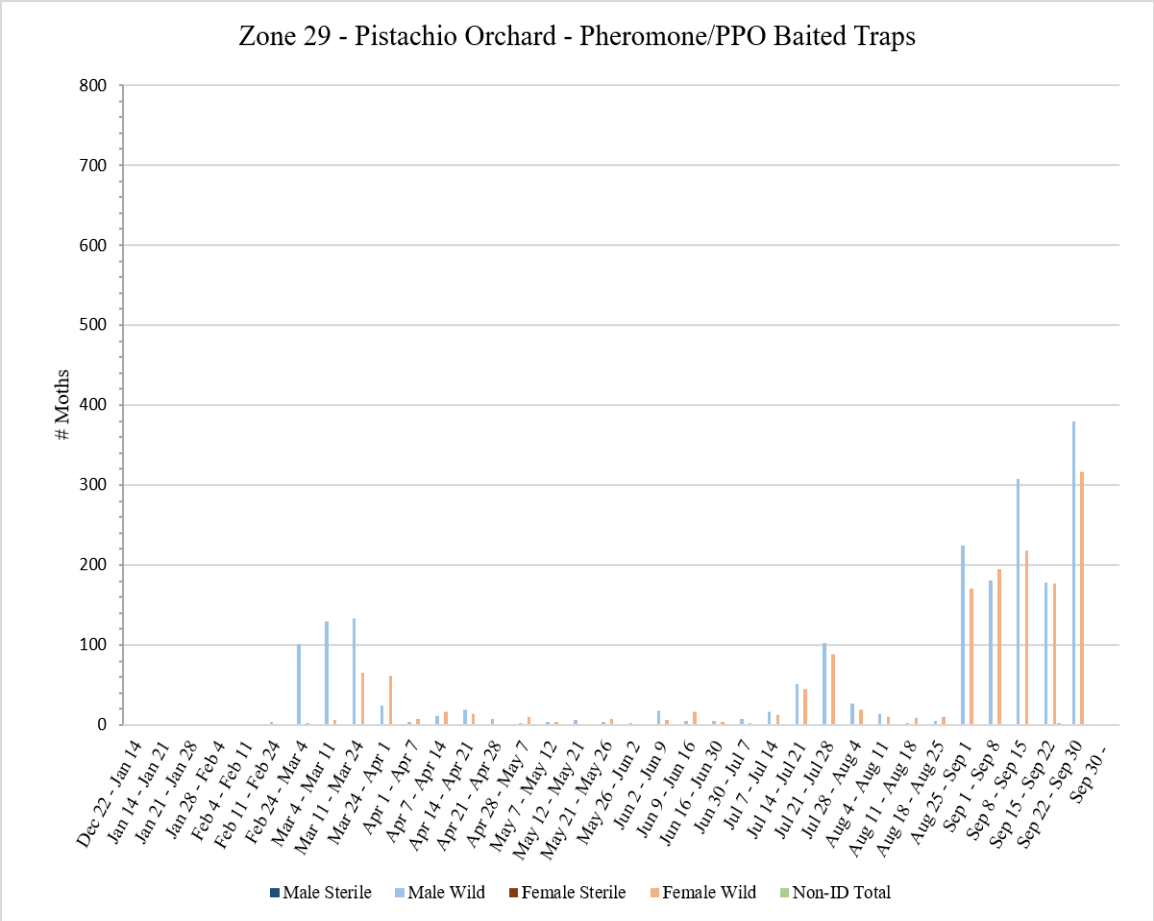

Zone 30 – Pistachio Orchard

A total of **9** pheromone/PPO lure-baited traps were collected from Zone 30 on Wednesday, September 30.

No traps were collected from Zone 30 during the weeks of October 9 and October 16 due to staffing issues.

Zone 30 - Pistachio								
Pheromone/PPO Lure Baited Traps								
Dates Traps in Field	# of Releases During Trap Period	Male Sterile	Male Wild	Male Total	Female Sterile	Female Wild	Female Total	Non-ID Total
[1]Dec 22 – Jan 14	0	0	0	0	0	0	0	0
Jan 14 – Jan 21	0	0	0	0	0	0	0	0
Jan 21 – Jan 28	0	0	0	0	0	0	0	0
Jan 28 – Feb 4	0	0	0	0	0	0	0	0
Feb 4 - Feb 11	0	0	0	0	0	0	0	0
[2]Feb 11 - Feb 24	0	0	0	0	0	0	0	0
Feb 24 - Mar 4	0	0	49	49	0	5	5	0
Mar 4 - Mar 11	0	0	66	66	0	24	24	0
[3]Mar 11 – Mar 24	0	0	295	295	0	95	95	0
Mar 24 – Apr 1	0	0	62	62	0	109	109	0
Apr 1 – Apr 7	0	0	8	8	0	6	6	0
Apr 7 – Apr 14	0	0	13	13	0	21	21	0
Apr 14 – Apr 21	0	0	39	39	0	19	19	0
Apr 21 – Apr 28	0	0	42	42	0	20	20	0
Apr 28 – May 7	0	0	29	29	0	28	28	0
May 7 – May 12	0	0	3	3	0	5	5	0
May 12 – May 21	0	0	4	4	0	11	11	0
May 21 – May 26	0	0	17	17	0	22	22	0
May 26 – Jun 2	0	0	15	15	0	25	25	0
Jun 2 – Jun 9	0	0	91	91	0	50	50	0
Jun 9 – Jun 16	0	0	24	24	0	44	44	0
Jun 16 – Jun 23	0	0	20	20	0	19	19	0
Jun 23 – Jun 30	0	0	2	2	0	1	1	0
Jun 30 – Jul 7	0	0	18	18	0	17	17	0
Jul 7 - Jul 14	0	0	43	43	0	37	37	0
Jul 14 - Jul 21	0	0	140	140	0	123	123	0
Jul 21 - Jul 28	0	0	195	195	0	176	176	0
Jul 28 – Aug 4	1	0	45	45	0	39	39	0
Aug 4 – Aug 11	2	6	32	38	1	19	20	0
Aug 11 – Aug 18	3	0	2	2	2	23	25	1
Aug 18 - Aug 25	5	0	69	69	0	55	55	0
Aug 25 - Sep 1	7	0	280	280	0	228	228	0
Sep 1 – Sep 8	6	0	230	230	0	217	217	0
Sep 8 - Sep 15	7	19	383	402	11	249	260	0
Sep 15 - Sep 22	7	0	135	135	0	350	350	0
Sep 22 - Sep 30	**4**	**4**	**312**	**316**	**1**	**239**	**240**	**0**
[4]Sep 30 -								
[1]No traps were serviced in Zone 30 during the weeks of January 2 and January 9 due to excessive rain and								

muddy conditions preventing access
[2]No traps were serviced in Zone 30 during the week of February 20 due to excessive rain and muddy conditions preventing access
[3]No traps were serviced in Zone 30 during the week of March 20 due to pesticide applications on site
[4]No traps were serviced in Zone 30 during the weeks of October 9 and October 16 due to staffing issues

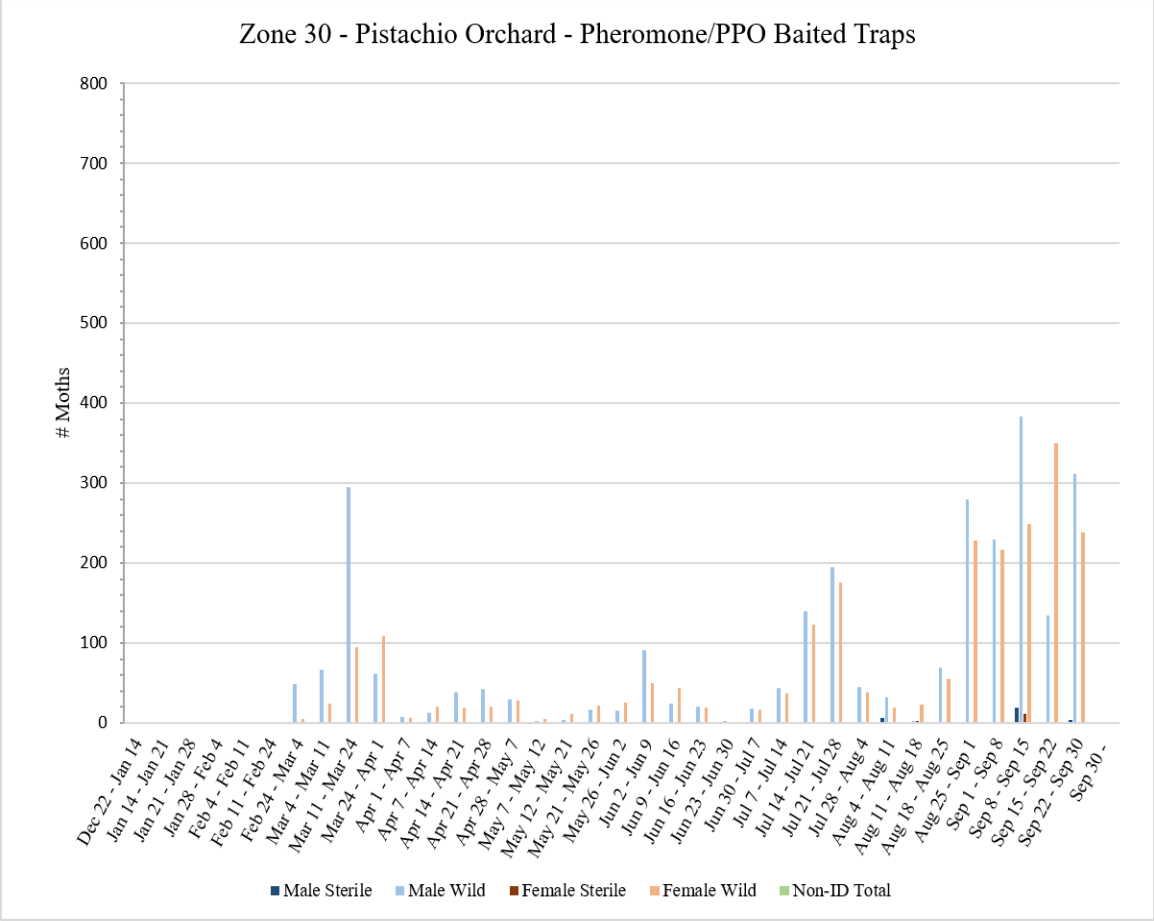

Zone 31 – Pistachio Orchard

A total of **9** pheromone/PPO lure-baited traps were collected from Zone 31 on Wednesday, September 30.

No traps were collected from Zone 31 during the week of October 9 due to staffing issues.

A total of **9** pheromone/PPO lure-baited traps were collected from Zone 31 on Wednesday, October 14.

Zone 31 - Pistachio								
Pheromone/PPO Lure Baited Traps								
Dates Traps in Field	# of Releases During Trap Period	Male Sterile	Male Wild	Male Total	Female Sterile	Female Wild	Female Total	Non-ID Total
[1]Dec 22 – Jan 21	0	0	0	0	0	0	0	0
Jan 21 – Jan 27	0	0	0	0	0	0	0	0
Jan 27 – Feb 3	0	0	0	0	0	0	0	0
Feb 3 - Feb 10	0	0	0	0	0	0	0	0
[2]Feb 10 - Feb 24	0	0	0	0	0	0	0	0
Feb 24 - Mar 4	0	0	20	20	0	3	3	0
[3]Mar 4 - Mar 12	0	0	11	11	0	9	9	0
Mar 12 – Mar 17	0	0	21	21	0	29	29	0
Mar 17 – Mar 24	0	0	155	155	0	71	71	0
Mar 24 – Mar 30	0	0	47	47	0	53	53	0
Mar 30 - Apr 7	0	0	15	15	0	11	11	0
Apr 7 - Apr 15	0	0	70	70	0	52	52	0
Apr 15 – Apr 21	0	0	44	44	0	41	41	0
[4]Apr 21 – May 5	0	0	84	84	0	33	33	0
May 5 – May 13	0	0	16	16	0	11	11	0
May 13 – May 19	0	0	13	13	0	10	10	0
May 19 – May 27	0	0	13	13	0	24	24	0
May 27 – Jun 2	0	0	29	29	0	9	9	0
Jun 2 – Jun 9	0	0	227	227	0	166	166	0
[5]Jun 9 – Jun 24	0	0	73	73	0	59	59	0
Jun 24 – Jun 30	0	0	41	41	0	52	52	0
Jun 30 – Jul 7	0	0	106	106	0	89	89	0
Jul 7 - Jul 14	0	0	133	133	0	103	103	0
Jul 14 - Jul 22	0	0	163	163	0	140	140	0
Jul 22 - Jul 28	0	0	129	129	0	103	103	0
Jul 28 – Aug 4	1	0	439	439	0	342	342	0
Aug 4 – Aug 11	2	3	24	27	33	177	210	2
Aug 11 – Aug 18	3	8	39	47	8	33	41	0
[6]Aug 18 - Sep 1	11	4	51	55	2	41	43	0
Sep 1 – Sep 9	8	46	187	233	5	155	160	0
Sep 9 - Sep 15	7	7	170	177	4	103	107	0
[7]Sep 15 - Sep 30	**10**	**1**	**121**	**122**	**3**	**183**	**186**	**7**
[8]Sep 30 - Oct 14	**10**	**8**	**187**	**195**	**5**	**187**	**192**	**0**

[1]No traps were serviced in Zone 31 during the weeks of January 2 and January 9 due to excessive rain and muddy conditions preventing access; no traps were serviced in Zone 31 during the week of January 16 due to dense fog preventing safe travel to trap sites

[2]No traps were serviced in Zone 31 during the week of February 20 due to excessive rain and muddy conditions preventing access
[3]Trap numbers 5, 6, 7, and 8 not serviced in Zone 31 during the week of March 13 due to pesticide applications on site
[4]No traps were serviced in Zone 31 during the week of May 1 due to pesticide applications on site
[5]No traps were serviced in Zone 31 during the week of June 19 due to pesticide applications on site
[6]No traps were serviced in Zone 31 during the week of August 28 due to staffing issues
[7]No traps were serviced in Zone 31 during the week of September 25 due to staffing issues
[8]No traps were serviced in Zone 31 during the week of October 9 due to staffing issues

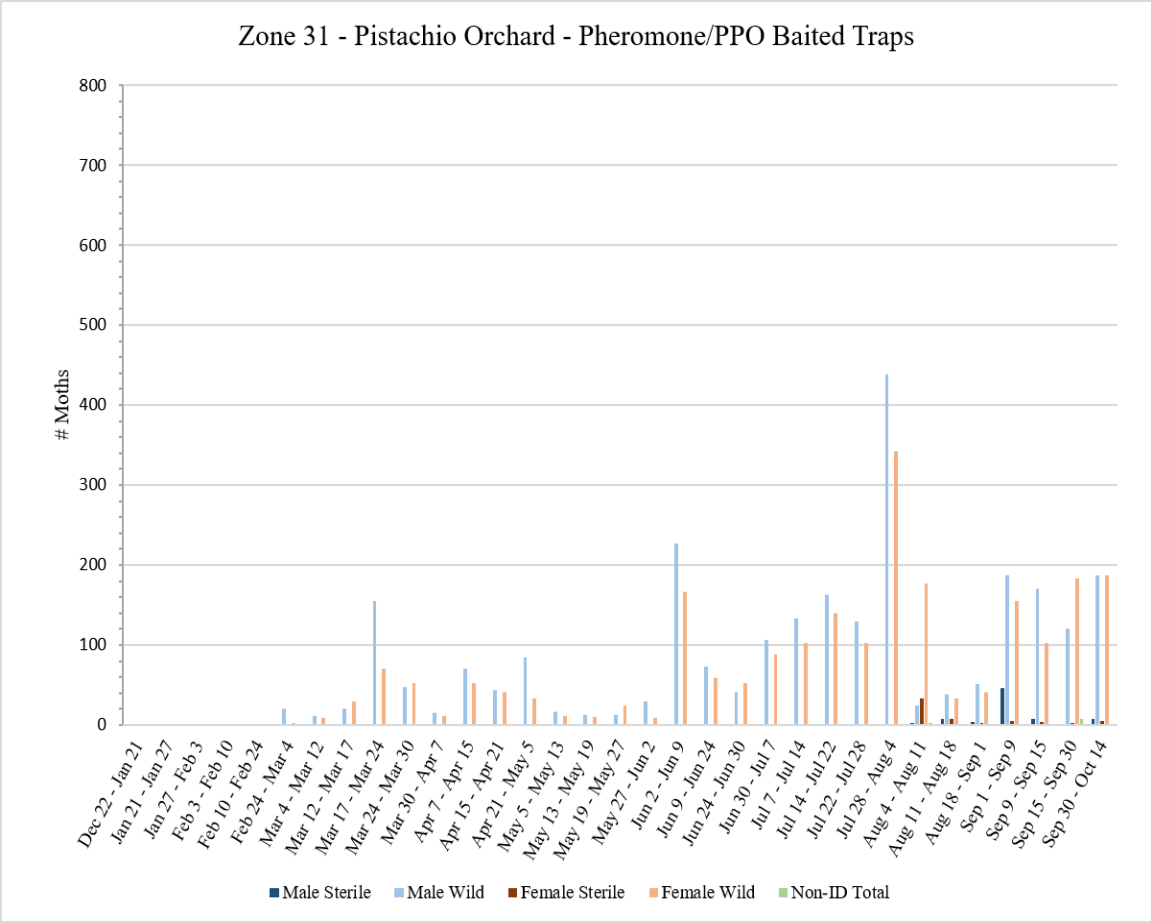

Zone 32 – Pistachio Orchard

A total of **8** pheromone/PPO lure-baited traps were collected from Zone 32 on Wednesday, September 30. Trap number 5 was missing.

No traps were collected from Zone 32 during the week of October 9 due to staffing issues.

A total of **9** pheromone/PPO lure-baited traps were collected from Zone 32 on Wednesday, October 14.

Zone 32 - Pistachio								
Pheromone/PPO Lure Baited Traps								
Dates Traps in Field	# of Releases During Trap Period	Male Sterile	Male Wild	Male Total	Female Sterile	Female Wild	Female Total	Non-ID Total
[1]Dec 23 – Jan 13	0	0	0	0	0	0	0	0
Jan 13 – Jan 21	0	0	0	0	0	0	0	0
Jan 21 – Jan 27	0	0	0	0	0	0	0	0
Jan 27 – Feb 3	0	0	0	0	0	0	0	0
Feb 3 - Feb 10	0	0	0	0	0	0	0	0
[2]Feb 10 - Feb 24	0	0	0	0	0	0	0	0
Feb 24 - Mar 4	0	0	99	99	0	13	13	0
Mar 4 - Mar 11	0	0	59	59	0	21	21	0
Mar 11 – Mar 17	0	0	207	207	0	27	27	0
Mar 17 – Mar 23	0	0	127	127	0	101	101	0
Mar 23 – Mar 30	0	0	81	81	0	108	108	0
Mar 30 – Apr 7	0	0	41	41	0	34	34	0
Apr 7 – Apr 15	0	0	81	81	0	64	64	0
Apr 15 – Apr 22	0	0	135	135	0	48	48	0
[3]Apr 22 – May 5	0	0	165	165	0	46	46	0
May 5 – May 13	0	0	40	40	0	23	23	0
May 13 – May 19	0	0	19	19	0	28	28	0
May 19 – May 27	0	0	41	41	0	90	90	0
May 27 – Jun 2	0	0	78	78	0	64	64	0
Jun 2 – Jun 9	0	0	205	205	0	115	115	0
[4]Jun 9 – Jun 24	0	0	85	85	0	72	72	0
Jun 24 – Jun 30	0	0	61	61	0	26	26	0
Jun 30 – Jul 7	0	0	96	96	0	82	82	0
Jul 7 - Jul 14	0	0	135	135	0	118	118	0
Jul 14 - Jul 22	0	0	110	110	0	92	92	1
Jul 22 - Jul 28	0	0	24	24	0	25	25	0
Jul 28 – Aug 4	0	0	21	21	0	455	455	6
Aug 4 – Aug 11	0	0	47	47	0	200	200	2
Aug 11 – Aug 18	0	0	192	192	0	167	167	0
[5]Aug 18 - Sep 1	0	0	178	178	0	131	131	0
Sep 1 – Sep 9	0	0	238	238	0	104	104	0
Sep 9 - Sep 15	0	0	206	206	0	107	107	0
[6]Sep 15 - Sep 30	**0**	**0**	**156**	**156**	**0**	**112**	**112**	**1**
[7]Sep 30 - Oct 14	**0**	**0**	**233**	**233**	**0**	**145**	**145**	**0**
[1]No traps were serviced in Zone 32 during the weeks of January 2 and January 9 due to excessive rain and								

muddy conditions preventing access
[2]No traps were serviced in Zone 32 during the week of February 20 due to excessive rain and muddy conditions preventing access
[3]No traps were serviced in Zone 32 during the week of May 1 due to pesticide applications on site
[4]No traps were serviced in Zone 32 during the week of June 19 due to pesticide applications on site
[5]No traps were serviced in Zone 32 during the week of August 28 due to staffing issues
[6]No traps were serviced in Zone 32 during the week of September 25 due to staffing issues
[7]No traps were serviced in Zone 32 during the week of October 9 due to staffing issues

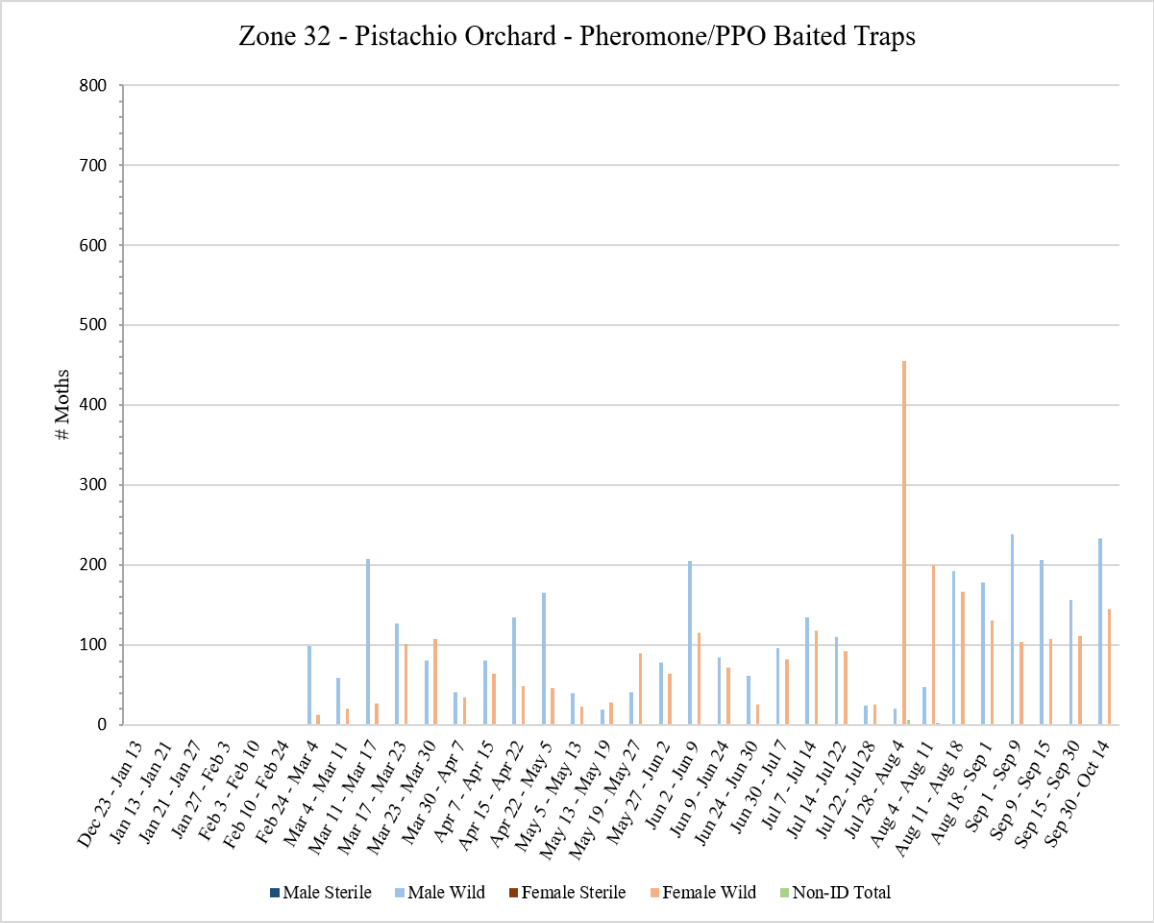

Zone 33 – Pistachio Orchard

A total of **8** pheromone/PPO lure-baited traps were collected from Zone 33 on Thursday, October 1. Trap number 5 was missing.

No traps were collected from Zone 33 during the week of October 9 due to staffing issues.

A total of **9** pheromone/PPO lure-baited traps were collected from Zone 33 on Wednesday, October 14.

Zone 33 - Pistachio								
Pheromone/PPO Lure Baited Traps								
Dates Traps in Field	# of Releases During Trap Period	Male Sterile	Male Wild	Male Total	Female Sterile	Female Wild	Female Total	Non-ID Total
[1]Dec 23 – Jan 13	0	0	0	0	0	0	0	0
Jan 13 – Jan 21	0	0	0	0	0	0	0	0
Jan 21 – Jan 27	0	0	0	0	0	0	0	0
Jan 27 – Feb 3	0	0	0	0	0	0	0	0
Feb 3 - Feb 10	0	0	0	0	0	0	0	0
[2]Feb 10 - Feb 26	0	0	6	6	0	0	0	0
Feb 26 - Mar 4	0	0	75	75	0	3	3	0
Mar 4 - Mar 11	0	0	37	37	0	9	9	0
Mar 11 – Mar 17	0	0	197	197	0	60	60	0
Mar 17 – Mar 23	0	0	245	245	0	105	105	0
Mar 23 - Mar 30	0	0	91	91	0	75	75	0
Mar 30 - Apr 8	0	0	46	46	0	45	45	0
Apr 8 - Apr 15	0	0	48	48	0	16	16	0
[3]Apr 15 – May 7	0	0	46	46	0	17	17	0
May 7 – May 13	0	0	55	55	0	33	33	0
May 13 – May 19	0	0	8	8	0	6	6	0
May 19 – May 27	0	0	25	25	0	17	17	0
May 27 – Jun 2	0	0	57	57	0	40	40	0
Jun 2 – Jun 9	0	0	205	205	0	101	101	0
[4]Jun 9 – Jun 24	0	0	157	157	0	101	101	0
Jun 24 – Jun 30	0	0	6	6	0	4	4	0
Jun 30 – Jul 7	0	0	32	32	0	28	28	0
Jul 7 - Jul 14	0	0	41	41	0	26	26	0
Jul 14 - Jul 22	0	0	21	21	0	17	17	0
Jul 22 - Jul 28	0	0	10	10	0	5	5	1
Jul 28 – Aug 4	0	0	789	789	0	10	10	0
Aug 4 – Aug 11	0	0	194	194	0	257	257	1
Aug 11 – Aug 18	0	0	98	98	0	90	90	0
[5]Aug 18 - Sep 2	0	0	263	263	0	76	76	0
Sep 2 – Sep 9	0	0	365	365	0	291	291	0
Sep 9 - Sep 15	0	0	376	376	0	235	235	0
[6]Sep 15 - Oct 1	**0**	**0**	**76**	**76**	**0**	**96**	**96**	**0**
[7]Oct 1 - Oct 14	**0**	**0**	**295**	**295**	**0**	**176**	**176**	**0**
[1]No traps were serviced in Zone 33 during the weeks of January 2 and January 9 due to excessive rain and muddy conditions preventing access								

[2]No traps were serviced in Zone 33 during the week of February 20 due to excessive rain and muddy conditions preventing access
[3]No traps were serviced in Zone 33 during the weeks of April 24 and May 1 due to pesticide applications on site
[4]No traps were serviced in Zone 33 during the week of June 19 due to pesticide applications on site
[5]No traps were serviced in Zone 33 during the week of August 28 due to staffing issues
[6]No traps were serviced in Zone 33 during the week of September 25 due to staffing issues
[7]No traps were serviced in Zone 33 during the week of October 9 due to staffing issues

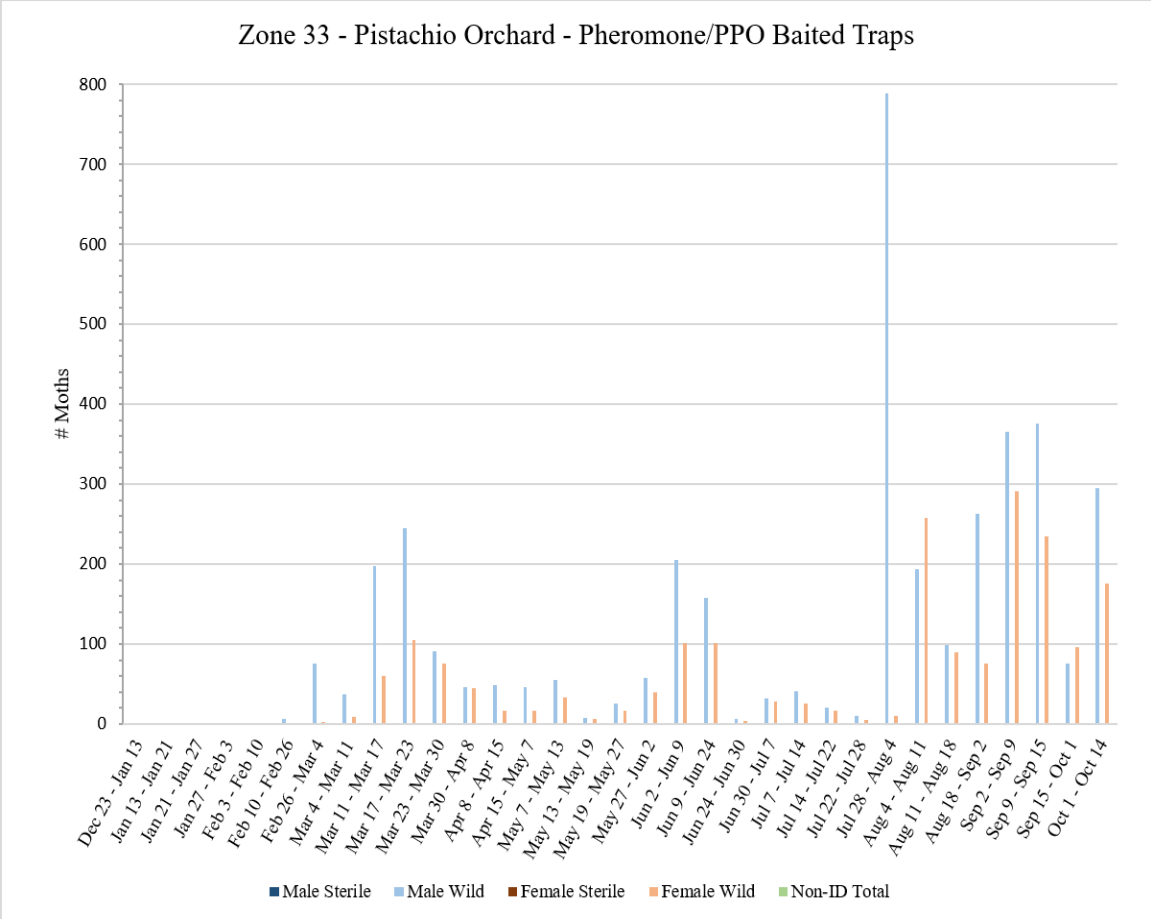

Zone 34 – Pistachio Orchard

No traps were collected from Zone 34 during the weeks of October 2 and October 9 due to staffing issues.

A total of **9** pheromone/PPO lure-baited traps were collected from Zone 34 on Tuesday, October 13.

Zone 34 - Pistachio								
Pheromone/PPO Lure Baited Traps								
Dates Traps in Field	# of Releases During Trap Period	Male Sterile	Male Wild	Male Total	Female Sterile	Female Wild	Female Total	Non-ID Total
[1]Dec 23 – Jan 13	0	0	0	0	0	0	0	0
Jan 13 – Jan 22	0	0	0	0	0	0	0	0
Jan 22 – Jan 28	0	0	0	0	0	0	0	0
Jan 28 – Feb 2	0	0	0	0	0	0	0	0
Feb 2 - Feb 10	0	0	0	0	0	0	0	0
[2]Feb 10 - Feb 26	0	0	0	0	0	0	0	0
Feb 26 - Mar 3	0	0	3	3	0	2	2	0
Mar 3 - Mar 9	0	0	2	2	0	0	0	0
Mar 9 – Mar 16	0	0	49	49	0	17	17	0
Mar 16 – Mar 24	0	0	91	91	0	21	21	0
Mar 24 - Apr 2	0	0	36	36	0	16	16	0
Apr 2 - Apr 7	0	0	4	4	0	1	1	0
Apr 7 - Apr 16	0	0	67	67	0	14	14	0
Apr 16 – Apr 23	0	0	27	27	0	3	3	0
Apr 23 – Apr 28	0	0	26	26	0	8	8	0
Apr 28 – May 5	0	0	59	59	0	26	26	0
May 5 – May 11	0	0	44	44	0	6	6	0
May 11 – May 19	0	0	24	24	0	3	3	0
May 19 – May 27	0	0	16	16	0	10	10	0
May 27 – Jun 3	0	0	11	11	0	23	23	0
Jun 3 – Jun 9	0	0	59	59	0	33	33	0
Jun 9 – Jun 15	0	0	27	27	0	53	53	0
Jun 15 – Jun 24	0	0	2	2	0	6	6	0
Jun 24 – Jul 1	0	0	73	73	0	43	43	0
Jul 1 – Jul 7	0	0	12	12	0	5	5	0
Jul 7 - Jul 16	0	0	9	9	0	8	8	0
Jul 16 - Jul 22	0	0	79	79	0	58	58	0
Jul 22 - Jul 29	0	0	17	17	0	10	10	1
Jul 29 – Aug 5	1	0	17	17	0	95	95	1
Aug 5 – Aug 11	1	0	47	47	0	12	12	0
Aug 11 – Aug 19	2	3	83	86	3	46	49	0
[3]Aug 19 - Aug 31	10	9	77	86	0	105	105	0
Aug 31 – Sep 8	7	5	124	129	6	91	97	0
Sep 8 - Sep 14	6	3	155	158	1	148	149	0
[4]Sep 14 – Oct 13	**22**	**14**	**86**	**100**	**5**	**86**	**91**	**0**
[1]No traps were serviced in Zone 34 during the weeks of January 2 and January 9 due to excessive rain and muddy conditions preventing access								
[2]No traps were serviced in Zone 34 during the week of February 20 due to excessive rain and muddy conditions								

preventing access
[3]No traps were serviced in Zone 34 during the week of August 28 due to staffing issues
[4]No traps were serviced in Zone 34 during the weeks of September 25, October 2, and October 9 due to staffing issues

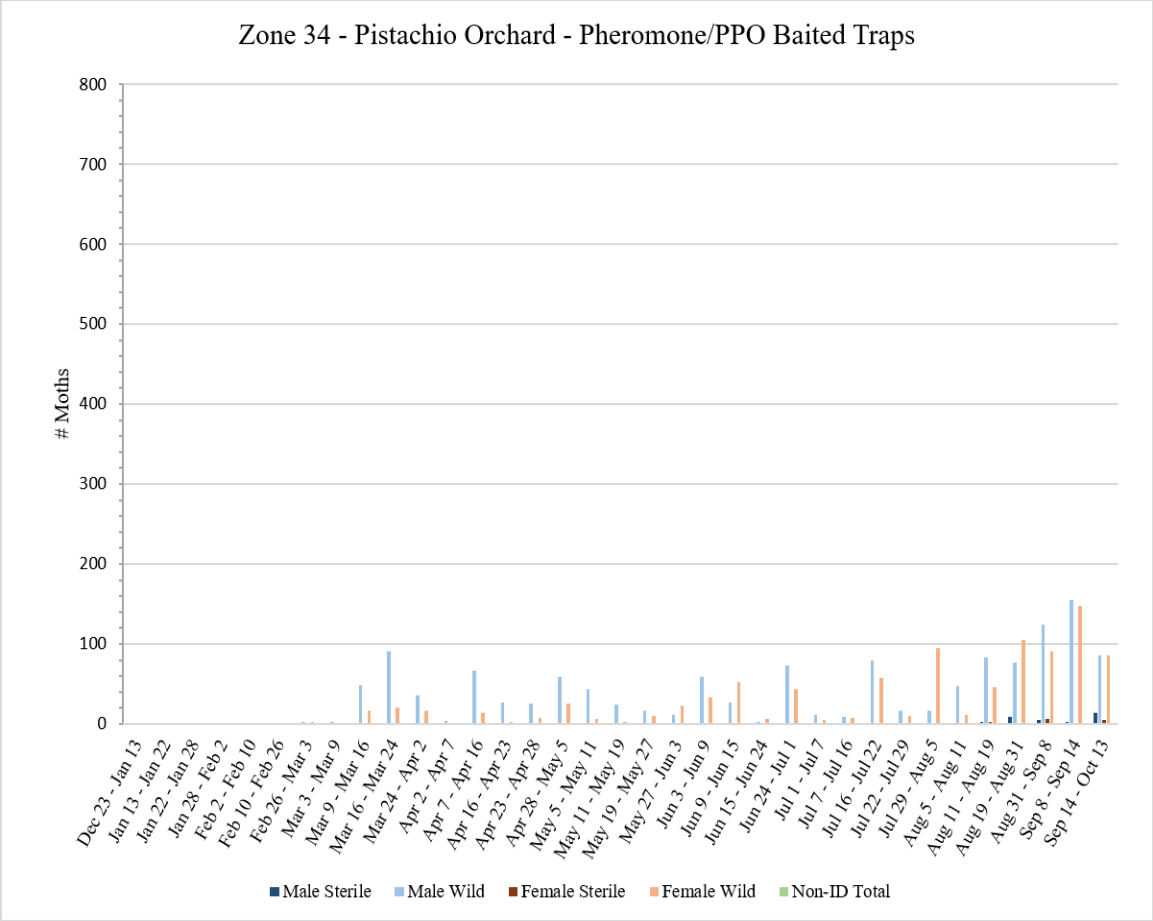

Zone 35 – Pistachio Orchard

No traps were collected from Zone 35 during the weeks of October 2 and October 9 due to staffing issues.

A total of **9** pheromone/PPO lure-baited traps were collected from Zone 35 on Monday, October 12.

Zone 35 - Pistachio								
Pheromone/PPO Lure Baited Traps								
Dates Traps in Field	# of Releases During Trap Period	Male Sterile	Male Wild	Male Total	Female Sterile	Female Wild	Female Total	Non-ID Total
Jul 13 – Jul 21	0	0	131	131	0	108	108	0
Jul 21 – Jul 29	0	0	222	222	0	187	187	0
Jul 29 – Aug 6	1	0	172	172	0	133	133	0
Aug 6 – Aug 10	1	0	5	5	2	3	5	0
Aug 10 – Aug 17	1	0	0	0	0	2	2	0
Aug 17 - Aug 24	3	0	10	10	0	23	23	0
Aug 24 - Aug 31	7	8	189	197	13	165	178	0
[1]Aug 31 - Sep 14	13	1	346	347	2	219	221	1
Sep 14 - Sep 22	8	0	167	167	0	103	103	0
[2]Sep 22 - Oct 12	**12**	**1**	**43**	**44**	**0**	**206**	**206**	**0**
[1]No traps were serviced in Zone 35 during the week of September 11 due to staffing issues								
[2]No traps were serviced in Zone 35 during the weeks of October 2 and October 9 due to staffing issues								

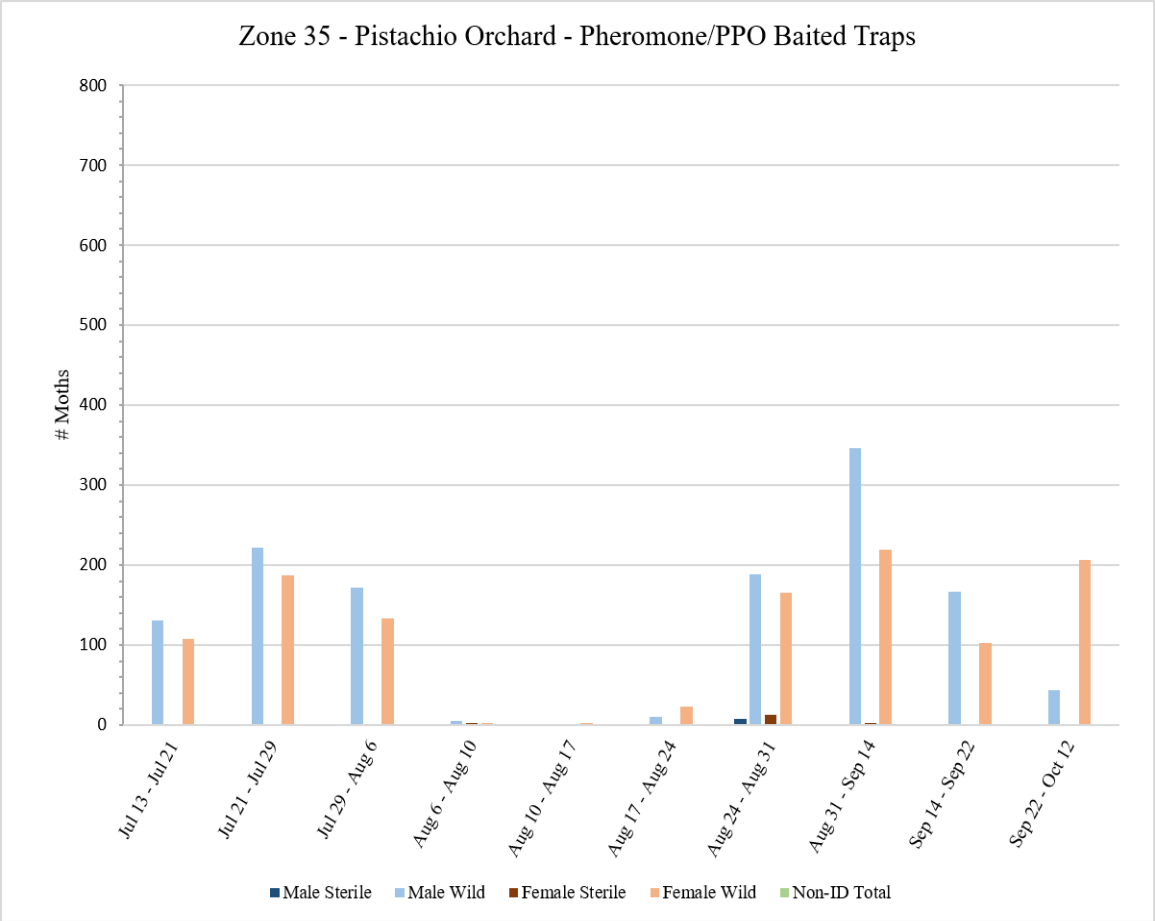
Zone 35 - Pistachio Orchard - Pheromone/PPO Baited Traps
Moths
800
700
600
500
400
300
200
100
0
Jul 13 - Jul 21
Jul 21 - Jul 29
Jul 29 - Aug 6
Aug 6 - Aug 10
Aug 10 - Aug 17
Aug 17 - Aug 24
Aug 24 - Aug 31
Aug 31 - Sep 14
Sep 14 - Sep 22
Sep 22 - Oct 12
Male Sterile
Male Wild
Female Sterile
Female Wild
Non-ID Total

IV. NOW Degree Days

NOW Degree days begin to accumulate when ambient temperatures remain between the lower threshold of 55° F and the upper threshold of 94° F. Using data from weather stations nearest to the trap sites, courtesy of the UC IPM website - https://ipm.ucanr.edu/PHENOLOGY/ma-navel_orangeworm.html, the chart below shows daily and total accumulated degree days starting on January 1, 2026. The model uses a single sine and horizontal cutoff method of calculating degree days.

Weather Station Location: Five Points, Fresno

Date	Air Temperatures (°F)		Degree Days	
	Min	Max	Daily	Accumulated
01/01/2026	48.80	66.10	4.09	4.09
01/02/2026	43.50	69.10	4.75	8.84
01/03/2026	52.20	62.80	3.13	11.97
01/04/2026	48.50	58.90	1.06	13.03
01/05/2026	45.10	61.60	1.85	14.88
01/06/2026	43.60	65.90	3.43	18.31
01/07/2026	40.80	60.10	1.14	19.45
01/08/2026	39.10	55.20	0.01	19.46
01/09/2026	30.60	55.70	0.05	19.51
01/10/2026	28.70	57.00	0.23	19.74
01/11/2026	30.80	61.40	1.27	21.01
01/12/2026	31.70	63.50	1.92	22.93
01/13/2026	31.50	63.90	2.04	24.97
01/14/2026	41.10	63.00	2.14	27.11
01/15/2026	38.78	57.40	0.37	27.48
01/16/2026	34.50	59.10	0.72	28.20
01/17/2026	37.80	51.90	0.00	28.20
01/18/2026	40.80	49.60	0.00	28.20
01/19/2026	41.80	51.80	0.00	28.20
01/20/2026	40.20	45.50	0.00	28.20
01/21/2026	42.60	50.20	0.00	28.20
01/22/2026	40.90	61.20	1.50	29.70
01/23/2026	38.80	52.50	0.00	29.70
01/24/2026	38.40	48.20	0.00	29.70
01/25/2026	34.70	53.50	0.00	29.70
01/26/2026	35.00	60.30	1.05	30.75
01/27/2026	32.90	61.70	1.41	32.16
01/28/2026	36.40	65.30	2.72	34.88
01/29/2026	35.80	64.80	2.51	37.39
01/30/2026	34.60	64.90	2.49	39.88
01/31/2026	37.90	66.80	3.35	43.23
02/01/2026	38.80	63.40	2.16	45.39
02/02/2026	35.20	64.70	2.45	47.84
02/03/2026	36.80	65.20	2.70	50.54
02/04/2026	33.50	67.60	3.39	53.93
02/05/2026	36.30	71.00	4.86	58.79
02/06/2026	47.90	76.30	8.65	67.44
02/07/2026	42.50	70.70	5.32	72.76
02/08/2026	37.80	71.90	5.35	78.11
02/09/2026	46.80	60.00	1.36	79.47

Date	Air Temperatures (°F)		Degree Days	
	Min	Max	Daily	Accumulated
02/10/2026	47.00	66.40	3.99	83.46
02/11/2026	43.70	65.20	3.15	86.61
02/12/2026	37.70	64.80	2.60	89.21
02/13/2026	37.20	67.20	3.46	92.67
02/14/2026	39.40	69.10	4.36	97.03
02/15/2026	45.70	67.20	4.18	101.21
02/16/2026	46.10	56.40	0.22	101.43
02/17/2026	42.00	55.10	0.00	101.43
02/18/2026	35.80	53.10	0.00	101.43
02/19/2026	36.30	54.80	0.00	101.43
02/20/2026	31.00	55.20	0.01	101.44
02/21/2026	33.90	64.50	2.32	103.76
02/22/2026	34.50	69.10	4.00	107.76
02/23/2026	38.80	70.10	4.71	112.47
02/24/2026	50.20	73.30	7.70	120.17
02/25/2026	53.90	77.20	10.65	130.82
02/26/2026	53.50	75.50	9.67	140.49
02/27/2026	52.40	75.60	9.37	149.86
02/28/2026	53.90	81.20	12.64	162.50
03/01/2026	53.10	73.60	8.60	171.10
03/02/2026	47.70	69.40	5.42	176.52
03/03/2026	43.30	70.50	5.32	181.84
03/04/2026	45.60	70.80	5.74	187.58
03/05/2026	44.60	66.90	3.93	191.51
03/06/2026	39.90	67.80	3.88	195.39
03/07/2026	38.40	70.30	4.76	200.15
03/08/2026	40.70	79.80	9.07	209.22
03/09/2026	44.60	80.70	10.09	219.31
03/10/2026	46.80	76.20	8.39	227.70
03/11/2026	42.50	76.90	8.03	235.73
03/12/2026	43.40	80.50	9.80	245.53
03/13/2026	44.60	79.10	9.35	254.88
03/14/2026	45.20	81.00	10.34	265.22
03/15/2026	47.90	79.50	10.16	275.38
03/16/2026	49.60	85.30	13.36	288.74
03/17/2026	48.70	91.80	16.29	305.03
03/18/2026	56.00	94.70	20.35	325.38
03/19/2026	58.00	92.10	20.05	345.43
03/20/2026	53.40	94.40	19.03	364.46
03/21/2026	53.70	88.90	16.41	380.87
03/22/2026	52.40	85.00	14.01	394.88
03/23/2026	54.50	88.30	16.43	411.31
03/24/2026	53.00	86.60	15.01	426.32
03/25/2026	50.60	86.00	13.97	440.29
03/26/2026	51.10	79.70	11.02	451.31
03/27/2026	49.00	84.10	12.62	463.93
03/28/2026	50.20	87.40	14.54	478.47
03/29/2026	51.30	87.30	14.81	493.28
03/30/2026	52.90	85.50	14.43	507.71
03/31/2026	53.70	71.60	7.80	515.51
04/01/2026	46.00	75.10	7.75	523.26

Date	Air Temperatures (°F)		Degree Days	
	Min	Max	Daily	Accumulated
04/02/2026	49.20	69.70	5.80	529.06
04/03/2026	39.00	76.60	7.45	536.51
04/04/2026	43.30	84.60	11.68	548.19
04/05/2026	44.00	87.90	13.35	561.54
04/06/2026	53.20	86.50	15.03	576.57
04/07/2026	46.60	83.50	11.79	588.36
04/08/2026	65.30	85.10	20.20	608.56
04/09/2026	59.20	84.40	16.80	625.36
04/10/2026	51.70	76.60	9.67	635.03
04/11/2026	51.70	73.90	8.35	643.38
04/12/2026	46.90	69.00	5.12	648.50
04/13/2026	43.30	69.20	4.77	653.27
04/14/2026	40.80	73.90	6.50	659.77
04/15/2026	45.20	76.20	8.12	667.89
04/16/2026	48.90	72.80	7.19	675.08
04/17/2026	42.90	75.80	7.60	682.68
04/18/2026	42.30	83.00	10.77	693.45
04/19/2026	49.10	86.30	13.71	707.16
04/20/2026	45.10	83.40	11.45	718.61
04/21/2026	46.80	69.40	5.28	723.89
04/22/2026	41.20	72.30	5.86	729.75
04/23/2026	46.20	74.70	7.60	737.35
04/24/2026	47.90	79.10	9.97	747.32
04/25/2026	47.40	66.90	4.25	751.57
04/26/2026	51.70	64.70	3.93	755.50
04/27/2026	46.80	70.20	5.64	761.14
04/28/2026	43.50	75.10	7.37	768.51
04/29/2026	46.80	81.30	10.79	779.30
04/30/2026	49.70	86.10	13.77	793.07
05/01/2026	53.20	88.80	16.17	809.24
05/02/2026	55.60	90.60	18.10	827.34
05/03/2026	54.50	76.30	10.43	837.77
05/04/2026	55.90	70.20	8.05	845.82
05/05/2026	53.30	69.70	6.73	852.55
05/06/2026	48.50	79.20	10.15	862.70
05/07/2026	53.50	89.00	16.38	879.08
05/08/2026	55.60	90.70	18.15	897.23
05/09/2026	49.90	90.50	15.98	913.21
05/10/2026	56.50	93.40	19.95	933.16
05/11/2026	58.90	97.70	23.30	956.46
05/12/2026	60.10	97.30	23.70	980.16
05/13/2026	52.70	85.00	14.11	994.27
05/14/2026	59.70	87.80	18.75	1013.02
05/15/2026	53.00	90.50	16.95	1029.97
05/16/2026	51.60	84.30	13.42	1043.39
05/17/2026	50.20	81.10	11.47	1054.86
05/18/2026	53.40	82.10	12.91	1067.77
05/19/2026	48.00	88.20	14.36	1082.13
05/20/2026	51.10	90.70	16.42	1098.55
05/21/2026	54.40	94.00	19.23	1117.78
05/22/2026	57.10	94.10	20.60	1138.38

Date	Air Temperatures (°F)		Degree Days	
	Min	Max	Daily	Accumulated
05/23/2026	53.70	91.00	17.45	1155.83
05/24/2026	53.70	86.90	15.41	1171.24
05/25/2026	51.70	87.50	15.03	1186.27
05/26/2026	50.70	74.40	8.34	1194.61
05/27/2026	49.60	75.00	8.38	1202.99
05/28/2026	49.20	62.70	2.64	1205.63
05/29/2026	46.40	75.80	8.14	1213.77
05/30/2026	53.60	84.30	14.08	1227.85
05/31/2026	51.20	88.40	15.32	1243.17
06/01/2026	54.50	93.20	18.87	1262.04
06/02/2026	58.60	94.50	21.55	1283.59
06/03/2026	58.00	95.00	21.50	1305.09
06/04/2026	54.70	93.80	19.26	1324.35
06/05/2026	59.00	97.50	23.25	1347.60
06/06/2026	58.40	92.40	20.40	1368.00
06/07/2026	49.60	85.70	13.55	1381.55
06/08/2026	53.30	90.00	16.81	1398.36
06/09/2026	61.60	86.30	18.95	1417.31
06/10/2026	57.50	93.50	20.50	1437.81
06/11/2026	60.10	98.40	24.25	1462.06
06/12/2026	62.50	100.90	26.70	1488.76
06/13/2026	65.00	102.20	28.60	1517.36
06/14/2026	63.90	101.00	27.45	1544.81
06/15/2026	62.70	99.30	26.00	1570.81
06/16/2026	66.20	100.90	28.55	1599.36
06/17/2026	61.90	96.20	24.05	1623.41
06/18/2026	63.00	93.70	23.35	1646.76
06/19/2026	0.00	0.00	0.00	1646.76
06/20/2026	58.40	87.80	18.10	1664.86
06/21/2026	0.00	0.00	0.00	1664.86
06/22/2026	60.60	95.50	23.05	1687.91
06/23/2026	57.60	92.15	19.88	1707.79
06/24/2026	63.90	96.70	25.30	1733.09
06/25/2026	0.00	0.00	0.00	1733.09
06/26/2026	58.00	90.50	19.25	1752.34
06/27/2026	61.70	84.90	18.30	1770.64
06/28/2026	50.50	86.20	14.04	1784.68
06/29/2026	52.50	88.30	15.68	1800.36
06/30/2026	55.60	92.60	19.10	1819.46
07/01/2026	60.85	97.83	24.34	1843.80
07/02/2026	54.30	92.40	18.39	1862.19
07/03/2026	58.30	94.80	21.55	1883.74
07/04/2026	62.60	97.40	25.00	1908.74
07/05/2026	68.50	96.00	27.25	1935.99
07/06/2026	63.70	95.00	24.35	1960.34
07/07/2026	60.30	94.10	22.20	1982.54
07/08/2026	57.00	93.50	20.25	2002.79
07/09/2026	58.30	97.90	23.10	2025.89
07/10/2026	63.00	101.60	27.30	2053.19
07/11/2026	60.10	99.40	24.75	2077.94
07/12/2026	72.40	96.60	29.50	2107.44

Date	Air Temperatures (°F)		Degree Days	
	Min	Max	Daily	Accumulated
07/13/2026	68.50	96.90	27.70	2135.14
07/14/2026	68.60	103.70	31.15	2166.29
07/15/2026	68.60	104.30	31.45	2197.74
07/16/2026	66.40	100.00	28.20	2225.94
07/17/2026	60.90	99.30	25.10	2251.04
07/18/2026	64.70	97.90	26.30	2277.34
07/19/2026	65.90	99.80	27.85	2305.19
07/20/2026	66.20	100.20	28.20	2333.39
07/21/2026	70.20	102.20	31.20	2364.59
07/22/2026	63.03	97.40	25.21	2389.80
07/23/2026	61.30	95.80	23.55	2413.35
07/24/2026	63.70	99.00	26.35	2439.70
07/25/2026	66.30	97.90	27.10	2466.80
07/26/2026	63.30	98.20	25.75	2492.55
07/27/2026	62.20	97.80	25.00	2517.55
07/28/2026	57.30	96.70	22.00	2539.55
07/29/2026	60.60	99.60	25.10	2564.65
07/30/2026	61.80	101.50	26.65	2591.30
07/31/2026	61.40	101.70	26.55	2617.85
08/01/2026	62.30	102.80	27.55	2645.40
08/02/2026	64.00	105.30	29.65	2675.05
08/03/2026	65.30	105.60	30.45	2705.50
08/04/2026	65.90	106.90	31.40	2736.90
08/05/2026	64.80	103.40	29.10	2766.00
08/06/2026	66.90	103.70	30.30	2796.30
08/07/2026	68.00	103.20	30.60	2826.90
08/08/2026	69.40	104.80	29.48	2807.15
08/09/2026	67.90	108.30	29.34	2836.49
08/10/2026	68.50	108.40	29.63	2866.12
08/11/2026	66.20	96.83	26.14	2892.26
08/12/2026	71.70	100.90	29.84	2922.10
08/13/2026	66.20	92.40	24.30	2946.40
08/14/2026	60.90	90.20	20.55	2966.95
08/15/2026	61.70	92.60	22.15	2989.10
08/16/2026	62.40	95.10	23.66	3012.76
08/17/2026	64.00	98.70	25.61	3038.37
08/18/2026	64.60	98.20	25.76	3064.13
08/19/2026	65.00	102.10	26.91	3091.04
08/20/2026	61.13	92.93	22.03	3113.07
08/21/2026	61.43	96.58	23.70	3136.77
08/22/2026	65.60	95.65	25.46	3162.23
08/23/2026	62.90	96.48	24.40	3186.63
08/24/2026	64.13	97.33	25.27	3211.90
08/25/2026	64.55	93.85	24.20	3236.10
08/26/2026	61.78	94.63	23.16	3259.26
08/27/2026	60.10	96.38	22.98	3282.24
08/28/2026	59.40	96.18	22.56	3304.80
08/29/2026	60.65	96.83	23.40	3328.20
08/30/2026	59.08	97.23	22.75	3350.95
08/31/2026	61.93	98.68	24.58	3375.53
09/01/2026	60.63	98.45	23.88	3399.41

Date	Air Temperatures (°F)		Degree Days	
	Min	Max	Daily	Accumulated
09/02/2026	64.28	96.60	25.12	3424.53
09/03/2026	64.43	93.23	23.82	3448.35
09/04/2026	60.75	95.18	22.87	3471.22
09/05/2026	61.10	97.98	23.98	3495.20
09/06/2026	64.15	100.48	26.13	3521.33
09/07/2026	63.63	98.13	25.26	3546.59
09/08/2026	63.70	97.98	25.26	3571.85
09/09/2026	65.78	96.90	25.96	3597.81
09/10/2026	66.28	94.08	25.17	3622.98
09/11/2026	61.65	90.33	20.99	3643.97
09/12/2026	58.15	90.70	19.42	3663.39
09/13/2026	59.63	89.15	19.39	3682.78
09/14/2026	58.93	88.95	18.94	3701.72
09/15/2026	57.63	90.75	19.19	3720.91
09/16/2026	57.60	89.90	18.75	3739.66
09/17/2026	56.18	86.00	16.09	3755.75
09/18/2026	57.28	81.33	14.30	3770.05
09/19/2026	59.83	79.90	14.86	3784.91
09/20/2026	59.88	85.55	17.71	3802.62
09/21/2026	55.48	84.45	14.96	3817.58
09/22/2026	55.70	87.05	16.38	3833.96
09/23/2026	57.25	91.15	19.20	3853.16
09/24/2026	58.50	89.68	19.09	3872.25
09/25/2026	58.75	92.50	20.63	3892.88
09/26/2026	57.78	89.75	18.76	3911.64
09/27/2026	57.00	90.23	18.61	3930.25
09/28/2026	56.58	88.35	17.46	3947.71
09/29/2026	55.93	87.50	16.71	3964.42
09/30/2026	56.20	84.63	15.41	3979.83
10/01/2026	54.40	85.18	14.82	3994.65
10/02/2026	54.73	86.53	15.64	4010.29
10/03/2026	54.03	86.50	15.33	4025.62
10/04/2026	53.40	89.38	16.53	4042.15
10/5/2026	54.40	91.38	17.92	4060.07
10/6/2026	56.30	92.98	19.64	4079.71
10/7/2026	55.38	94.65	19.98	4099.69
10/8/2026	56.08	93.75	19.91	4119.60
10/9/2026	60.20	98.10	23.57	4143.17
10/10/2026	55.30	86.28	15.79	4158.96
10/11/2026	54.98	82.53	13.75	4172.71
10/12/2026	49.50	72.40	7.12	4179.83
10/13/2026	49.68	80.88	11.23	4191.06
10/14/2026	51.43	78.63	10.58	4201.64
10/15/2026	43.00	85.80	12.18	4213.82
10/16/2026	**46.60**	**91.30**	**15.53**	**4229.35**

V. Quality Control

QC tests are performed on samples taken from each shipment of sterile NOW moths. These tests include: zero-hour mortality rates, zero-hour mating dissections, forty-eight-hour mating dissections, seven-day longevity monitoring, and crush tests. Throughout the span of a week, Monday through Sunday, the results of each test are averaged. Below are the QC results from samples of sterile NOW moths taken during the week of Monday, September 21, 2026 to Sunday, September 27, 2026:

- 0% of moths from samples found dead at zero hour
- 1% of moths from samples found to have mated at zero hour
- 79% of moths from samples found to have mated after forty-eight hours
- 74% of moths from samples remained alive after seven days in BioChamber
- 92% of moths from samples found to have distinct red dye markings

Below are the QC results from samples of sterile NOW moths taken during the week of Monday, September 28, 2026 to Sunday, October 4, 2026:

- 0% of moths from samples found dead at zero hour
- 2% of moths from samples found to have mated at zero hour
- 81% of moths from samples found to have mated after forty-eight hours
- 82% of moths from samples remained alive after seven days in BioChamber
- 93% of moths from samples found to have distinct red dye markings

Below are the QC results from samples of sterile NOW moths taken during the week of Monday, October 5, 2026 to Sunday, October 11, 2026:

- 0% of moths from samples found dead at zero hour
- 3% of moths from samples found to have mated at zero hour
- 76% of moths from samples found to have mated after forty-eight hours
- 84% of moths from samples remained alive after seven days in BioChamber
- 92% of moths from samples found to have distinct red dye markings

To receive notification when reports are available on the NOW webpage, please subscribe here: https://public.govdelivery.com/accounts/CADFA/subscriber/new.

Questions regarding the NOW Program can be sent to: NOWProgram@cdfa.ca.gov