

Navel Orangeworm Program 2026 – Weekly Report

Week Ending – May 8, 2026

California Department of Food & Agriculture
Plant Health and Pest Prevention Services
Integrated Pest Control Branch
5100 Douglas Avenue
Shafter, CA 93263
Phone: (661) 395-2914
Fax: (661) 399-1601

I. Program Updates

Navel Orangeworm Area Wide Program – Multi-Phase Approach

Phase 1 – 2018-2022

Phase 1 was the Initial Phase of the Navel Orangeworm (NOW) Program (Program) with a focus on developing NOW sterile insect technique (SIT) moths, determining their viability during cold storage transfer, performing quality control (QC) on mating propensity and survivability of the sterile moths, developing a trap monitoring program, and collecting preliminary damage data from the orchards participating in the Program's project site.

Phase 2 – 2023-2026

Phase 2 is the Data Phase of the NOW Program. The focus of this phase is controlling variables within the orchards participating in the Program's project site to increase the integrity of the field data being collected.

Navel Orangeworm Sterile Insect Technique

The Navel Orangeworm Program utilizes NOW SIT moths obtained from the United States Department of Agriculture (USDA) and California Department of Food and Agriculture's (CDFA) Phoenix, Arizona Rearing Facility. QC tests are performed on every shipment of NOW SIT moths used for aerial releases.

Releases of sterile NOW moths began on April 2, 2026, over select sites in Fresno, Kings, and Kern Counties. Initially, releases will be conducted exclusively over almond sites and will change to being conducted exclusively over pistachio sites later in the year to prioritize periods of crop specific vulnerability to NOW damage.

Listed below are any circumstances which prevented regular releases in 2026:

- April 21: No releases due to rain and muddy conditions preventing access to the release sites; magazine from April 21 held overnight for release on April 22
- April 22: Double aerial releases conducted for both magazines from April 21 and April 22
- April 25: No releases due to issue at rearing facility

Navel Orangeworm Trapping

The Phase 2 Areawide Project Site for 2026 currently includes 31 orchards: 15 pistachio and 16 almond, located within Fresno, Kings, and Kern counties. All 31 orchards, designated as Zones 3, 5-34, are approximately 160 acres each with 9 trap sites placed per zone. Trapping is conducted weekly year-round in all zones.

Zone 2 was removed from the program on April 20 due to management changes over the participating acreage. A replacement zone is currently being investigated and will be added to the program when finalized.

Listed below are any circumstances which prevented regular trap servicing in 2026:

- Week of January 2: No traps were serviced in all zones due to excessive rain and muddy conditions preventing access to trap sites
- Week of January 9: No traps were serviced in all zones due to excessive rain and muddy conditions preventing access to trap sites
- Week of January 16: No traps were serviced in Zones 14, 26, and 31 due to dense fog preventing safe travel to trap sites; no traps were serviced in Zones 20 and 21 due to pesticide applications on site; trap numbers 5 and 6 were not serviced in Zone 28 due to farm equipment and livestock preventing access to trap sites
- Week of January 23: No traps were serviced in Zones 5, 13, and 14 due to pesticide applications on site; trap numbers 4-9 not serviced in Zone 20 due to pesticide applications on site; trap number 5 not serviced in Zone 28 due to farm equipment and livestock preventing access to trap sites
- Week of January 30: Zones 13 and 14 not serviced due to pesticide applications on site; trap numbers 3, 4, 5, 8, and 9 not serviced in Zone 10 due to pesticide applications on site
- Week of February 13: Zones 13 and 14 not serviced due to pesticide applications on site; trap number 9 of Zone 28 and trap number 5 of Zone 29 not serviced due to farm equipment and livestock preventing access to trap sites
- Week of February 20: Only Zones 23 and 25 serviced due to excessive rain and muddy conditions preventing access to trap sites
- Week of February 27: Zone 3 not serviced due to muddy field conditions preventing access; Trap number 5 not serviced in Zone 26 due to muddy field conditions preventing access; Trap numbers 1 and 2 not serviced in Zone 29 due to farm equipment and livestock preventing access to trap sites
- Week of March 6: Zone 14 not serviced due to pesticide applications on site
- Week of March 13: Trap numbers 5, 6, 7, and 8 not serviced in Zone 31 due to pesticide applications on site
- Week of March 20: No traps were serviced in Zones 3, 5, 25, 28, 29, and 30 due to pesticide applications on site; trap number 2 not serviced in Zone 14 due to farm equipment preventing access to trap site
- Week of April 3: No traps were serviced in Zone 2 due to pesticide applications on site; only trap numbers 3 and 4 were serviced in Zone 15 due to pesticide applications on site
- Week of April 10: No traps were serviced in Zones 2, 26, and 27 due to pesticide applications on site
- Week of April 17: No traps were serviced in Zones 2, 20, 21, and 22 due to pesticide applications on site
- Week of April 24: No traps were serviced in Zones 8, 22, 27, and 33 due to pesticide applications on site; no traps were serviced in Zones 13, 14, and 23 due to staffing issues; all Zone 2 traps were removed due to request from grower
- Week of May 1: No traps were serviced in Zones 23, 31, 32, and 33 due to pesticide applications on site
- Week of May 8: No traps were serviced in Zones 3, 7, and 18 due to pesticide applications on site

II. Project Design

The 2026 Area Wide Project Site currently includes 31 orchards located in Fresno, Kings, and Kern counties. Listed below is information related to each orchard within the Program’s project site for 2026:

| Zone # | Crop Type | Acres | Release/Non-release Site | Date Added to Area Wide Project |
|-------------------------|------------------|--------------|---------------------------------|--|
| Zone 3 | Almond | 160 | Non-release | February 2023 |
| Zone 5 | Pistachio | 160 | Release | March 2023 |
| Zone 6 | Pistachio | 160 | Non-release | March 2023 |
| Zone 7 | Almond | 160 | Release | April 2023 |
| Zone 8 | Almond | 160 | Release | April 2023 |
| Zone 9 | Almond | 160 | Non-release | May 2024 |
| Zone 10 | Almond | 160 | Release | May 2025 |
| Zone 11 | Almond | 160 | Release | May 2025 |
| Zone 12 | Almond | 160 | Non-release | May 2025 |
| Zone 13 | Almond | 160 | Release | May 2025 |
| Zone 14 | Almond | 160 | Non-release | May 2025 |
| Zone 15 | Almond | 160 | Release | May 2025 |
| Zone 16 | Almond | 150 | Non-release | May 2025 |
| Zone 17 | Almond | 173 | Release | May 2025 |
| Zone 18 | Almond | 150 | Non-release | May 2025 |
| Zone 19 | Almond | 183 | Non-release | May 2025 |
| Zone 20 | Almond | 150 | Release | May 2025 |
| Zone 21 | Almond | 155 | Non-release | May 2025 |
| Zone 22 | Pistachio | 180 | Non-release | June 2025 |
| Zone 23 | Pistachio | 155 | Release | July 2025 |
| Zone 24 | Pistachio | 155 | Release | July 2025 |
| Zone 25 | Pistachio | 160 | Release | July 2025 |
| Zone 26 | Pistachio | 155 | Non-release | July 2025 |
| Zone 27 | Pistachio | 150 | Non-release | June 2025 |
| Zone 28 | Pistachio | 160 | Non-release | July 2025 |
| Zone 29 | Pistachio | 170 | Non-release | July 2025 |
| Zone 30 | Pistachio | 160 | Release | July 2025 |
| Zone 31 | Pistachio | 155 | Release | July 2025 |
| Zone 32 | Pistachio | 160 | Non-release | July 2025 |
| Zone 33 | Pistachio | 160 | Non-release | July 2025 |
| Zone 34 | Pistachio | 160 | Release | July 2025 |

Each zone has a trap site ratio of approximately one trap site per 18 acres for a total of 9 trap sites for each 160-acre zone. Each trap site has one trap baited with NOW pheromone/PPO lures. All traps are serviced on a weekly basis. Servicing includes collecting trap bottoms and replacing them with new trap bottoms. Bait/lure changes occur once a month, and trap tops are replaced as needed. Counts are performed on each trap collected to determine number of wild versus sterile captures and male versus female captures.

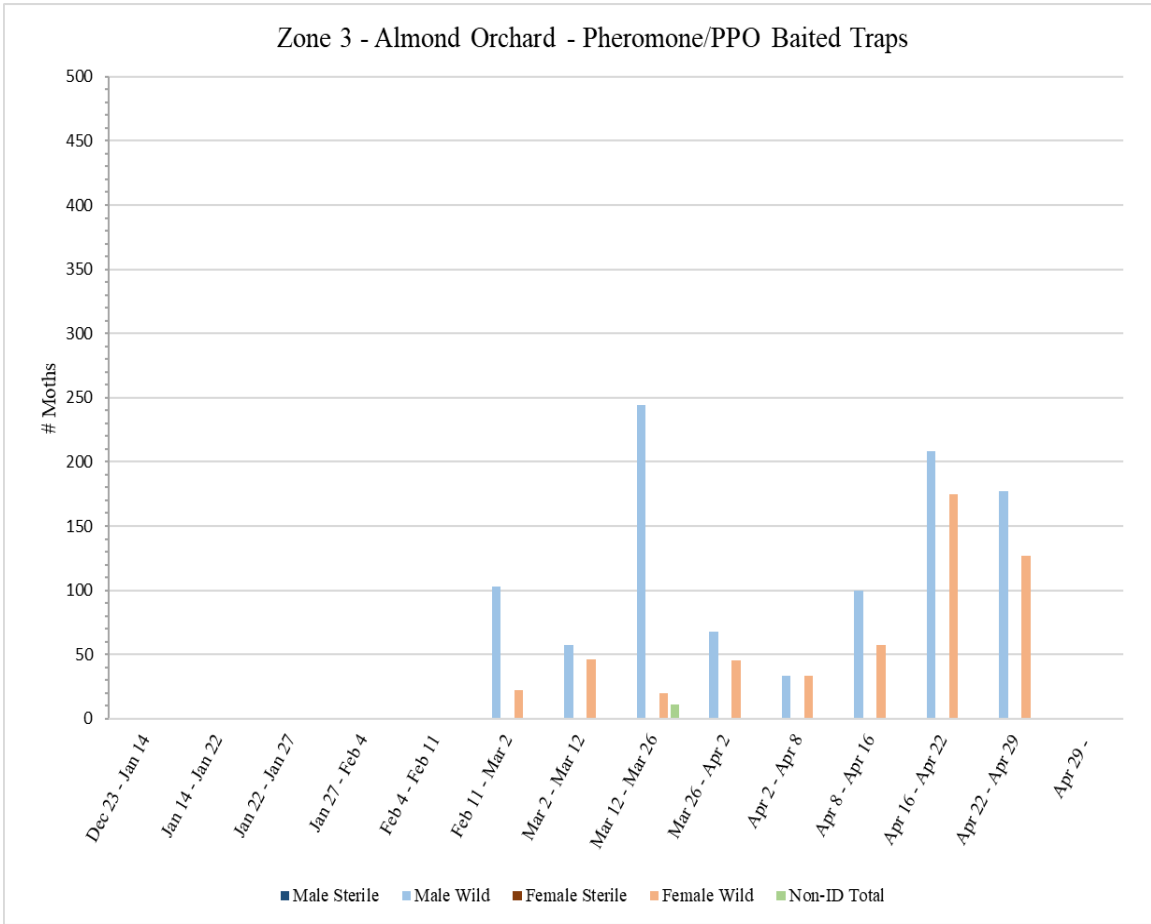
III. Trap Results for the Week of May 8, 2026

Zone 3 – Almond Orchard

No traps were collected from Zone 3 during the week of May 8 due to pesticide applications on site.

| Zone 3 - Almond | | | | | | | | |
|--|----------------------------------|--------------|-----------|------------|----------------|-------------|--------------|--------------|
| Pheromone/PPO Lure Baited Traps | | | | | | | | |
| Dates Traps in Field | # of Releases During Trap Period | Male Sterile | Male Wild | Male Total | Female Sterile | Female Wild | Female Total | Non-ID Total |
| ¹ Dec 23 – Jan 14 | 0 | 0 | 0 | 0 | 0 | 0 | 0 | 0 |
| Jan 14 – Jan 22 | 0 | 0 | 0 | 0 | 0 | 0 | 0 | 0 |
| Jan 22 – Jan 27 | 0 | 0 | 0 | 0 | 0 | 0 | 0 | 0 |
| Jan 27 – Feb 4 | 0 | 0 | 0 | 0 | 0 | 0 | 0 | 0 |
| Feb 4 – Feb 11 | 0 | 0 | 0 | 0 | 0 | 0 | 0 | 0 |
| ² Feb 11 – Mar 2 | 0 | 0 | 103 | 103 | 0 | 22 | 22 | 0 |
| Mar 2 – Mar 12 | 0 | 0 | 57 | 57 | 0 | 46 | 46 | 0 |
| ³ Mar 12 – Mar 26 | 0 | 0 | 244 | 244 | 0 | 20 | 20 | 11 |
| Mar 26 – Apr 2 | 0 | 0 | 68 | 68 | 0 | 45 | 45 | 0 |
| Apr 2 – Apr 8 | 0 | 0 | 33 | 33 | 0 | 33 | 33 | 0 |
| Apr 8 – Apr 16 | 0 | 0 | 100 | 100 | 0 | 57 | 57 | 0 |
| Apr 16 – Apr 22 | 0 | 0 | 208 | 208 | 0 | 175 | 175 | 0 |
| Apr 22 – Apr 29 | 0 | 0 | 177 | 177 | 0 | 127 | 127 | 0 |
| ⁴ Apr 29 - | | | | | | | | |
| ¹ No traps were serviced in Zone 3 during the weeks of January 2 and January 9 due to excessive rain and muddy conditions preventing access | | | | | | | | |
| ² No traps were serviced in Zone 3 during the weeks of February 20 and February 27 due to excessive rain and muddy conditions preventing access | | | | | | | | |
| ³ No traps were serviced in Zone 3 during the week of March 20 due to pesticide applications on site | | | | | | | | |
| ⁴ No traps were serviced in Zone 3 during the week of May 8 due to pesticide applications on site | | | | | | | | |

Zone 3 - Almond Orchard - Pheromone/PPO Baited Traps

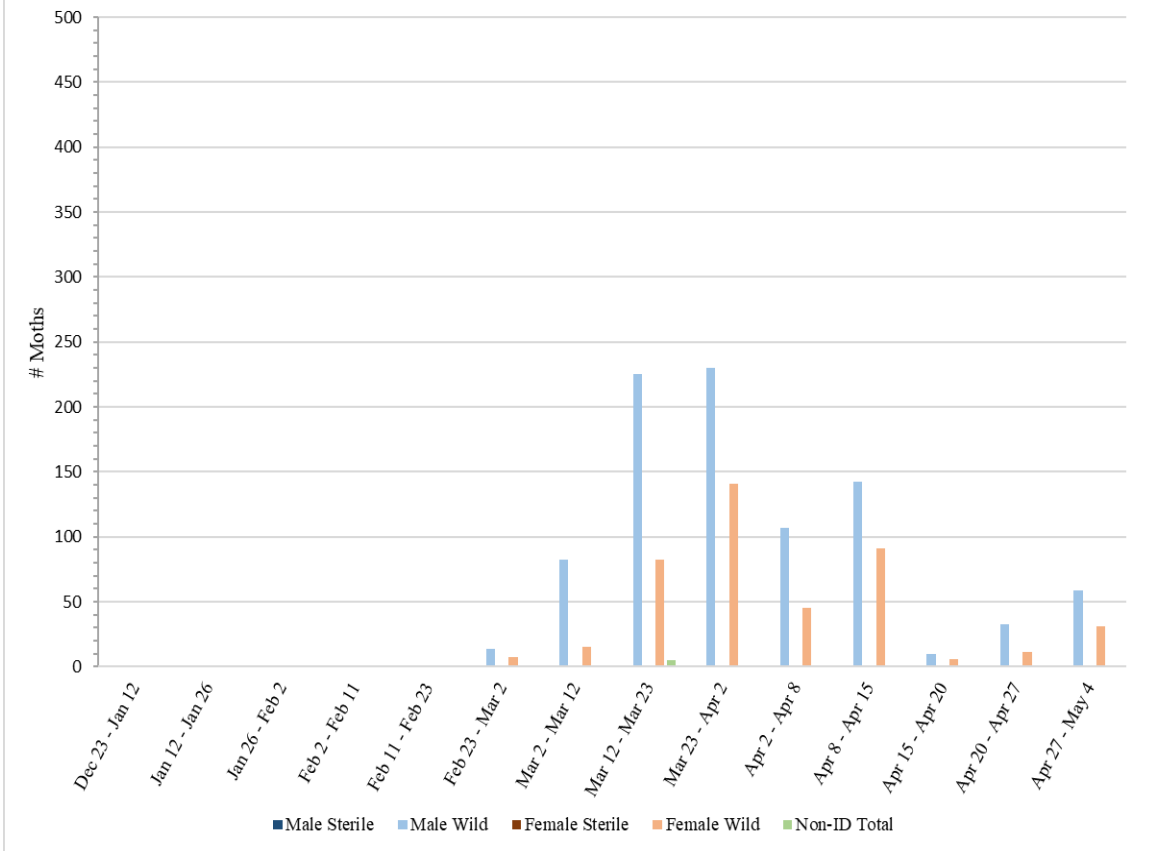


Zone 5 – Pistachio Orchard

A total of 9 pheromone/PPO lure-baited traps were collected from Zone 5 on Monday, May 4.

| Zone 5 - Pistachio | | | | | | | | |
|--|----------------------------------|--------------|-----------|------------|----------------|-------------|--------------|--------------|
| Pheromone/PPO Lure Baited Traps | | | | | | | | |
| Dates Traps in Field | # of Releases During Trap Period | Male Sterile | Male Wild | Male Total | Female Sterile | Female Wild | Female Total | Non-ID Total |
| ¹ Dec 23 – Jan 12 | 0 | 0 | 0 | 0 | 0 | 0 | 0 | 0 |
| ² Jan 12 – Jan 26 | 0 | 0 | 0 | 0 | 0 | 0 | 0 | 0 |
| Jan 26 – Feb 2 | 0 | 0 | 0 | 0 | 0 | 0 | 0 | 0 |
| Feb 2 - Feb 11 | 0 | 0 | 0 | 0 | 0 | 0 | 0 | 0 |
| ³ Feb 11 - Feb 23 | 0 | 0 | 0 | 0 | 0 | 0 | 0 | 0 |
| Feb 23 - Mar 2 | 0 | 0 | 14 | 14 | 0 | 7 | 7 | 0 |
| Mar 2 - Mar 12 | 0 | 0 | 82 | 82 | 0 | 15 | 15 | 0 |
| ⁴ Mar 12 - Mar 23 | 0 | 0 | 225 | 225 | 0 | 82 | 82 | 5 |
| Mar 23 – Apr 2 | 0 | 0 | 230 | 230 | 0 | 141 | 141 | 0 |
| Apr 2 – Apr 8 | 0 | 0 | 107 | 107 | 0 | 45 | 45 | 0 |
| Apr 8 – Apr 15 | 0 | 0 | 142 | 142 | 0 | 91 | 91 | 0 |
| Apr 15 – Apr 20 | 0 | 0 | 10 | 10 | 0 | 6 | 6 | 0 |
| Apr 20 – Apr 27 | 0 | 0 | 33 | 33 | 0 | 11 | 11 | 0 |
| Apr 27 – May 4 | 0 | 0 | 59 | 59 | 0 | 31 | 31 | 0 |
| ¹ No traps were serviced in Zone 5 during the weeks of January 2 and January 9 due to excessive rain and muddy conditions preventing access | | | | | | | | |
| ² No traps were serviced in Zone 5 during the week of January 23 due to pesticide applications on site | | | | | | | | |
| ³ No traps were serviced in Zone 5 during the week of February 20 due to excessive rain and muddy conditions preventing access | | | | | | | | |
| ⁴ No traps were serviced in Zone 5 during the week of March 20 due to pesticide applications on site | | | | | | | | |

Zone 5 - Pistachio Orchard - Pheromone/PPO Baited Traps

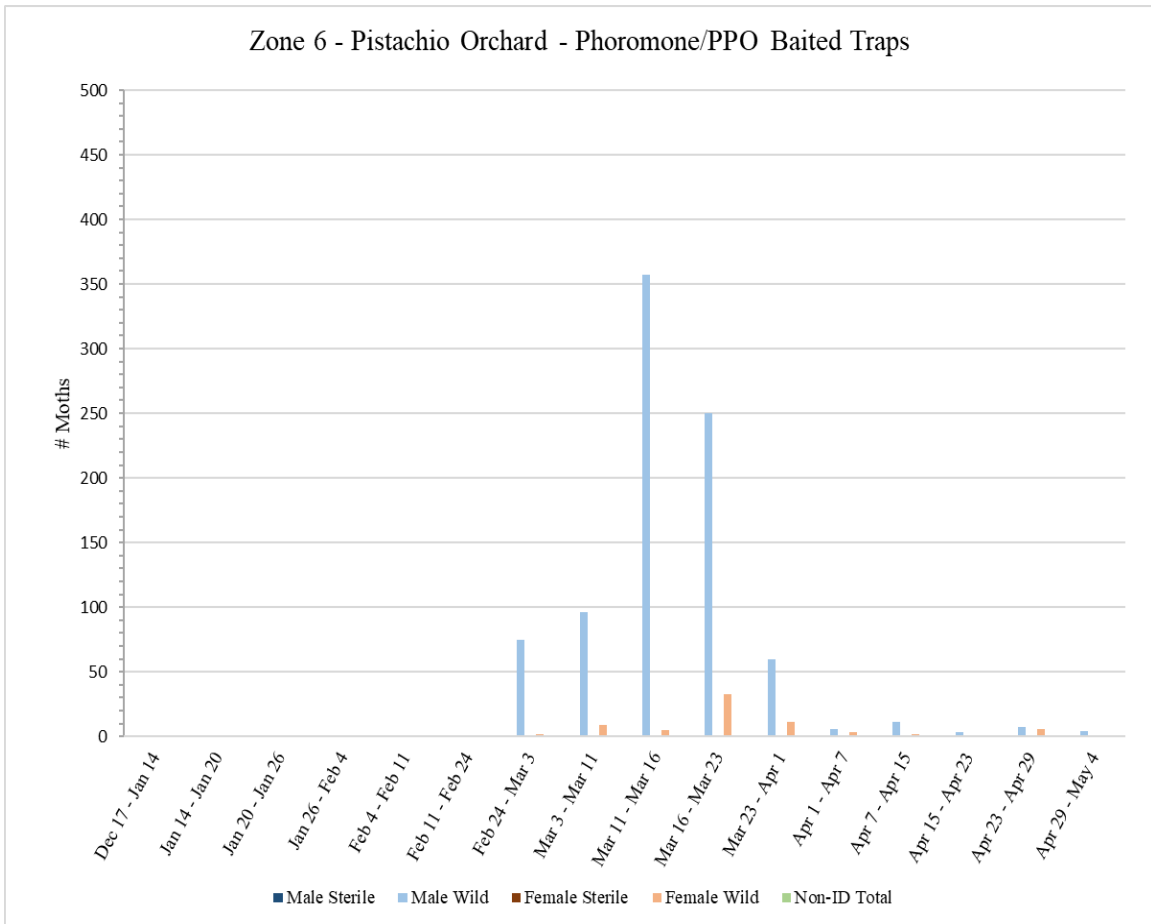


Zone 6 – Pistachio Orchard

A total of 9 pheromone/PPO lure-baited traps were collected from Zone 6 on Monday, May 4.

| Zone 6 - Pistachio | | | | | | | | |
|---|----------------------------------|--------------|-----------|------------|----------------|-------------|--------------|--------------|
| Pheromone/PPO Lure Baited Traps | | | | | | | | |
| Dates Traps in Field | # of Releases During Trap Period | Male Sterile | Male Wild | Male Total | Female Sterile | Female Wild | Female Total | Non-ID Total |
| ¹ Dec 17 – Jan 14 | 0 | 0 | 0 | 0 | 0 | 0 | 0 | 0 |
| Jan 14 – Jan 20 | 0 | 0 | 0 | 0 | 0 | 0 | 0 | 0 |
| Jan 20 – Jan 26 | 0 | 0 | 0 | 0 | 0 | 0 | 0 | 0 |
| Jan 26 – Feb 4 | 0 | 0 | 0 | 0 | 0 | 0 | 0 | 0 |
| Feb 4 - Feb 11 | 0 | 0 | 1 | 1 | 0 | 0 | 0 | 0 |
| ² Feb 11 - Feb 24 | 0 | 0 | 0 | 0 | 0 | 0 | 0 | 0 |
| Feb 24 - Mar 3 | 0 | 0 | 75 | 75 | 0 | 2 | 2 | 0 |
| Mar 3 - Mar 11 | 0 | 0 | 96 | 96 | 0 | 9 | 9 | 0 |
| Mar 11 – Mar 16 | 0 | 0 | 357 | 357 | 0 | 5 | 5 | 0 |
| Mar 16 – Mar 23 | 0 | 0 | 250 | 250 | 0 | 33 | 33 | 0 |
| Mar 23 – Apr 1 | 0 | 0 | 60 | 60 | 0 | 11 | 11 | 0 |
| Apr 1 – Apr 7 | 0 | 0 | 6 | 6 | 0 | 3 | 3 | 0 |
| Apr 7 – Apr 15 | 0 | 0 | 11 | 11 | 0 | 2 | 2 | 0 |
| Apr 15 – Apr 23 | 0 | 0 | 3 | 3 | 0 | 1 | 1 | 0 |
| Apr 23 – Apr 29 | 0 | 0 | 7 | 7 | 0 | 6 | 6 | 0 |
| Apr 29 – May 4 | 0 | 0 | 4 | 4 | 0 | 0 | 0 | 0 |
| ¹ No traps were serviced in Zone 6 during the week of December 26 due to pesticide applications on site; no traps were serviced in Zone 6 during the weeks of January 2 and January 9 due to excessive rain and muddy conditions preventing access | | | | | | | | |
| ² No traps were serviced in Zone 6 during the week of February 20 due to excessive rain and muddy conditions preventing access | | | | | | | | |

Zone 6 - Pistachio Orchard - Phoromone/PPO Baited Traps

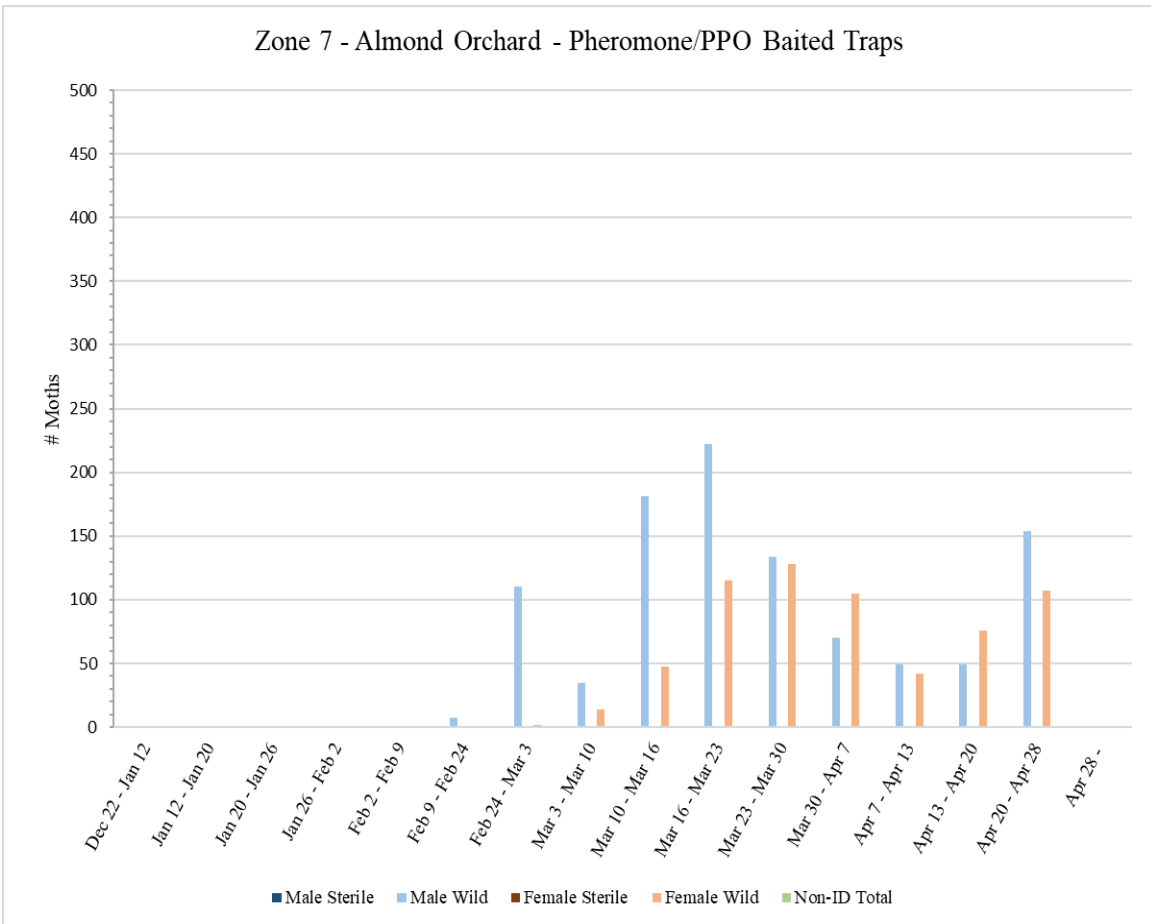


Zone 7 – Almond Orchard

No traps were collected from Zone 7 during the week of May 8 due to pesticide applications on site.

| Zone 7 - Almond | | | | | | | | |
|--|----------------------------------|--------------|-----------|------------|----------------|-------------|--------------|--------------|
| Pheromone/PPO Lure Baited Traps | | | | | | | | |
| Dates Traps in Field | # of Releases During Trap Period | Male Sterile | Male Wild | Male Total | Female Sterile | Female Wild | Female Total | Non-ID Total |
| ¹ Dec 22 – Jan 12 | 0 | 0 | 0 | 0 | 0 | 0 | 0 | 0 |
| Jan 12 – Jan 20 | 0 | 0 | 0 | 0 | 0 | 0 | 0 | 0 |
| Jan 20 – Jan 26 | 0 | 0 | 0 | 0 | 0 | 0 | 0 | 0 |
| Jan 26 – Feb 2 | 0 | 0 | 0 | 0 | 0 | 0 | 0 | 0 |
| Feb 2 - Feb 9 | 0 | 0 | 0 | 0 | 0 | 0 | 0 | 0 |
| ² Feb 9 - Feb 24 | 0 | 0 | 7 | 7 | 0 | 0 | 0 | 0 |
| Feb 24 - Mar 3 | 0 | 0 | 110 | 110 | 0 | 2 | 2 | 0 |
| Mar 3 - Mar 10 | 0 | 0 | 35 | 35 | 0 | 14 | 14 | 0 |
| Mar 10 – Mar 16 | 0 | 0 | 181 | 181 | 0 | 48 | 48 | 0 |
| Mar 16 – Mar 23 | 0 | 0 | 222 | 222 | 0 | 115 | 115 | 0 |
| Mar 23 – Mar 30 | 0 | 0 | 134 | 134 | 0 | 128 | 128 | 0 |
| Mar 30 – Apr 7 | 5 | 0 | 70 | 70 | 0 | 105 | 105 | 0 |
| Apr 7 – Apr 13 | 6 | 0 | 49 | 49 | 0 | 42 | 42 | 0 |
| Apr 13 – Apr 20 | 7 | 0 | 49 | 49 | 0 | 76 | 76 | 0 |
| Apr 20 – Apr 28 | 7 | 0 | 154 | 154 | 0 | 107 | 107 | 0 |
| ³ Apr 28 - | | | | | | | | |
| ¹ No traps were serviced in Zone 7 during the weeks of January 2 and January 9 due to excessive rain and muddy conditions preventing access | | | | | | | | |
| ² No traps were serviced in Zone 7 during the week of February 20 due to excessive rain and muddy conditions preventing access | | | | | | | | |
| ³ No traps were serviced in Zone 7 during the week of May 8 due to pesticide applications on site | | | | | | | | |

Zone 7 - Almond Orchard - Pheromone/PPO Baited Traps

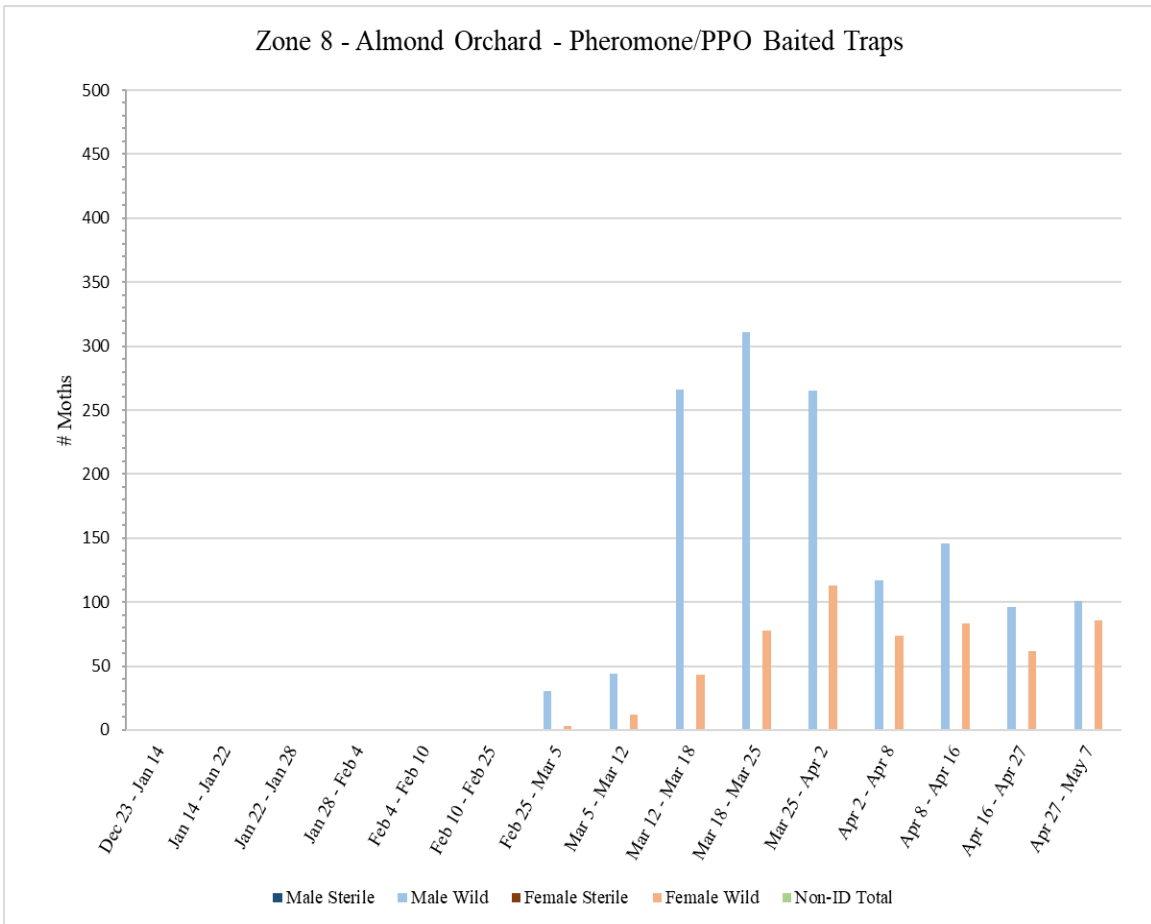


Zone 8 – Almond Orchard

A total of 9 pheromone/PPO lure-baited traps were collected from Zone 8 on Thursday, May 7.

| Zone 8 - Almond | | | | | | | | |
|--|----------------------------------|--------------|------------|------------|----------------|-------------|--------------|--------------|
| Pheromone/PPO Lure Baited Traps | | | | | | | | |
| Dates Traps in Field | # of Releases During Trap Period | Male Sterile | Male Wild | Male Total | Female Sterile | Female Wild | Female Total | Non-ID Total |
| ¹ Dec 23 – Jan 14 | 0 | 0 | 0 | 0 | 0 | 0 | 0 | 0 |
| Jan 14 – Jan 22 | 0 | 0 | 0 | 0 | 0 | 0 | 0 | 0 |
| Jan 22 – Jan 28 | 0 | 0 | 0 | 0 | 0 | 0 | 0 | 0 |
| Jan 28 – Feb 4 | 0 | 0 | 0 | 0 | 0 | 0 | 0 | 0 |
| Feb 4 - Feb 10 | 0 | 0 | 0 | 0 | 0 | 0 | 0 | 0 |
| ² Feb 10 - Feb 25 | 0 | 0 | 1 | 1 | 0 | 0 | 0 | 0 |
| Feb 25 - Mar 5 | 0 | 0 | 30 | 30 | 0 | 3 | 3 | 0 |
| Mar 5 - Mar 12 | 0 | 0 | 44 | 44 | 0 | 12 | 12 | 0 |
| Mar 12 – Mar 18 | 0 | 0 | 266 | 266 | 0 | 43 | 43 | 0 |
| Mar 18 – Mar 25 | 0 | 0 | 311 | 311 | 0 | 78 | 78 | 0 |
| Mar 25 – Apr 2 | 1 | 0 | 265 | 265 | 0 | 113 | 113 | 0 |
| Apr 2 – Apr 8 | 6 | 0 | 117 | 117 | 0 | 74 | 74 | 0 |
| Apr 8 – Apr 16 | 8 | 0 | 146 | 146 | 0 | 83 | 83 | 0 |
| ³ Apr 16 – Apr 27 | 9 | 0 | 96 | 96 | 0 | 62 | 62 | 0 |
| Apr 27 – May 7 | 10 | 1 | 101 | 102 | 1 | 86 | 87 | 0 |
| ¹ No traps were serviced in Zone 8 during the weeks of January 2 and January 9 due to excessive rain and muddy conditions preventing access | | | | | | | | |
| ² No traps were serviced in Zone 8 during the week of February 20 due to excessive rain and muddy conditions preventing access | | | | | | | | |
| ³ No traps were serviced in Zone 8 during the week of April 24 due to pesticide applications on site | | | | | | | | |

Zone 8 - Almond Orchard - Pheromone/PPO Baited Traps

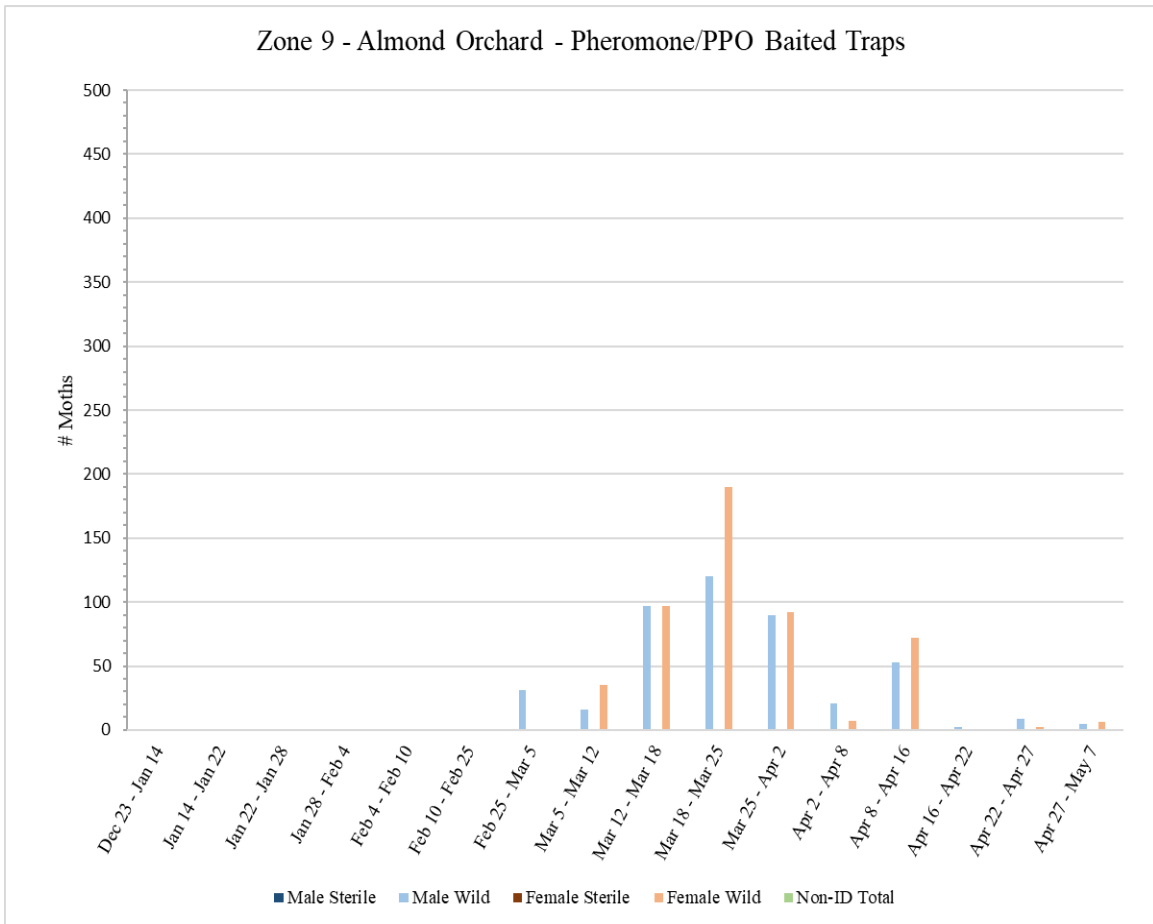


Zone 9 – Almond Orchard

A total of 9 pheromone/PPO lure-baited traps were collected from Zone 9 on Thursday, May 7.

| Zone 9 - Almond | | | | | | | | |
|--|----------------------------------|--------------|-----------|------------|----------------|-------------|--------------|--------------|
| Pheromone/PPO Lure Baited Traps | | | | | | | | |
| Dates Traps in Field | # of Releases During Trap Period | Male Sterile | Male Wild | Male Total | Female Sterile | Female Wild | Female Total | Non-ID Total |
| ¹ Dec 23 – Jan 14 | 0 | 0 | 0 | 0 | 0 | 0 | 0 | 0 |
| Jan 14 – Jan 22 | 0 | 0 | 0 | 0 | 0 | 0 | 0 | 0 |
| Jan 22 – Jan 28 | 0 | 0 | 0 | 0 | 0 | 0 | 0 | 0 |
| Jan 28 – Feb 4 | 0 | 0 | 0 | 0 | 0 | 0 | 0 | 0 |
| Feb 4 - Feb 10 | 0 | 0 | 0 | 0 | 0 | 0 | 0 | 0 |
| ² Feb 10 - Feb 25 | 0 | 0 | 1 | 1 | 0 | 0 | 0 | 0 |
| Feb 25 - Mar 5 | 0 | 0 | 31 | 31 | 0 | 0 | 0 | 0 |
| Mar 5 - Mar 12 | 0 | 0 | 16 | 16 | 0 | 35 | 35 | 0 |
| Mar 12 – Mar 18 | 0 | 0 | 97 | 97 | 0 | 97 | 97 | 0 |
| Mar 18 – Mar 25 | 0 | 0 | 120 | 120 | 0 | 190 | 190 | 0 |
| Mar 25 – Apr 2 | 0 | 0 | 90 | 90 | 0 | 92 | 92 | 0 |
| Apr 2 – Apr 8 | 0 | 0 | 21 | 21 | 0 | 7 | 7 | 0 |
| Apr 8 – Apr 16 | 0 | 0 | 53 | 53 | 0 | 72 | 72 | 0 |
| Apr 16 – Apr 22 | 0 | 0 | 2 | 2 | 0 | 0 | 0 | 0 |
| Apr 22 – Apr 27 | 0 | 0 | 9 | 9 | 0 | 2 | 2 | 0 |
| Apr 27 – May 7 | 0 | 0 | 5 | 5 | 0 | 6 | 6 | 0 |
| ¹ No traps were serviced in Zone 9 during the weeks of January 2 and January 9 due to excessive rain and muddy conditions preventing access | | | | | | | | |
| ² No traps were serviced in Zone 9 during the week of February 20 due to excessive rain and muddy conditions preventing access | | | | | | | | |

Zone 9 - Almond Orchard - Pheromone/PPO Baited Traps

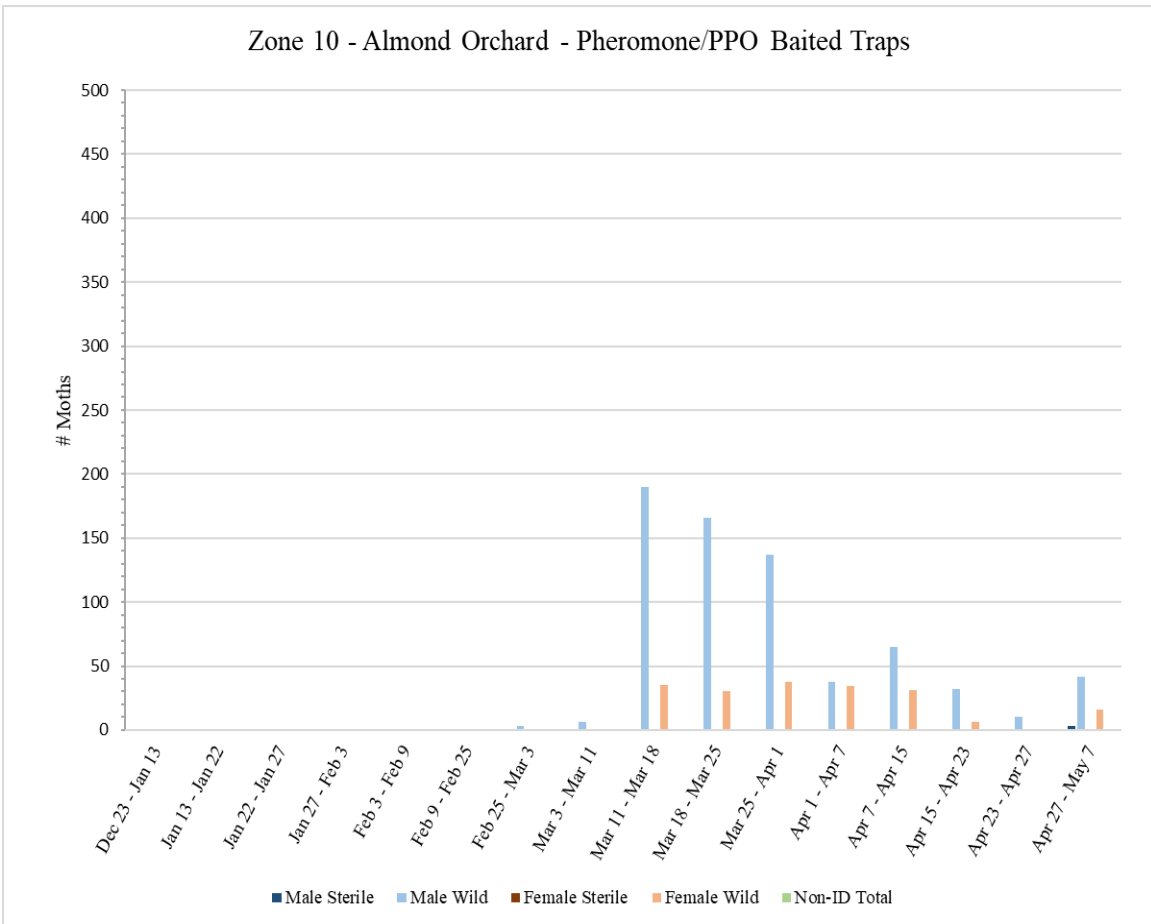


Zone 10 – Almond Orchard

A total of 9 pheromone/PPO lure-baited traps were collected from Zone 10 on Thursday, May 7.

| Zone 10 - Almond | | | | | | | | |
|---|----------------------------------|--------------|-----------|------------|----------------|-------------|--------------|--------------|
| Pheromone/PPO Lure Baited Traps | | | | | | | | |
| Dates Traps in Field | # of Releases During Trap Period | Male Sterile | Male Wild | Male Total | Female Sterile | Female Wild | Female Total | Non-ID Total |
| ¹ Dec 23 – Jan 13 | 0 | 0 | 0 | 0 | 0 | 0 | 0 | 0 |
| Jan 13 – Jan 22 | 0 | 0 | 0 | 0 | 0 | 0 | 0 | 0 |
| ² Jan 22 – Jan 27 | 0 | 0 | 0 | 0 | 0 | 0 | 0 | 0 |
| Jan 27 – Feb 3 | 0 | 0 | 0 | 0 | 0 | 0 | 0 | 0 |
| Feb 3 - Feb 9 | 0 | 0 | 0 | 0 | 0 | 0 | 0 | 0 |
| ³ Feb 9 - Feb 25 | 0 | 0 | 0 | 0 | 0 | 0 | 0 | 0 |
| Feb 25 - Mar 3 | 0 | 0 | 3 | 3 | 0 | 0 | 0 | 0 |
| Mar 3 - Mar 11 | 0 | 0 | 6 | 6 | 0 | 1 | 1 | 0 |
| Mar 11 – Mar 18 | 0 | 0 | 190 | 190 | 0 | 35 | 35 | 0 |
| Mar 18 – Mar 25 | 0 | 0 | 166 | 166 | 0 | 30 | 30 | 0 |
| Mar 25 – Apr 1 | 0 | 0 | 137 | 137 | 0 | 38 | 38 | 0 |
| Apr 1 – Apr 7 | 5 | 0 | 38 | 38 | 0 | 34 | 34 | 0 |
| Apr 7 – Apr 15 | 8 | 1 | 65 | 66 | 1 | 31 | 32 | 0 |
| Apr 15 – Apr 23 | 8 | 0 | 32 | 32 | 0 | 6 | 6 | 0 |
| Apr 23 – Apr 27 | 3 | 0 | 10 | 10 | 0 | 1 | 1 | 0 |
| Apr 27 – May 7 | 10 | 3 | 42 | 45 | 0 | 16 | 16 | 0 |
| ¹ No traps were serviced in Zone 10 during the weeks of January 2 and January 9 due to excessive rain and muddy conditions preventing access | | | | | | | | |
| ² Trap numbers 3, 4, 5, 8, and 9 not serviced in Zone 10 during the week of January 30 due to pesticide applications on site | | | | | | | | |
| ³ No traps were serviced in Zone 10 during the week of February 20 due to excessive rain and muddy conditions preventing access | | | | | | | | |

Zone 10 - Almond Orchard - Pheromone/PPO Baited Traps

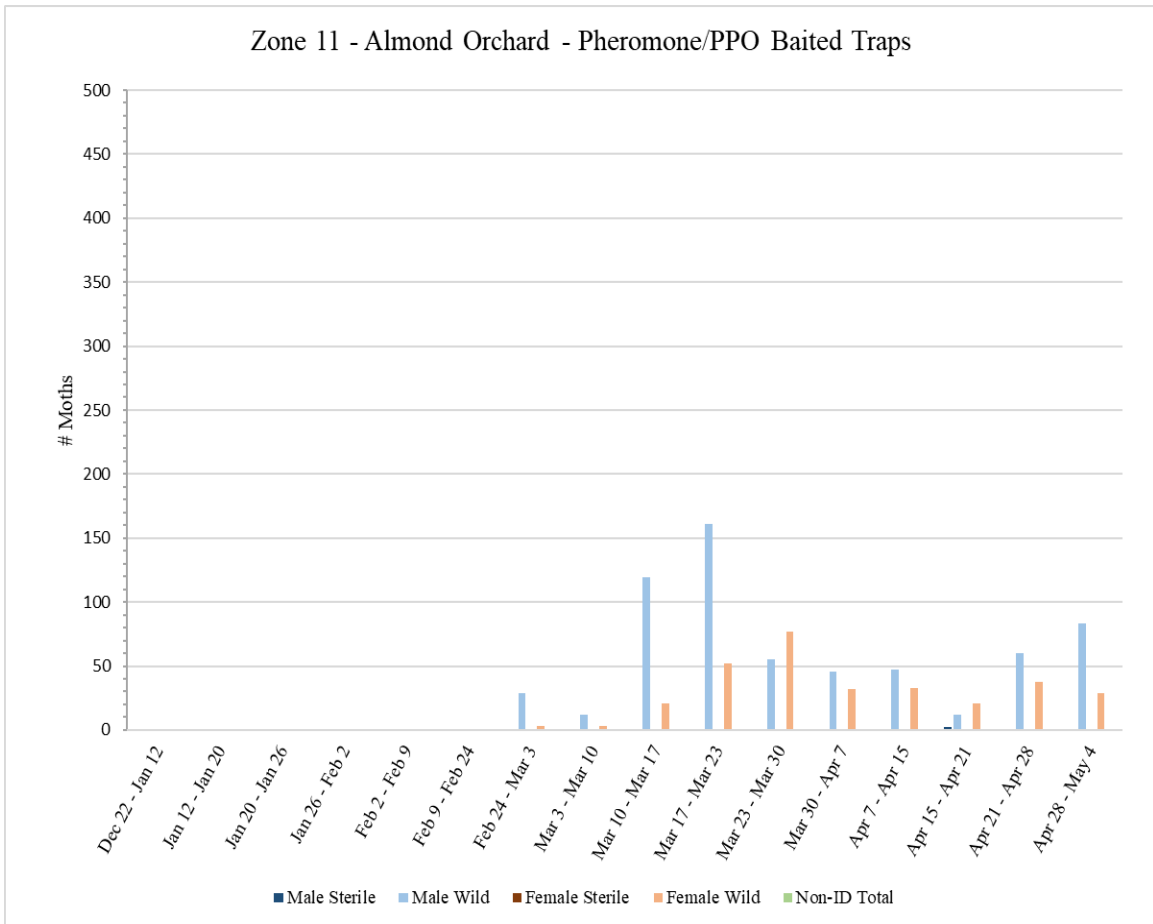


Zone 11 – Almond Orchard

A total of **8** pheromone/PPO lure-baited traps were collected from Zone 11 on Monday, May 4. Trap number 5 was missing.

| Zone 11 - Almond | | | | | | | | |
|---|----------------------------------|--------------|-----------|------------|----------------|-------------|--------------|--------------|
| Pheromone/PPO Lure Baited Traps | | | | | | | | |
| Dates Traps in Field | # of Releases During Trap Period | Male Sterile | Male Wild | Male Total | Female Sterile | Female Wild | Female Total | Non-ID Total |
| ¹ Dec 22 – Jan 12 | 0 | 0 | 0 | 0 | 0 | 0 | 0 | 0 |
| Jan 12 – Jan 20 | 0 | 0 | 0 | 0 | 0 | 0 | 0 | 0 |
| Jan 20 – Jan 26 | 0 | 0 | 0 | 0 | 0 | 0 | 0 | 0 |
| Jan 26 – Feb 2 | 0 | 0 | 0 | 0 | 0 | 0 | 0 | 0 |
| Feb 2 - Feb 9 | 0 | 0 | 0 | 0 | 0 | 0 | 0 | 0 |
| ² Feb 9 - Feb 24 | 0 | 0 | 0 | 0 | 0 | 0 | 0 | 0 |
| Feb 24 - Mar 3 | 0 | 0 | 29 | 29 | 0 | 3 | 3 | 0 |
| Mar 3 - Mar 10 | 0 | 0 | 12 | 12 | 0 | 3 | 3 | 0 |
| Mar 10 – Mar 17 | 0 | 0 | 119 | 119 | 0 | 21 | 21 | 0 |
| Mar 17 – Mar 23 | 0 | 0 | 161 | 161 | 0 | 52 | 52 | 0 |
| Mar 23 – Mar 30 | 0 | 0 | 55 | 55 | 0 | 77 | 77 | 0 |
| Mar 30 – Apr 7 | 5 | 0 | 46 | 46 | 0 | 32 | 32 | 0 |
| Apr 7 – Apr 15 | 8 | 0 | 47 | 47 | 0 | 33 | 33 | 0 |
| Apr 15 – Apr 21 | 5 | 2 | 12 | 14 | 0 | 21 | 21 | 0 |
| Apr 21 – Apr 28 | 6 | 0 | 60 | 60 | 1 | 38 | 39 | 0 |
| Apr 28 – May 4 | 6 | 0 | 83 | 83 | 0 | 29 | 29 | 0 |
| ¹ No traps were serviced in Zone 11 during the weeks of January 2 and January 9 due to excessive rain and muddy conditions preventing access | | | | | | | | |
| ² No traps were serviced in Zone 11 during the week of February 20 due to excessive rain and muddy conditions preventing access | | | | | | | | |

Zone 11 - Almond Orchard - Pheromone/PPO Baited Traps

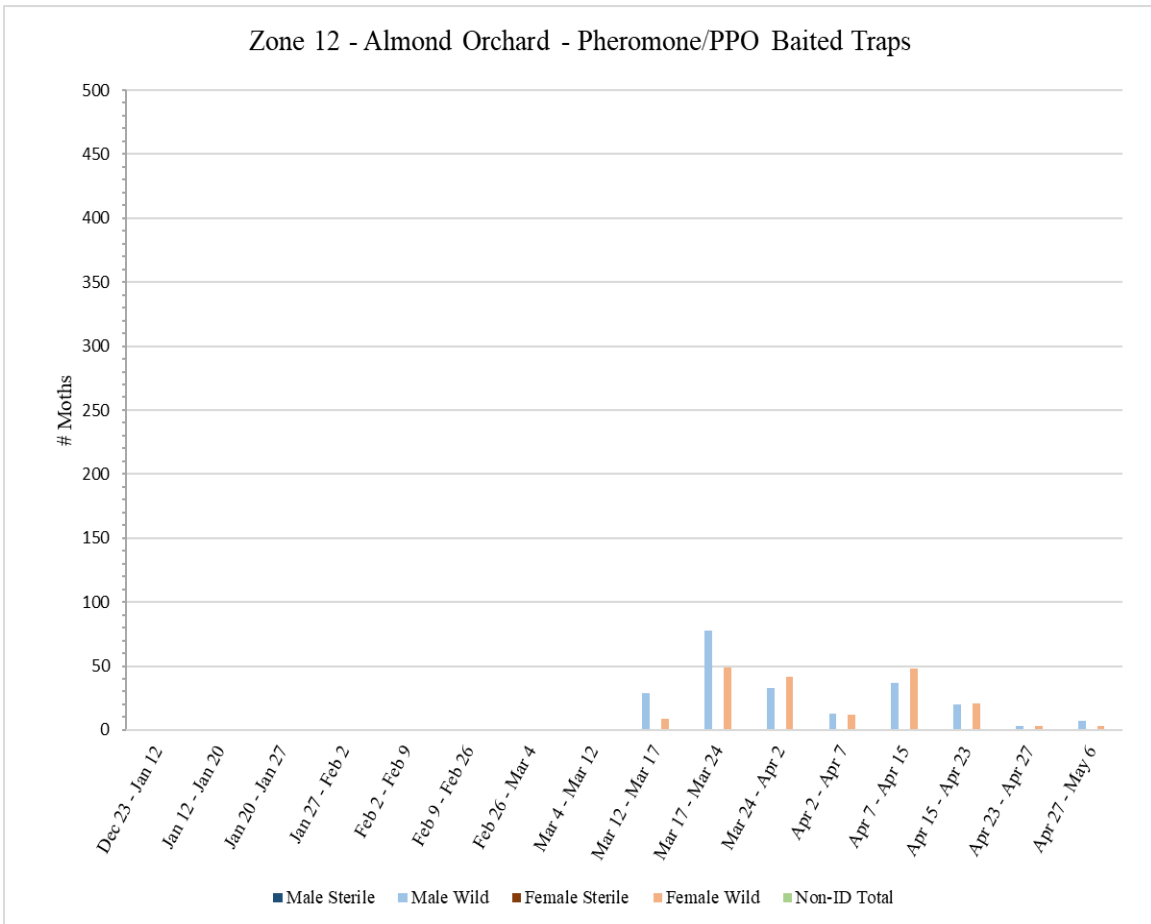


Zone 12 – Almond Orchard

A total of **8** pheromone/PPO lure-baited traps were collected from Zone 12 on Wednesday, May 6. Trap number 2 was missing.

| Zone 12 - Almond | | | | | | | | |
|---|----------------------------------|--------------|-----------|------------|----------------|-------------|--------------|--------------|
| Pheromone/PPO Lure Baited Traps | | | | | | | | |
| Dates Traps in Field | # of Releases During Trap Period | Male Sterile | Male Wild | Male Total | Female Sterile | Female Wild | Female Total | Non-ID Total |
| ¹ Dec 23 – Jan 12 | 0 | 0 | 0 | 0 | 0 | 0 | 0 | 0 |
| Jan 12 – Jan 20 | 0 | 0 | 0 | 0 | 0 | 0 | 0 | 0 |
| Jan 20 – Jan 27 | 0 | 0 | 0 | 0 | 0 | 0 | 0 | 0 |
| Jan 27 – Feb 2 | 0 | 0 | 0 | 0 | 0 | 0 | 0 | 0 |
| Feb 2 - Feb 9 | 0 | 0 | 0 | 0 | 0 | 0 | 0 | 0 |
| ² Feb 9 - Feb 26 | 0 | 0 | 0 | 0 | 0 | 0 | 0 | 0 |
| Feb 26 - Mar 4 | 0 | 0 | 0 | 0 | 0 | 0 | 0 | 0 |
| Mar 4 - Mar 12 | 0 | 0 | 1 | 1 | 0 | 1 | 1 | 0 |
| Mar 12 – Mar 17 | 0 | 0 | 29 | 29 | 0 | 9 | 9 | 0 |
| Mar 17 – Mar 24 | 0 | 0 | 78 | 78 | 0 | 49 | 49 | 0 |
| Mar 24 – Apr 2 | 0 | 0 | 33 | 33 | 0 | 42 | 42 | 0 |
| Apr 2 – Apr 7 | 0 | 0 | 13 | 13 | 0 | 12 | 12 | 0 |
| Apr 7 – Apr 15 | 0 | 0 | 37 | 37 | 0 | 48 | 48 | 0 |
| Apr 15 – Apr 23 | 0 | 0 | 20 | 20 | 0 | 21 | 21 | 0 |
| Apr 23 – Apr 27 | 0 | 0 | 3 | 3 | 0 | 3 | 3 | 0 |
| Apr 27 – May 6 | 0 | 0 | 7 | 7 | 0 | 3 | 3 | 0 |
| ¹ No traps were serviced in Zone 12 during the weeks of January 2 and January 9 due to excessive rain and muddy conditions preventing access | | | | | | | | |
| ² No traps were serviced in Zone 12 during the week of February 20 due to excessive rain and muddy conditions preventing access | | | | | | | | |

Zone 12 - Almond Orchard - Pheromone/PPO Baited Traps

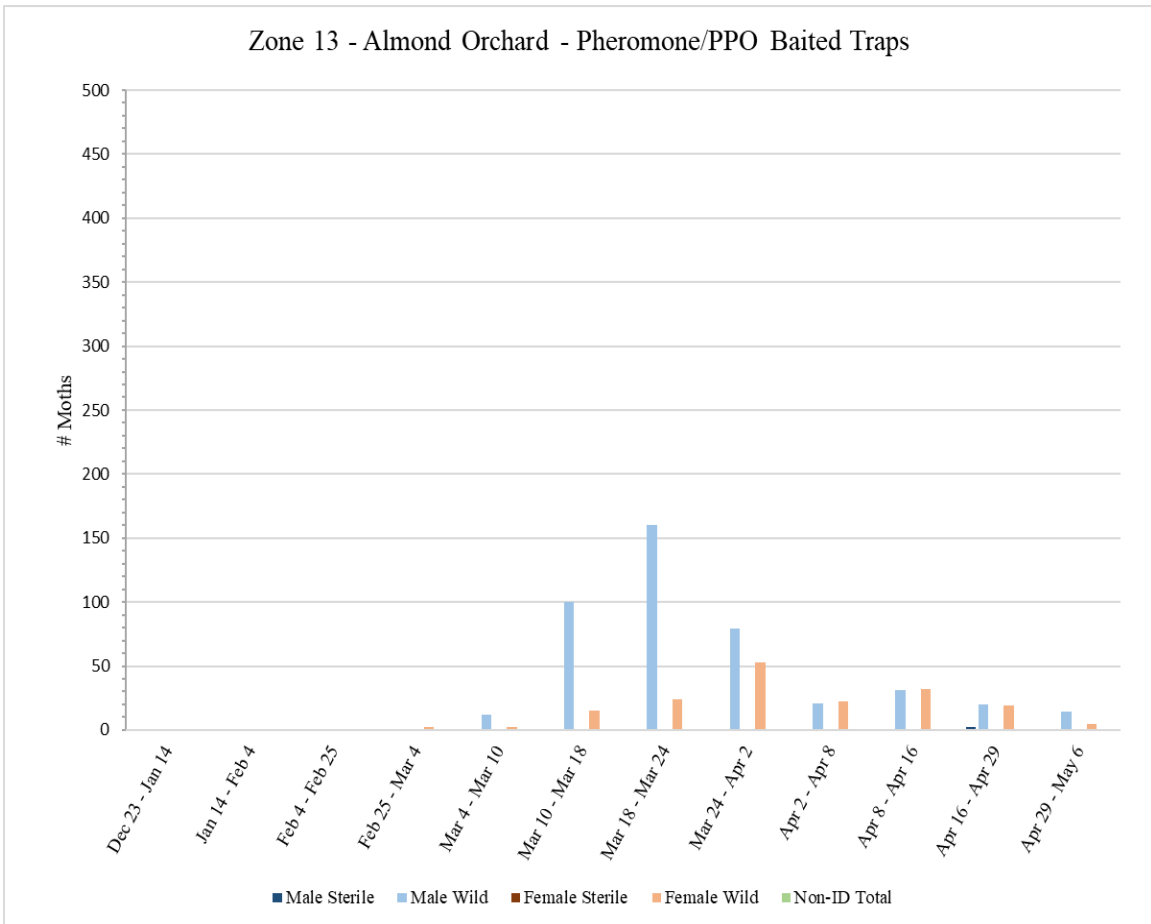


Zone 13 – Almond Orchard

A total of 9 pheromone/PPO lure-baited traps were collected from Zone 13 on Wednesday, May 6.

| Zone 13 - Almond | | | | | | | | |
|--|----------------------------------|--------------|-----------|------------|----------------|-------------|--------------|--------------|
| Pheromone/PPO Lure Baited Traps | | | | | | | | |
| Dates Traps in Field | # of Releases During Trap Period | Male Sterile | Male Wild | Male Total | Female Sterile | Female Wild | Female Total | Non-ID Total |
| ¹ Dec 23 – Jan 14 | 0 | 0 | 0 | 0 | 0 | 0 | 0 | 0 |
| ² Jan 14 – Feb 4 | 0 | 0 | 0 | 0 | 0 | 0 | 0 | 0 |
| ³ Feb 4 - Feb 25 | 0 | 0 | 1 | 1 | 0 | 0 | 0 | 0 |
| Feb 25 - Mar 4 | 0 | 0 | 0 | 0 | 0 | 2 | 2 | 0 |
| Mar 4 - Mar 10 | 0 | 0 | 12 | 12 | 0 | 2 | 2 | 0 |
| Mar 10 – Mar 18 | 0 | 0 | 100 | 100 | 0 | 15 | 15 | 0 |
| Mar 18 – Mar 24 | 0 | 0 | 160 | 160 | 0 | 24 | 24 | 0 |
| Mar 24 – Apr 2 | 1 | 0 | 79 | 79 | 0 | 53 | 53 | 0 |
| Apr 2 – Apr 8 | 6 | 0 | 21 | 21 | 0 | 22 | 22 | 0 |
| Apr 8 – Apr 16 | 8 | 0 | 31 | 31 | 0 | 32 | 32 | 0 |
| ⁴ Apr 16 – Apr 29 | 11 | 2 | 20 | 22 | 0 | 19 | 19 | 0 |
| Apr 29 – May 6 | 7 | 0 | 14 | 14 | 0 | 5 | 5 | 0 |
| ¹ No traps were serviced in Zone 13 during the weeks of January 2 and January 9 due to excessive rain and muddy conditions preventing access | | | | | | | | |
| ² No traps were serviced in Zone 13 during the weeks of January 23 and January 30 due to pesticide applications on site | | | | | | | | |
| ³ No traps were serviced in Zone 13 during the week of February 13 due to pesticide applications on site; no traps were serviced in Zone 13 during the week of February 20 due to excessive rain and muddy conditions preventing access | | | | | | | | |
| ⁴ No traps were serviced in Zone 13 during the week of April 24 due to staffing issues | | | | | | | | |

Zone 13 - Almond Orchard - Pheromone/PPO Baited Traps

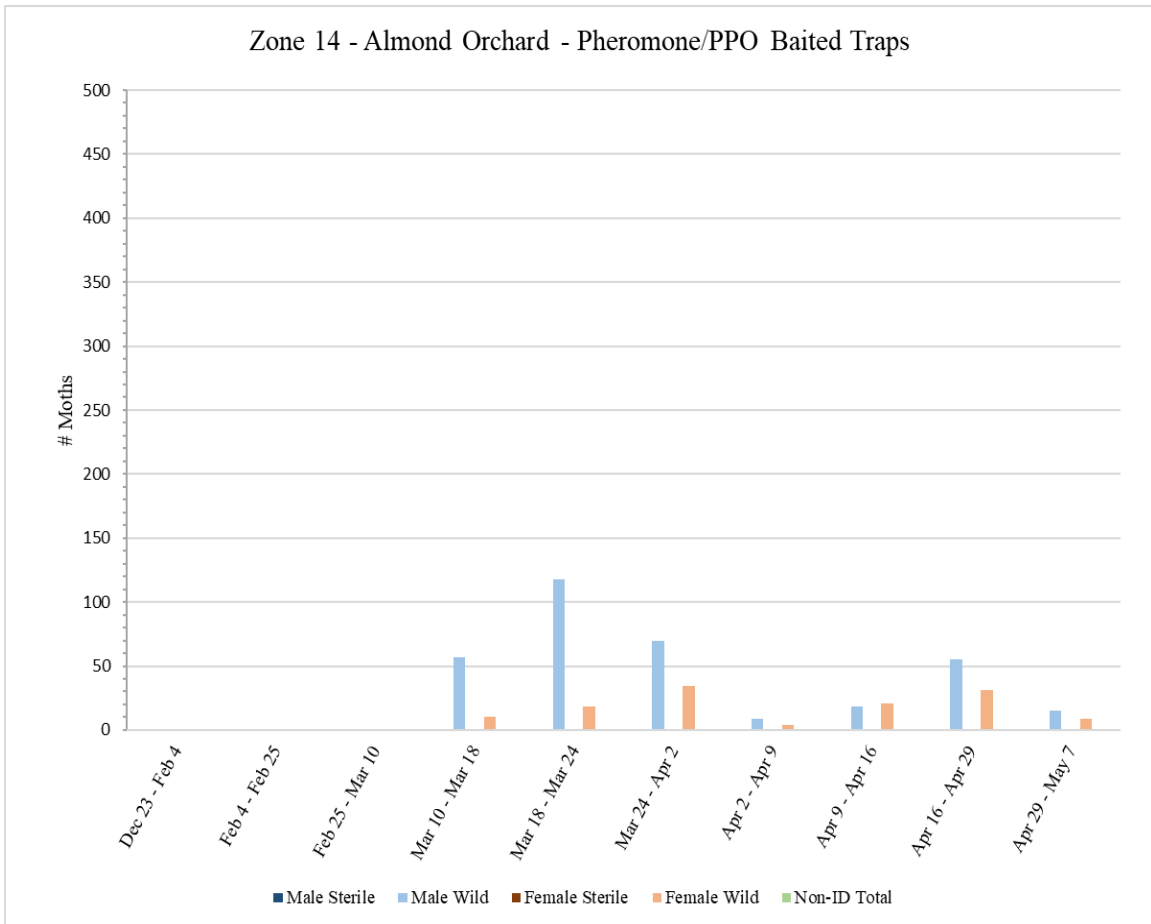


Zone 14 – Almond Orchard

A total of 9 pheromone/PPO lure-baited traps were collected from Zone 14 on Thursday, May 7.

| Zone 14 – Almond | | | | | | | | |
|---|----------------------------------|--------------|-----------|------------|----------------|-------------|--------------|--------------|
| Pheromone/PPO Lure Baited Traps | | | | | | | | |
| Dates Traps in Field | # of Releases During Trap Period | Male Sterile | Male Wild | Male Total | Female Sterile | Female Wild | Female Total | Non-ID Total |
| ¹ Dec 23 – Feb 4 | 0 | 0 | 0 | 0 | 0 | 0 | 0 | 0 |
| ² Feb 4 - Feb 25 | 0 | 0 | 0 | 0 | 0 | 0 | 0 | 0 |
| ³ Feb 25 - Mar 10 | 0 | 0 | 0 | 0 | 0 | 0 | 0 | 0 |
| ⁴ Mar 10 – Mar 18 | 0 | 0 | 57 | 57 | 0 | 10 | 10 | 0 |
| Mar 18 – Mar 24 | 0 | 0 | 118 | 118 | 0 | 18 | 18 | 0 |
| Mar 24 – Apr 2 | 0 | 0 | 70 | 70 | 0 | 34 | 34 | 0 |
| Apr 2 – Apr 9 | 0 | 0 | 9 | 9 | 0 | 4 | 4 | 0 |
| Apr 9 – Apr 16 | 0 | 0 | 18 | 18 | 0 | 21 | 21 | 0 |
| ⁵ Apr 16 – Apr 29 | 0 | 0 | 55 | 55 | 0 | 31 | 31 | 0 |
| Apr 29 – May 7 | 0 | 0 | 15 | 15 | 0 | 9 | 9 | 0 |
| ¹ No traps were serviced in Zone 14 during the weeks of January 2 and January 9 due to excessive rain and muddy conditions preventing access; no traps were serviced in Zone 14 during the week of January 16 due to dense fog preventing safe travel to trap sites; no traps were serviced in Zone 14 during the weeks of January 23 and January 30 due to pesticide applications on site | | | | | | | | |
| ² No traps were serviced in Zone 14 during the week of February 13 due to pesticide applications on site; no traps were serviced in Zone 14 during the week of February 20 due to excessive rain and muddy conditions preventing access | | | | | | | | |
| ³ No traps were serviced in Zone 14 during the week of March 6 due to pesticide applications on site | | | | | | | | |
| ⁴ Trap number 2 not serviced in Zone 14 during the week of March 20 due to farm equipment preventing access | | | | | | | | |
| ⁵ No traps were serviced in Zone 14 during the week of April 24 due to staffing issues | | | | | | | | |

Zone 14 - Almond Orchard - Pheromone/PPO Baited Traps

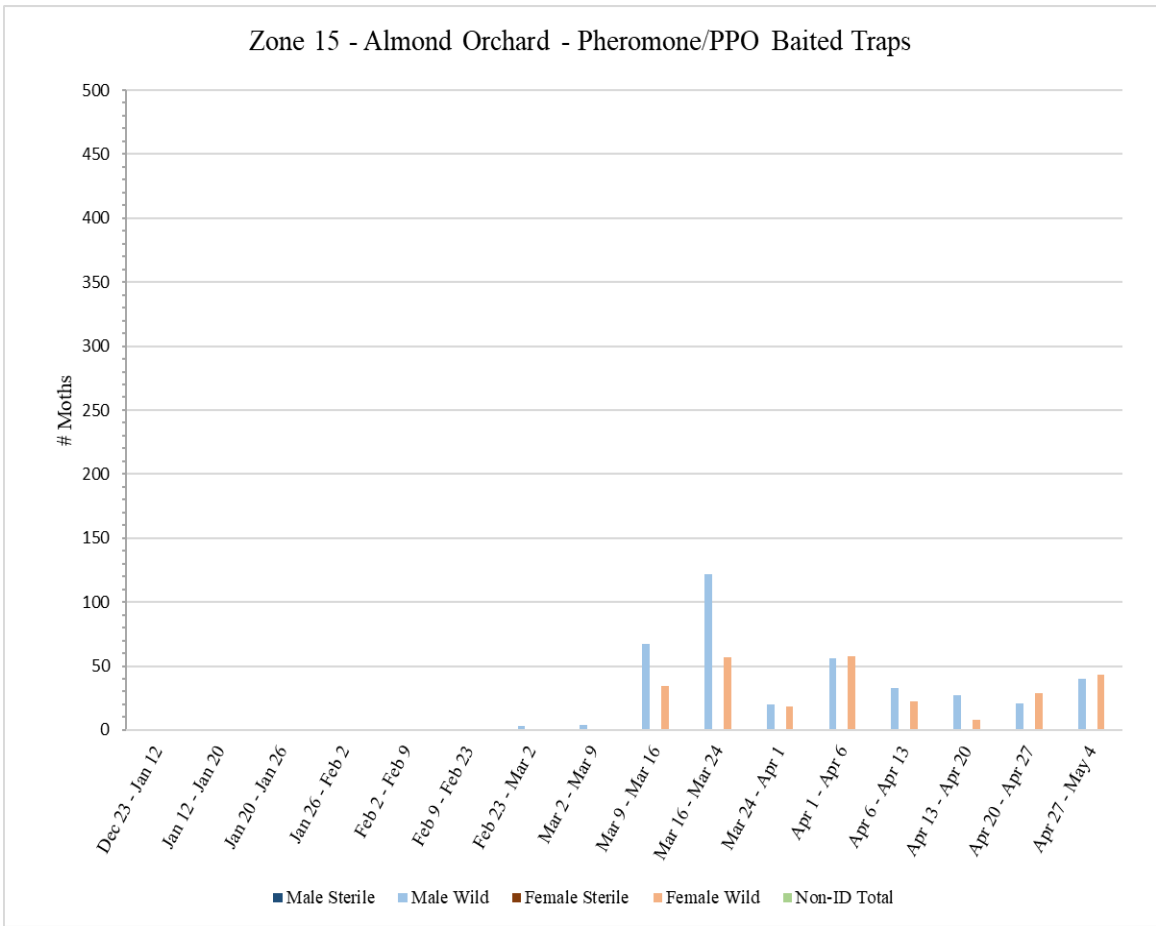


Zone 15 – Almond Orchard

A total of 9 pheromone/PPO lure-baited traps were collected from Zone 15 on Monday, May 4.

| Zone 15 - Almond | | | | | | | | |
|---|----------------------------------|--------------|-----------|------------|----------------|-------------|--------------|--------------|
| Pheromone/PPO Lure Baited Traps | | | | | | | | |
| Dates Traps in Field | # of Releases During Trap Period | Male Sterile | Male Wild | Male Total | Female Sterile | Female Wild | Female Total | Non-ID Total |
| ¹ Dec 23 – Jan 12 | 0 | 0 | 0 | 0 | 0 | 0 | 0 | 0 |
| Jan 12 – Jan 20 | 0 | 0 | 0 | 0 | 0 | 0 | 0 | 0 |
| Jan 20 – Jan 26 | 0 | 0 | 0 | 0 | 0 | 0 | 0 | 0 |
| Jan 26 – Feb 2 | 0 | 0 | 0 | 0 | 0 | 0 | 0 | 0 |
| Feb 2 - Feb 9 | 0 | 0 | 0 | 0 | 0 | 0 | 0 | 0 |
| ² Feb 9 - Feb 23 | 0 | 0 | 0 | 0 | 0 | 0 | 0 | 0 |
| Feb 23 - Mar 2 | 0 | 0 | 3 | 3 | 0 | 1 | 1 | 0 |
| Mar 2 - Mar 9 | 0 | 0 | 4 | 4 | 0 | 1 | 1 | 0 |
| Mar 9 – Mar 16 | 0 | 0 | 67 | 67 | 0 | 34 | 34 | 0 |
| Mar 16 – Mar 24 | 0 | 0 | 122 | 122 | 0 | 57 | 57 | 1 |
| ³ Mar 24 – Apr 1 | 0 | 0 | 20 | 20 | 0 | 18 | 18 | 0 |
| Apr 1 – Apr 6 | 4 | 0 | 56 | 56 | 0 | 58 | 58 | 0 |
| Apr 6 – Apr 13 | 7 | 0 | 33 | 33 | 0 | 22 | 22 | 0 |
| Apr 13 – Apr 20 | 7 | 0 | 27 | 27 | 0 | 8 | 8 | 0 |
| Apr 20 – Apr 27 | 6 | 0 | 21 | 21 | 0 | 29 | 29 | 0 |
| Apr 27 – May 4 | 7 | 0 | 40 | 40 | 0 | 43 | 43 | 0 |
| ¹ No traps were serviced in Zone 15 during the weeks of January 2 and January 9 due to excessive rain and muddy conditions preventing access | | | | | | | | |
| ² No traps were serviced in Zone 15 during the week of February 20 due to excessive rain and muddy conditions preventing access | | | | | | | | |
| ³ Only trap numbers 3 and 4 were serviced in Zone 15 during the week of April 3 due to pesticide applications on site | | | | | | | | |

Zone 15 - Almond Orchard - Pheromone/PPO Baited Traps

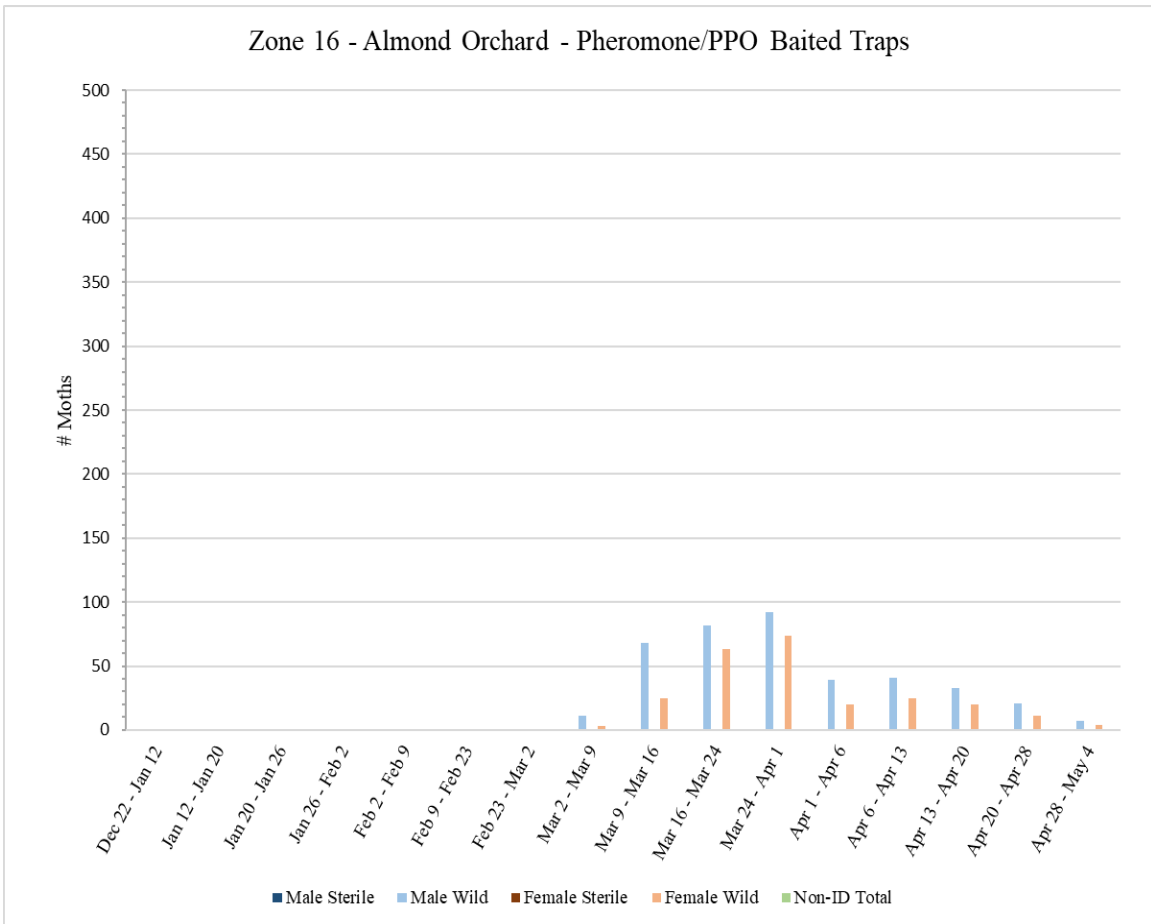


Zone 16 – Almond Orchard

A total of 9 pheromone/PPO lure-baited traps were collected from Zone 16 on Monday, May 4.

| Zone 16 - Almond | | | | | | | | |
|---|----------------------------------|--------------|-----------|------------|----------------|-------------|--------------|--------------|
| Pheromone/PPO Lure Baited Traps | | | | | | | | |
| Dates Traps in Field | # of Releases During Trap Period | Male Sterile | Male Wild | Male Total | Female Sterile | Female Wild | Female Total | Non-ID Total |
| ¹ Dec 22 – Jan 12 | 0 | 0 | 0 | 0 | 0 | 0 | 0 | 0 |
| Jan 12 – Jan 20 | 0 | 0 | 0 | 0 | 0 | 0 | 0 | 0 |
| Jan 20 – Jan 26 | 0 | 0 | 0 | 0 | 0 | 0 | 0 | 0 |
| Jan 26 – Feb 2 | 0 | 0 | 0 | 0 | 0 | 0 | 0 | 0 |
| Feb 2 - Feb 9 | 0 | 0 | 0 | 0 | 0 | 0 | 0 | 0 |
| ² Feb 9 - Feb 23 | 0 | 0 | 0 | 0 | 0 | 0 | 0 | 0 |
| Feb 23 - Mar 2 | 0 | 0 | 0 | 0 | 0 | 1 | 1 | 0 |
| Mar 2 - Mar 9 | 0 | 0 | 11 | 11 | 0 | 3 | 3 | 0 |
| Mar 9 – Mar 16 | 0 | 0 | 68 | 68 | 0 | 25 | 25 | 0 |
| Mar 16 – Mar 24 | 0 | 0 | 82 | 82 | 0 | 63 | 63 | 0 |
| Mar 24 – Apr 1 | 0 | 0 | 92 | 92 | 0 | 74 | 74 | 0 |
| Apr 1 – Apr 6 | 0 | 0 | 39 | 39 | 0 | 20 | 20 | 0 |
| Apr 6 – Apr 13 | 0 | 0 | 41 | 41 | 0 | 25 | 25 | 0 |
| Apr 13 – Apr 20 | 0 | 0 | 33 | 33 | 0 | 20 | 20 | 0 |
| Apr 20 – Apr 28 | 0 | 0 | 21 | 21 | 0 | 11 | 11 | 0 |
| Apr 28 – May 4 | 0 | 0 | 7 | 7 | 0 | 4 | 4 | 0 |
| ¹ No traps were serviced in Zone 16 during the weeks of January 2 and January 9 due to excessive rain and muddy conditions preventing access | | | | | | | | |
| ² No traps were serviced in Zone 16 during the week of February 20 due to excessive rain and muddy conditions preventing access | | | | | | | | |

Zone 16 - Almond Orchard - Pheromone/PPO Baited Traps

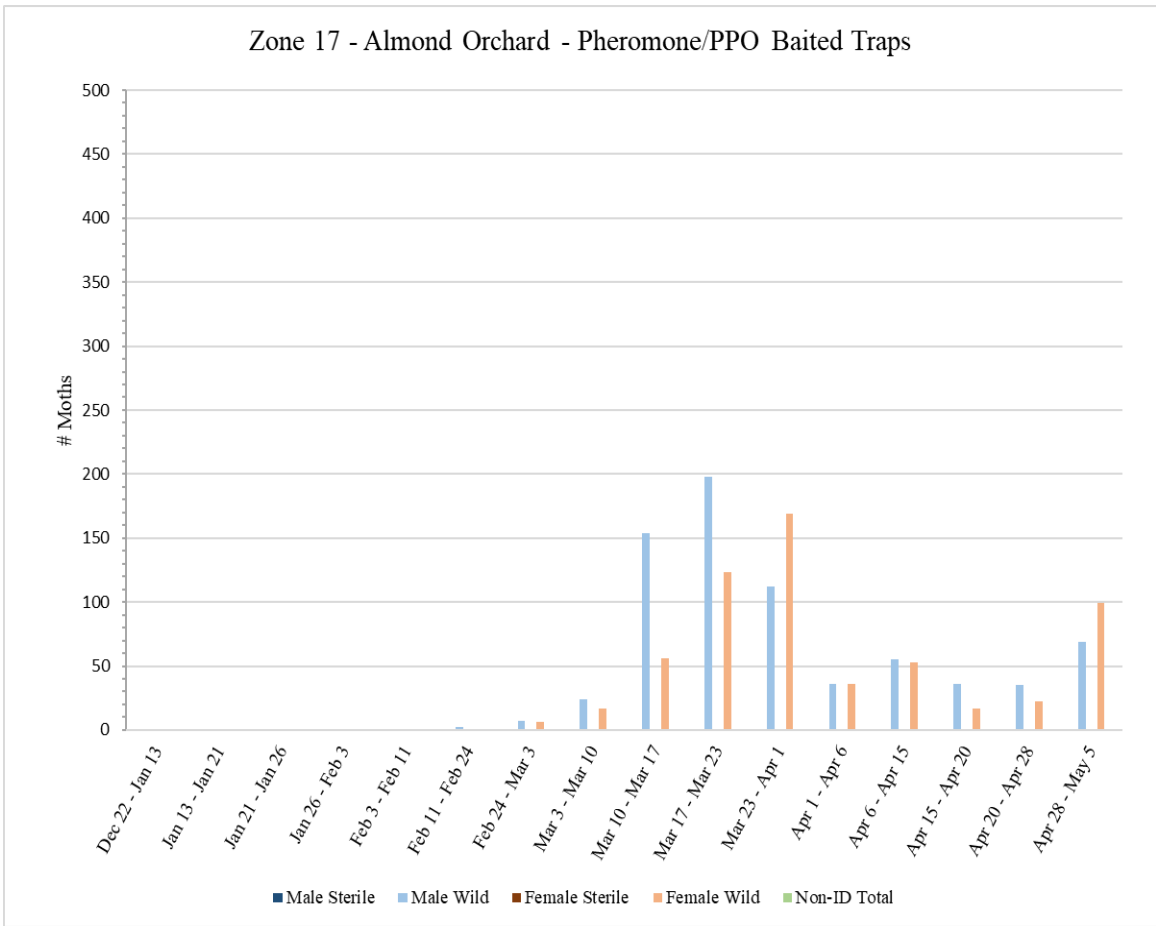


Zone 17 – Almond Orchard

A total of 9 pheromone/PPO lure-baited traps were collected from Zone 17 on Tuesday, May 5.

| Zone 17 - Almond | | | | | | | | |
|---|----------------------------------|--------------|-----------|------------|----------------|-------------|--------------|--------------|
| Pheromone/PPO Lure Baited Traps | | | | | | | | |
| Dates Traps in Field | # of Releases During Trap Period | Male Sterile | Male Wild | Male Total | Female Sterile | Female Wild | Female Total | Non-ID Total |
| ¹ Dec 22 – Jan 13 | 0 | 0 | 1 | 1 | 0 | 0 | 0 | 0 |
| Jan 13 – Jan 21 | 0 | 0 | 0 | 0 | 0 | 0 | 0 | 0 |
| Jan 21 – Jan 26 | 0 | 0 | 0 | 0 | 0 | 0 | 0 | 0 |
| Jan 26 – Feb 3 | 0 | 0 | 0 | 0 | 0 | 0 | 0 | 0 |
| Feb 3 - Feb 11 | 0 | 0 | 0 | 0 | 0 | 0 | 0 | 0 |
| ² Feb 11 - Feb 24 | 0 | 0 | 2 | 2 | 0 | 0 | 0 | 0 |
| Feb 24 - Mar 3 | 0 | 0 | 7 | 7 | 0 | 6 | 6 | 0 |
| Mar 3 - Mar 10 | 0 | 0 | 24 | 24 | 0 | 17 | 17 | 0 |
| Mar 10 – Mar 17 | 0 | 0 | 154 | 154 | 0 | 56 | 56 | 0 |
| Mar 17 – Mar 23 | 0 | 0 | 198 | 198 | 0 | 123 | 123 | 0 |
| Mar 23 – Apr 1 | 0 | 0 | 112 | 112 | 0 | 169 | 169 | 0 |
| Apr 1 – Apr 6 | 4 | 0 | 36 | 36 | 0 | 36 | 36 | 0 |
| Apr 6 – Apr 15 | 9 | 0 | 55 | 55 | 0 | 53 | 53 | 0 |
| Apr 15 – Apr 20 | 5 | 0 | 36 | 36 | 0 | 17 | 17 | 0 |
| Apr 20 – Apr 28 | 7 | 0 | 35 | 35 | 0 | 22 | 22 | 0 |
| Apr 28 – May 5 | 7 | 0 | 69 | 69 | 0 | 99 | 99 | 0 |
| ¹ No traps were serviced in Zone 17 during the weeks of January 2 and January 9 due to excessive rain and muddy conditions preventing access | | | | | | | | |
| ² No traps were serviced in Zone 17 during the week of February 20 due to excessive rain and muddy conditions preventing access | | | | | | | | |

Zone 17 - Almond Orchard - Pheromone/PPO Baited Traps

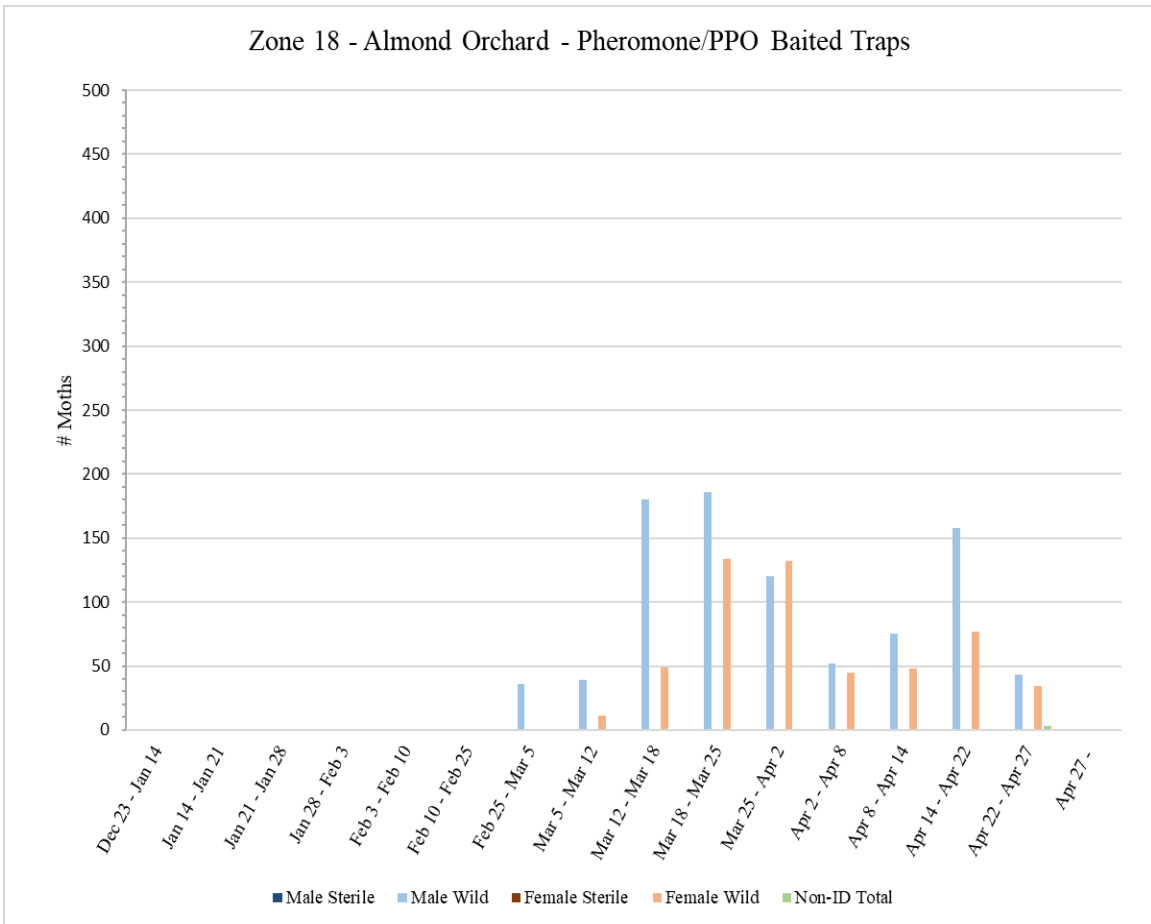


Zone 18 – Almond Orchard

No traps were collected from Zone 18 during the week of May 8 due to pesticide applications on site.

| Zone 18 - Almond | | | | | | | | |
|---|----------------------------------|--------------|-----------|------------|----------------|-------------|--------------|--------------|
| Pheromone/PPO Lure Baited Traps | | | | | | | | |
| Dates Traps in Field | # of Releases During Trap Period | Male Sterile | Male Wild | Male Total | Female Sterile | Female Wild | Female Total | Non-ID Total |
| ¹ Dec 23 – Jan 14 | 0 | 0 | 0 | 0 | 0 | 0 | 0 | 0 |
| Jan 14 – Jan 21 | 0 | 0 | 0 | 0 | 0 | 0 | 0 | 0 |
| Jan 21 – Jan 28 | 0 | 0 | 0 | 0 | 0 | 0 | 0 | 0 |
| Jan 28 – Feb 3 | 0 | 0 | 0 | 0 | 0 | 0 | 0 | 0 |
| Feb 3 - Feb 10 | 0 | 0 | 0 | 0 | 0 | 0 | 0 | 0 |
| ² Feb 10 - Feb 25 | 0 | 0 | 0 | 0 | 0 | 0 | 0 | 0 |
| Feb 25 - Mar 5 | 0 | 0 | 36 | 36 | 0 | 0 | 0 | 0 |
| Mar 5 - Mar 12 | 0 | 0 | 39 | 39 | 0 | 11 | 11 | 0 |
| Mar 12 – Mar 18 | 0 | 0 | 180 | 180 | 0 | 49 | 49 | 0 |
| Mar 18 – Mar 25 | 0 | 0 | 186 | 186 | 0 | 134 | 134 | 0 |
| Mar 25 – Apr 2 | 0 | 0 | 120 | 120 | 0 | 132 | 132 | 0 |
| Apr 2 – Apr 8 | 0 | 0 | 52 | 52 | 0 | 45 | 45 | 0 |
| Apr 8 – Apr 14 | 0 | 0 | 75 | 75 | 0 | 48 | 48 | 0 |
| Apr 14 – Apr 22 | 0 | 0 | 158 | 158 | 0 | 77 | 77 | 0 |
| Apr 22 – Apr 27 | 0 | 0 | 43 | 43 | 0 | 34 | 34 | 3 |
| ³ Apr 27 - | | | | | | | | |
| ¹ No traps were serviced in Zone 18 during the weeks of January 2 and January 9 due to excessive rain and muddy conditions preventing access | | | | | | | | |
| ² No traps were serviced in Zone 18 during the week of February 20 due to excessive rain and muddy conditions preventing access | | | | | | | | |
| ³ No traps were serviced in Zone 18 during the week of May 8 due to pesticide applications on site | | | | | | | | |

Zone 18 - Almond Orchard - Pheromone/PPO Baited Traps

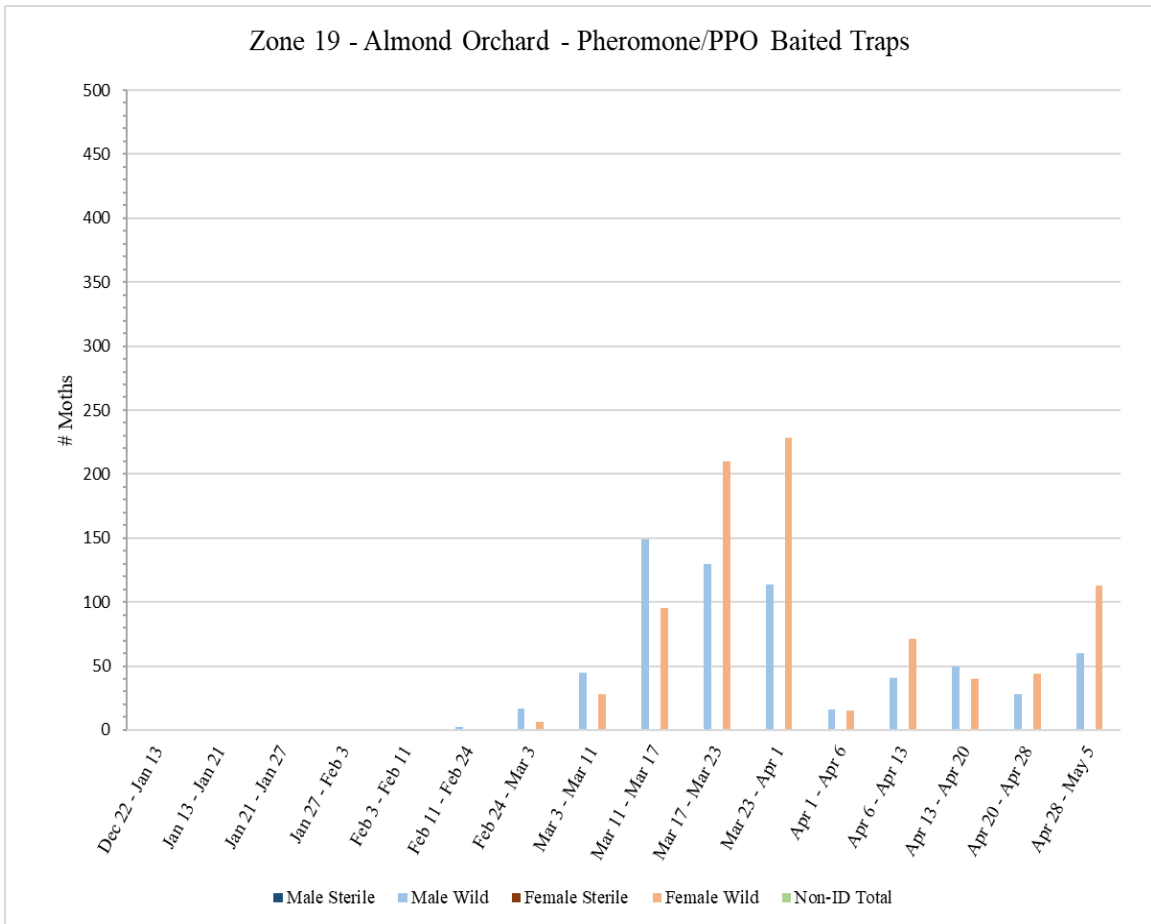


Zone 19 – Almond Orchard

A total of 9 pheromone/PPO lure-baited traps were collected from Zone 19 on Tuesday, May 5.

| Zone 19 - Almond | | | | | | | | |
|---|----------------------------------|--------------|-----------|------------|----------------|-------------|--------------|--------------|
| Pheromone/PPO Lure Baited Traps | | | | | | | | |
| Dates Traps in Field | # of Releases During Trap Period | Male Sterile | Male Wild | Male Total | Female Sterile | Female Wild | Female Total | Non-ID Total |
| ¹ Dec 22 – Jan 13 | 0 | 0 | 0 | 0 | 0 | 0 | 0 | 0 |
| Jan 13 – Jan 21 | 0 | 0 | 0 | 0 | 0 | 0 | 0 | 0 |
| Jan 21 – Jan 27 | 0 | 0 | 0 | 0 | 0 | 0 | 0 | 0 |
| Jan 27 – Feb 3 | 0 | 0 | 0 | 0 | 0 | 0 | 0 | 0 |
| Feb 3 - Feb 11 | 0 | 0 | 1 | 1 | 0 | 0 | 0 | 0 |
| ² Feb 11 - Feb 24 | 0 | 0 | 2 | 2 | 0 | 0 | 0 | 0 |
| Feb 24 - Mar 3 | 0 | 0 | 17 | 17 | 0 | 6 | 6 | 0 |
| Mar 3 - Mar 11 | 0 | 0 | 45 | 45 | 0 | 28 | 28 | 0 |
| Mar 11 – Mar 17 | 0 | 0 | 149 | 149 | 0 | 95 | 95 | 0 |
| Mar 17 – Mar 23 | 0 | 0 | 130 | 130 | 0 | 210 | 210 | 0 |
| Mar 23 – Apr 1 | 0 | 0 | 114 | 114 | 0 | 228 | 228 | 0 |
| Apr 1 – Apr 6 | 0 | 0 | 16 | 16 | 0 | 15 | 15 | 0 |
| Apr 6 – Apr 13 | 0 | 0 | 41 | 41 | 0 | 71 | 71 | 0 |
| Apr 13 – Apr 20 | 0 | 0 | 50 | 50 | 0 | 40 | 40 | 0 |
| Apr 20 – Apr 28 | 0 | 0 | 28 | 28 | 0 | 44 | 44 | 0 |
| Apr 28 – May 5 | 0 | 0 | 60 | 60 | 0 | 113 | 113 | 0 |
| ¹ No traps were serviced in Zone 19 during the weeks of January 2 and January 9 due to excessive rain and muddy conditions preventing access | | | | | | | | |
| ² No traps were serviced in Zone 19 during the week of February 20 due to excessive rain and muddy conditions preventing access | | | | | | | | |

Zone 19 - Almond Orchard - Pheromone/PPO Baited Traps

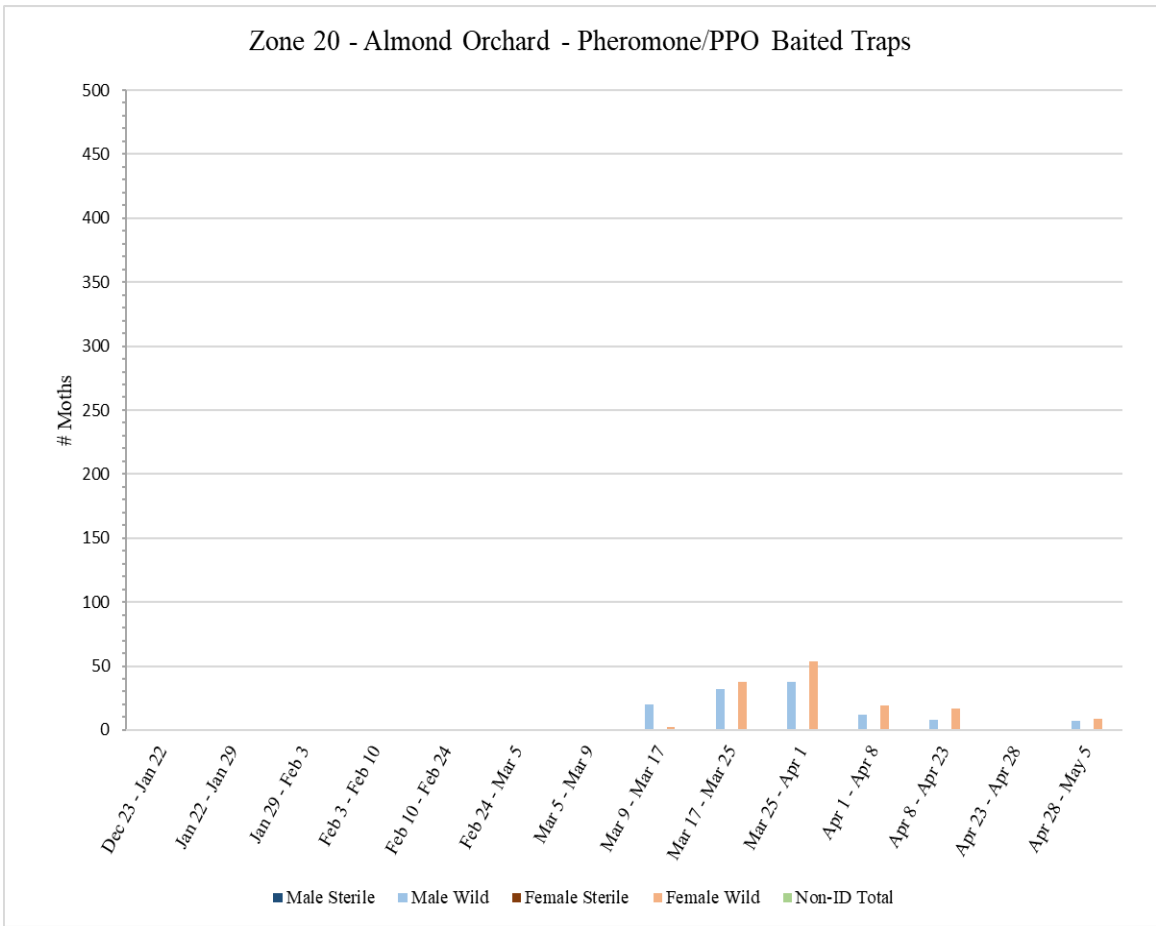


Zone 20 – Almond Orchard

A total of **8** pheromone/PPO lure-baited traps were collected from Zone 20 on Tuesday, May 5. Trap number 9 was missing.

| Zone 20 - Almond | | | | | | | | |
|---|----------------------------------|--------------|-----------|------------|----------------|-------------|--------------|--------------|
| Pheromone/PPO Lure Baited Traps | | | | | | | | |
| Dates Traps in Field | # of Releases During Trap Period | Male Sterile | Male Wild | Male Total | Female Sterile | Female Wild | Female Total | Non-ID Total |
| ¹ Dec 23 – Jan 22 | 0 | 0 | 0 | 0 | 0 | 0 | 0 | 0 |
| Jan 22 – Jan 29 | 0 | 0 | 0 | 0 | 0 | 0 | 0 | 0 |
| Jan 29 – Feb 3 | 0 | 0 | 0 | 0 | 0 | 0 | 0 | 0 |
| Feb 3 - Feb 10 | 0 | 0 | 0 | 0 | 0 | 0 | 0 | 0 |
| ² Feb 10 - Feb 24 | 0 | 0 | 0 | 0 | 0 | 0 | 0 | 0 |
| Feb 24 - Mar 5 | 0 | 0 | 0 | 0 | 0 | 0 | 0 | 0 |
| Mar 5 - Mar 9 | 0 | 0 | 0 | 0 | 0 | 0 | 0 | 0 |
| Mar 9 – Mar 17 | 0 | 0 | 20 | 20 | 0 | 2 | 2 | 0 |
| Mar 17 – Mar 25 | 0 | 0 | 32 | 32 | 0 | 38 | 38 | 0 |
| Mar 25 – Apr 1 | 0 | 0 | 38 | 38 | 0 | 54 | 54 | 0 |
| Apr 1 – Apr 8 | 6 | 0 | 12 | 12 | 0 | 19 | 19 | 0 |
| ³ Apr 8 – Apr 23 | 14 | 0 | 8 | 8 | 0 | 17 | 17 | 0 |
| Apr 23 – Apr 28 | 6 | 0 | 0 | 0 | 0 | 0 | 0 | 0 |
| Apr 28 – May 5 | 7 | 0 | 7 | 7 | 0 | 9 | 9 | 0 |
| ¹ No traps were serviced in Zone 20 during the weeks of January 2 and January 9 due to excessive rain and muddy conditions preventing access; no traps were serviced in Zone 20 during the week of January 16 due to pesticide applications on site; trap numbers 4-9 not serviced during the week of January 23 due to pesticide applications on site | | | | | | | | |
| ² No traps were serviced in Zone 20 during the week of February 20 due to excessive rain and muddy conditions preventing access | | | | | | | | |
| ³ No traps were serviced in Zone 20 during the week of April 17 due to pesticide applications on site | | | | | | | | |

Zone 20 - Almond Orchard - Pheromone/PPO Baited Traps

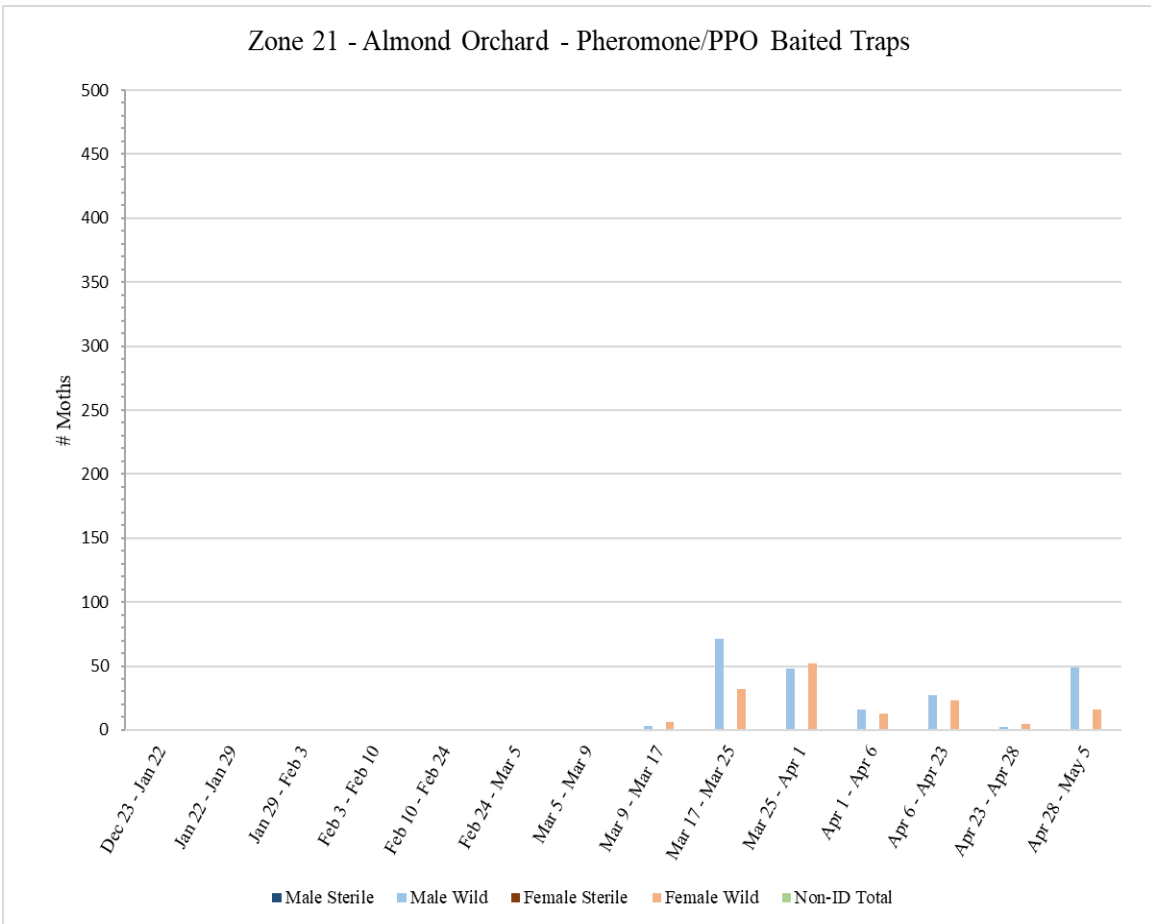


Zone 21 – Almond Orchard

A total of 9 pheromone/PPO lure-baited traps were collected from Zone 21 on Tuesday, May 5.

| Zone 21 - Almond | | | | | | | | |
|--|----------------------------------|--------------|-----------|------------|----------------|-------------|--------------|--------------|
| Pheromone/PPO Lure Baited Traps | | | | | | | | |
| Dates Traps in Field | # of Releases During Trap Period | Male Sterile | Male Wild | Male Total | Female Sterile | Female Wild | Female Total | Non-ID Total |
| ¹ Dec 23 – Jan 22 | 0 | 0 | 0 | 0 | 0 | 0 | 0 | 0 |
| Jan 22 – Jan 29 | 0 | 0 | 0 | 0 | 0 | 0 | 0 | 0 |
| Jan 29 – Feb 3 | 0 | 0 | 0 | 0 | 0 | 0 | 0 | 0 |
| Feb 3 - Feb 10 | 0 | 0 | 0 | 0 | 0 | 0 | 0 | 0 |
| ² Feb 10 - Feb 24 | 0 | 0 | 0 | 0 | 0 | 0 | 0 | 0 |
| Feb 24 - Mar 5 | 0 | 0 | 0 | 0 | 0 | 0 | 0 | 0 |
| Mar 5 - Mar 9 | 0 | 0 | 0 | 0 | 0 | 0 | 0 | 0 |
| Mar 9 – Mar 17 | 0 | 0 | 3 | 3 | 0 | 6 | 6 | 0 |
| Mar 17 – Mar 25 | 0 | 0 | 71 | 71 | 0 | 32 | 32 | 0 |
| Mar 25 – Apr 1 | 0 | 0 | 48 | 48 | 0 | 52 | 52 | 0 |
| Apr 1 – Apr 6 | 0 | 0 | 16 | 16 | 0 | 13 | 13 | 0 |
| ³ Apr 6 – Apr 23 | 0 | 0 | 27 | 27 | 0 | 23 | 23 | 0 |
| Apr 23 – Apr 28 | 0 | 0 | 2 | 2 | 0 | 5 | 5 | 0 |
| Apr 28 – May 5 | 0 | 0 | 49 | 49 | 0 | 16 | 16 | 0 |
| ¹ No traps were serviced in Zone 21 during the weeks of January 2 and January 9 due to excessive rain and muddy conditions preventing access; no traps were serviced in Zone 21 during the week of January 16 due to pesticide applications on site | | | | | | | | |
| ² No traps were serviced in Zone 21 during the week of February 20 due to excessive rain and muddy conditions preventing access | | | | | | | | |
| ³ No traps were serviced in Zone 21 during the week of April 17 due to pesticide applications on site | | | | | | | | |

Zone 21 - Almond Orchard - Pheromone/PPO Baited Traps

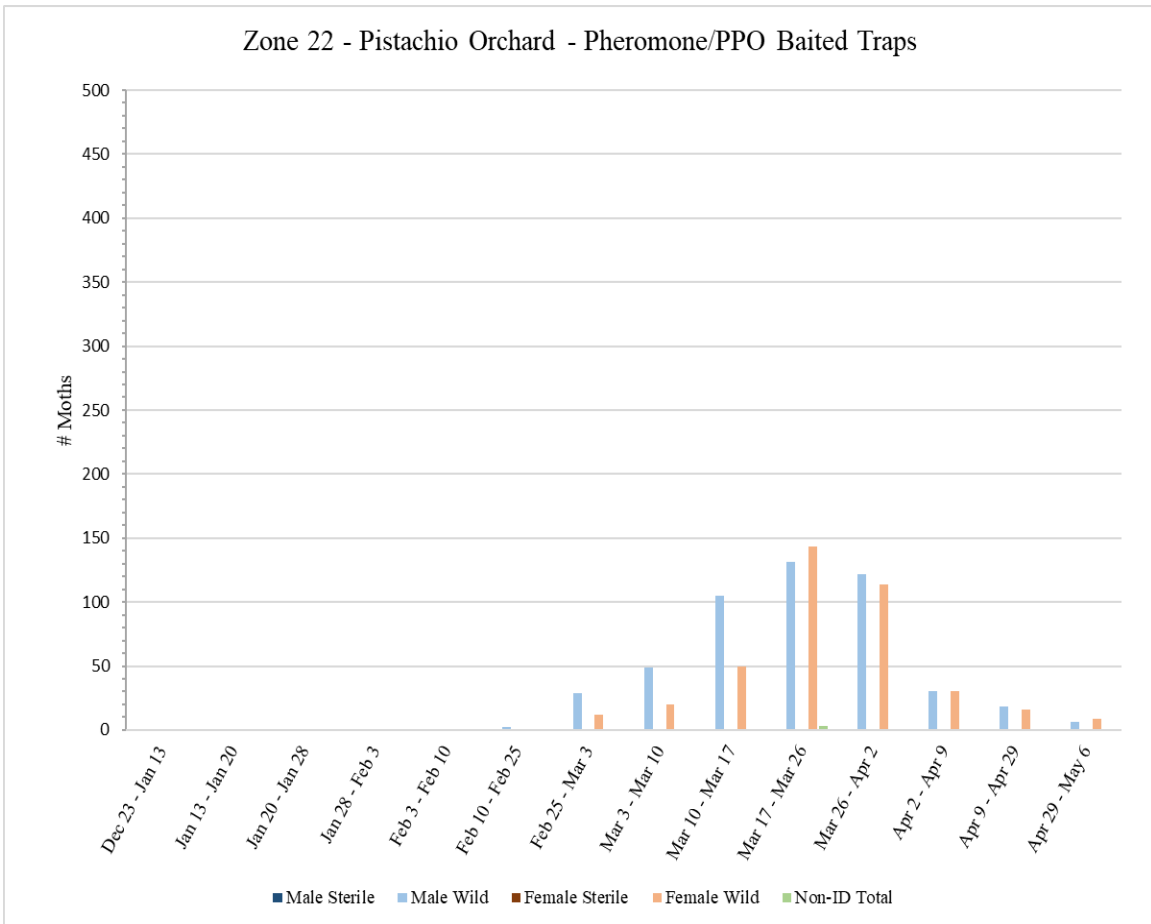


Zone 22 – Pistachio Orchard

A total of 9 pheromone/PPO lure-baited traps were collected from Zone 22 on Wednesday, May 6.

| Zone 22 - Pistachio | | | | | | | | |
|---|----------------------------------|--------------|-----------|------------|----------------|-------------|--------------|--------------|
| Pheromone/PPO Lure Baited Traps | | | | | | | | |
| Dates Traps in Field | # of Releases During Trap Period | Male Sterile | Male Wild | Male Total | Female Sterile | Female Wild | Female Total | Non-ID Total |
| ¹ Dec 23 – Jan 13 | 0 | 0 | 0 | 0 | 0 | 0 | 0 | 0 |
| Jan 13 – Jan 20 | 0 | 0 | 0 | 0 | 0 | 0 | 0 | 0 |
| Jan 20 – Jan 28 | 0 | 0 | 0 | 0 | 0 | 0 | 0 | 0 |
| Jan 28 – Feb 3 | 0 | 0 | 0 | 0 | 0 | 0 | 0 | 0 |
| Feb 3 - Feb 10 | 0 | 0 | 0 | 0 | 0 | 0 | 0 | 0 |
| ² Feb 10 - Feb 25 | 0 | 0 | 2 | 2 | 0 | 0 | 0 | 0 |
| Feb 25 - Mar 3 | 0 | 0 | 29 | 29 | 0 | 12 | 12 | 0 |
| Mar 3 - Mar 10 | 0 | 0 | 49 | 49 | 0 | 20 | 20 | 0 |
| Mar 10 – Mar 17 | 0 | 0 | 105 | 105 | 0 | 50 | 50 | 0 |
| Mar 17 – Mar 26 | 0 | 0 | 131 | 131 | 0 | 143 | 143 | 3 |
| Mar 26 – Apr 2 | 0 | 0 | 122 | 122 | 0 | 114 | 114 | 0 |
| Apr 2 – Apr 9 | 0 | 0 | 30 | 30 | 0 | 30 | 30 | 0 |
| ³ Apr 9 – Apr 29 | 0 | 0 | 18 | 18 | 0 | 16 | 16 | 0 |
| Apr 29 – May 6 | 0 | 0 | 6 | 6 | 0 | 9 | 9 | 0 |
| ¹ No traps were serviced in Zone 22 during the weeks of January 2 and January 9 due to excessive rain and muddy conditions preventing access | | | | | | | | |
| ² No traps were serviced in Zone 22 during the week of February 20 due to excessive rain and muddy conditions preventing access | | | | | | | | |
| ³ No traps were serviced in Zone 22 during the weeks of April 17 and April 24 due to pesticide applications on site | | | | | | | | |

Zone 22 - Pistachio Orchard - Pheromone/PPO Baited Traps

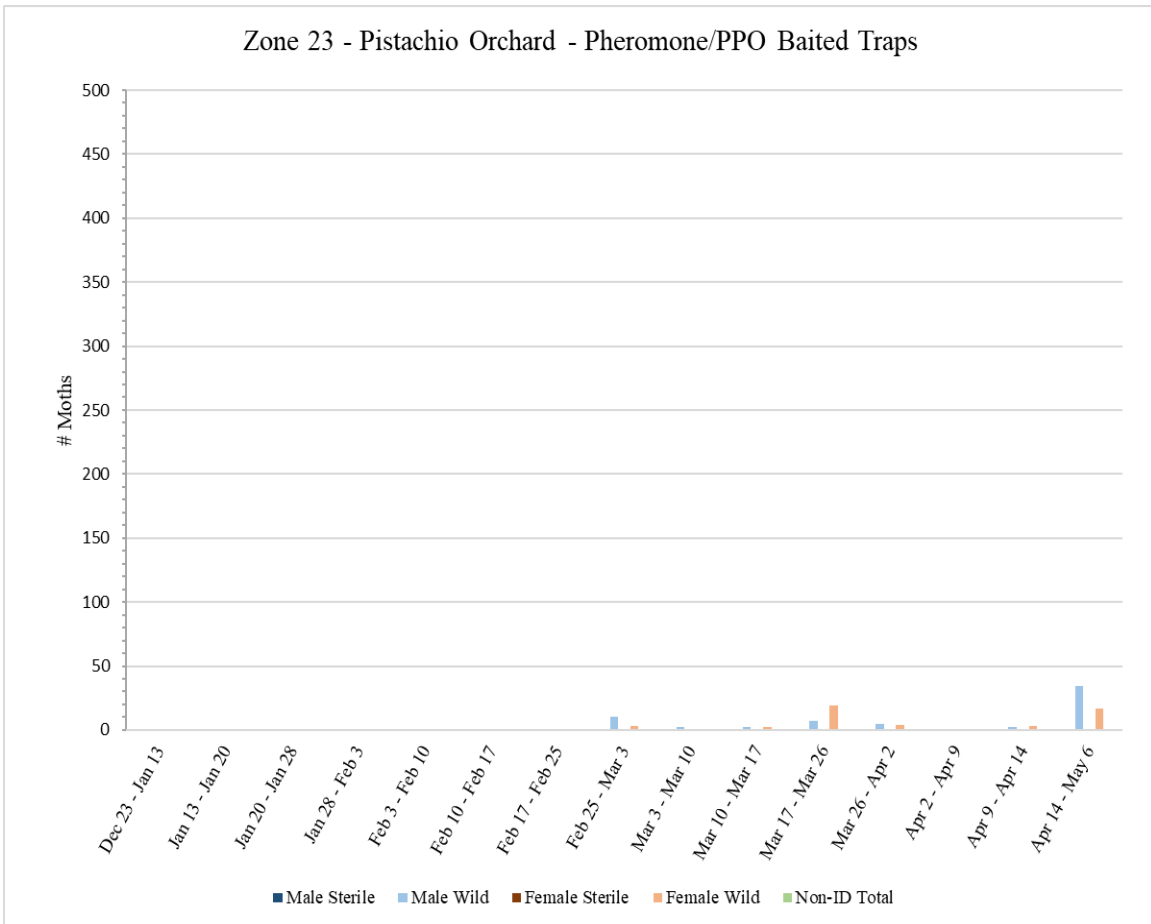


Zone 23 – Pistachio Orchard

A total of 9 pheromone/PPO lure-baited traps were collected from Zone 23 on Wednesday, May 6.

| Zone 23 - Pistachio | | | | | | | | |
|---|----------------------------------|--------------|-----------|------------|----------------|-------------|--------------|--------------|
| Pheromone/PPO Lure Baited Traps | | | | | | | | |
| Dates Traps in Field | # of Releases During Trap Period | Male Sterile | Male Wild | Male Total | Female Sterile | Female Wild | Female Total | Non-ID Total |
| ¹ Dec 23 – Jan 13 | 0 | 0 | 0 | 0 | 0 | 0 | 0 | 0 |
| Jan 13 – Jan 20 | 0 | 0 | 0 | 0 | 0 | 0 | 0 | 0 |
| Jan 20 – Jan 28 | 0 | 0 | 0 | 0 | 0 | 0 | 0 | 0 |
| Jan 28 – Feb 3 | 0 | 0 | 0 | 0 | 0 | 0 | 0 | 0 |
| Feb 3 - Feb 10 | 0 | 0 | 0 | 0 | 0 | 0 | 0 | 0 |
| Feb 10 - Feb 17 | 0 | 0 | 0 | 0 | 0 | 0 | 0 | 0 |
| Feb 17 - Feb 25 | 0 | 0 | 0 | 0 | 0 | 0 | 0 | 0 |
| Feb 25 - Mar 3 | 0 | 0 | 10 | 10 | 0 | 3 | 3 | 0 |
| Mar 3 - Mar 10 | 0 | 0 | 2 | 2 | 0 | 1 | 1 | 0 |
| Mar 10 – Mar 17 | 0 | 0 | 2 | 2 | 0 | 2 | 2 | 0 |
| Mar 17 – Mar 26 | 0 | 0 | 7 | 7 | 0 | 19 | 19 | 0 |
| Mar 26 – Apr 2 | 0 | 0 | 5 | 5 | 0 | 4 | 4 | 0 |
| Apr 2 – Apr 9 | 0 | 0 | 0 | 0 | 0 | 0 | 0 | 0 |
| Apr 9 – Apr 14 | 0 | 0 | 2 | 2 | 0 | 3 | 3 | 0 |
| ² Apr 14 – May 6 | 0 | 0 | 34 | 34 | 0 | 17 | 17 | 0 |
| ¹ No traps were serviced in Zone 23 during the weeks of January 2 and January 9 due to excessive rain and muddy conditions preventing access | | | | | | | | |
| ² No traps were serviced in Zone 23 during the week of April 24 due to staffing issues; no traps were serviced in Zone 23 during the week of May 1 due to pesticide applications on site | | | | | | | | |

Zone 23 - Pistachio Orchard - Pheromone/PPO Baited Traps

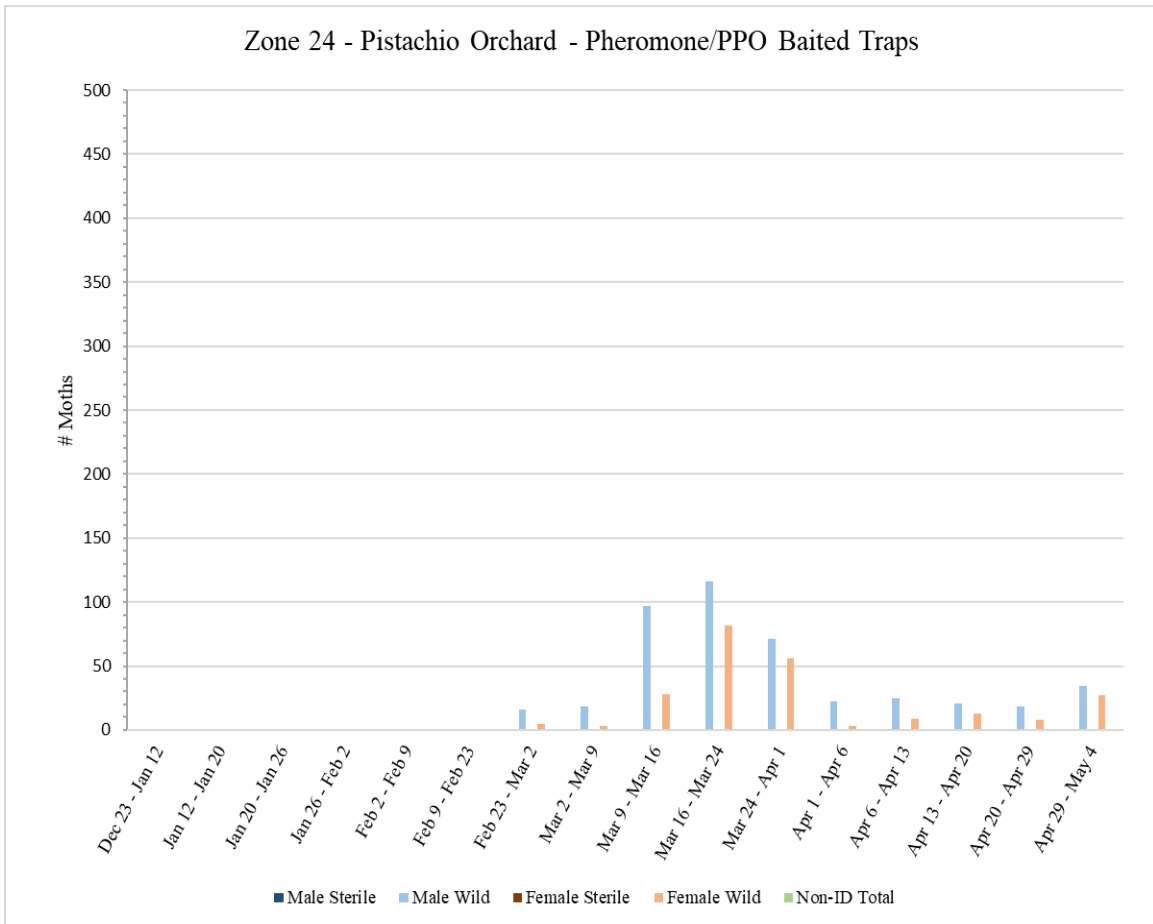


Zone 24 – Pistachio Orchard

A total of 9 pheromone/PPO lure-baited traps were collected from Zone 24 on Monday, May 4.

| Zone 24 - Pistachio | | | | | | | | |
|---|----------------------------------|--------------|-----------|------------|----------------|-------------|--------------|--------------|
| Pheromone/PPO Lure Baited Traps | | | | | | | | |
| Dates Traps in Field | # of Releases During Trap Period | Male Sterile | Male Wild | Male Total | Female Sterile | Female Wild | Female Total | Non-ID Total |
| ¹ Dec 23 – Jan 12 | 0 | 0 | 0 | 0 | 0 | 0 | 0 | 0 |
| Jan 12 – Jan 20 | 0 | 0 | 0 | 0 | 0 | 0 | 0 | 0 |
| Jan 20 – Jan 26 | 0 | 0 | 0 | 0 | 0 | 0 | 0 | 0 |
| Jan 26 – Feb 2 | 0 | 0 | 0 | 0 | 0 | 0 | 0 | 0 |
| Feb 2 - Feb 9 | 0 | 0 | 0 | 0 | 0 | 0 | 0 | 0 |
| ² Feb 9 - Feb 23 | 0 | 0 | 0 | 0 | 0 | 0 | 0 | 0 |
| Feb 23 - Mar 2 | 0 | 0 | 16 | 16 | 0 | 5 | 5 | 0 |
| Mar 2 - Mar 9 | 0 | 0 | 18 | 18 | 0 | 3 | 3 | 0 |
| Mar 9 – Mar 16 | 0 | 0 | 97 | 97 | 0 | 28 | 28 | 0 |
| Mar 16 – Mar 24 | 0 | 0 | 116 | 116 | 0 | 82 | 82 | 0 |
| Mar 24 – Apr 1 | 0 | 0 | 71 | 71 | 0 | 56 | 56 | 0 |
| Apr 1 – Apr 6 | 0 | 0 | 22 | 22 | 0 | 3 | 3 | 0 |
| Apr 6 – Apr 13 | 0 | 0 | 25 | 25 | 0 | 9 | 9 | 0 |
| Apr 13 – Apr 20 | 0 | 0 | 21 | 21 | 0 | 13 | 13 | 0 |
| Apr 20 – Apr 29 | 0 | 0 | 18 | 18 | 0 | 8 | 8 | 0 |
| Apr 29 – May 4 | 0 | 0 | 34 | 34 | 0 | 27 | 27 | 0 |
| ¹ No traps were serviced in Zone 24 during the weeks of January 2 and January 9 due to excessive rain and muddy conditions preventing access | | | | | | | | |
| ² No traps were serviced in Zone 24 during the week of February 20 due to excessive rain and muddy conditions preventing access | | | | | | | | |

Zone 24 - Pistachio Orchard - Pheromone/PPO Baited Traps

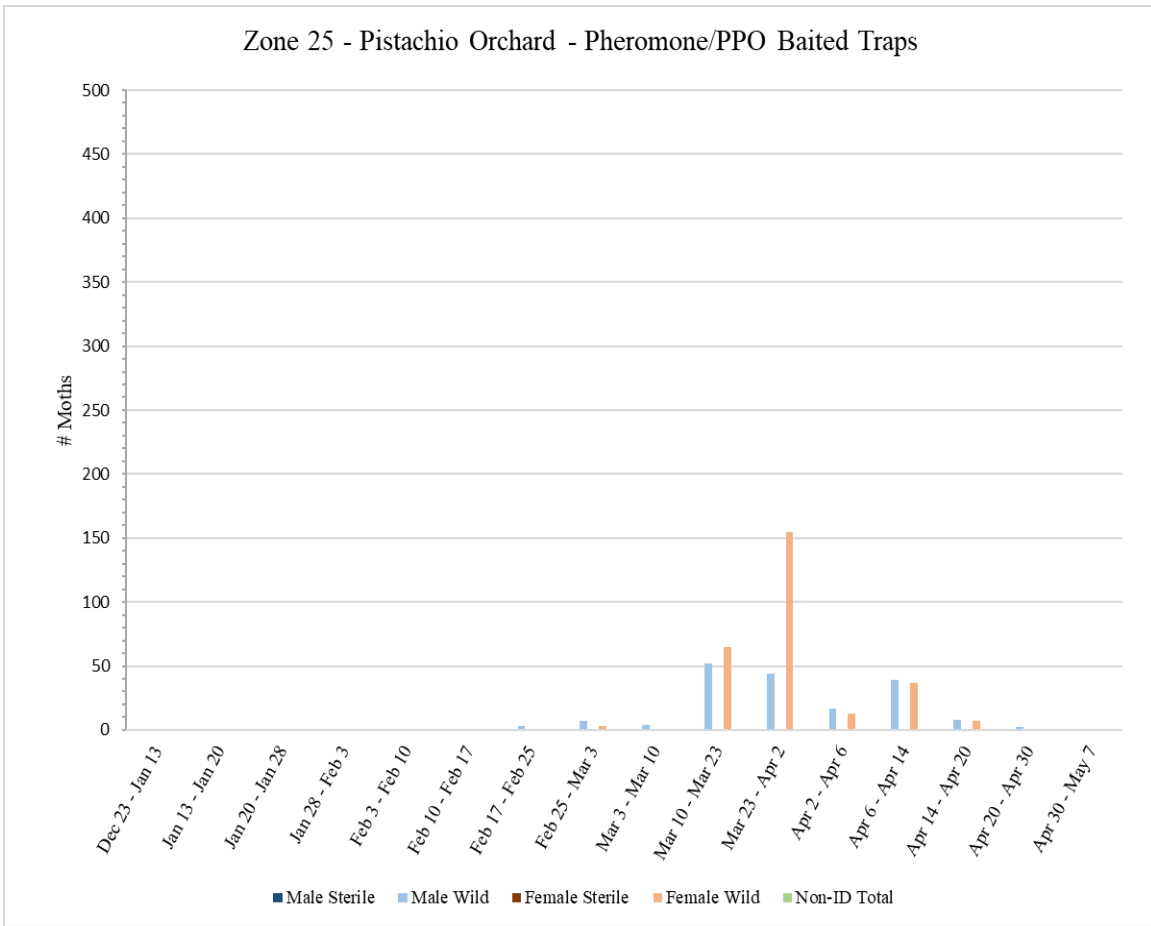


Zone 25 – Pistachio Orchard

A total of 9 pheromone/PPO lure-baited traps were collected from Zone 25 on Thursday, May 7.

| Zone 25 - Pistachio | | | | | | | | |
|---|----------------------------------|--------------|-----------|------------|----------------|-------------|--------------|--------------|
| Pheromone/PPO Lure Baited Traps | | | | | | | | |
| Dates Traps in Field | # of Releases During Trap Period | Male Sterile | Male Wild | Male Total | Female Sterile | Female Wild | Female Total | Non-ID Total |
| ¹ Dec 23 – Jan 13 | 0 | 0 | 0 | 0 | 0 | 0 | 0 | 0 |
| Jan 13 – Jan 20 | 0 | 0 | 0 | 0 | 0 | 0 | 0 | 0 |
| Jan 20 – Jan 28 | 0 | 0 | 0 | 0 | 0 | 0 | 0 | 0 |
| Jan 28 – Feb 3 | 0 | 0 | 0 | 0 | 0 | 0 | 0 | 0 |
| Feb 3 - Feb 10 | 0 | 0 | 0 | 0 | 0 | 0 | 0 | 0 |
| Feb 10 - Feb 17 | 0 | 0 | 0 | 0 | 0 | 0 | 0 | 0 |
| Feb 17 - Feb 25 | 0 | 0 | 3 | 3 | 0 | 0 | 0 | 0 |
| Feb 25 - Mar 3 | 0 | 0 | 7 | 7 | 0 | 3 | 3 | 0 |
| Mar 3 - Mar 10 | 0 | 0 | 4 | 4 | 0 | 0 | 0 | 0 |
| ² Mar 10 – Mar 23 | 0 | 0 | 52 | 52 | 0 | 65 | 65 | 0 |
| Mar 23 – Apr 2 | 0 | 0 | 44 | 44 | 0 | 155 | 155 | 0 |
| Apr 2 – Apr 6 | 0 | 0 | 17 | 17 | 0 | 13 | 13 | 0 |
| Apr 6 – Apr 14 | 0 | 0 | 39 | 39 | 0 | 37 | 37 | 0 |
| Apr 14 – Apr 20 | 0 | 0 | 8 | 8 | 0 | 7 | 7 | 0 |
| Apr 20 – Apr 30 | 0 | 0 | 2 | 2 | 0 | 1 | 1 | 0 |
| Apr 30 – May 7 | 0 | 0 | 0 | 0 | 0 | 1 | 1 | 0 |
| ¹ No traps were serviced in Zone 25 during the weeks of January 2 and January 9 due to excessive rain and muddy conditions preventing access | | | | | | | | |
| ² No traps were serviced in Zone 25 during the week of March 20 due to pesticide applications on site | | | | | | | | |

Zone 25 - Pistachio Orchard - Pheromone/PPO Baited Traps

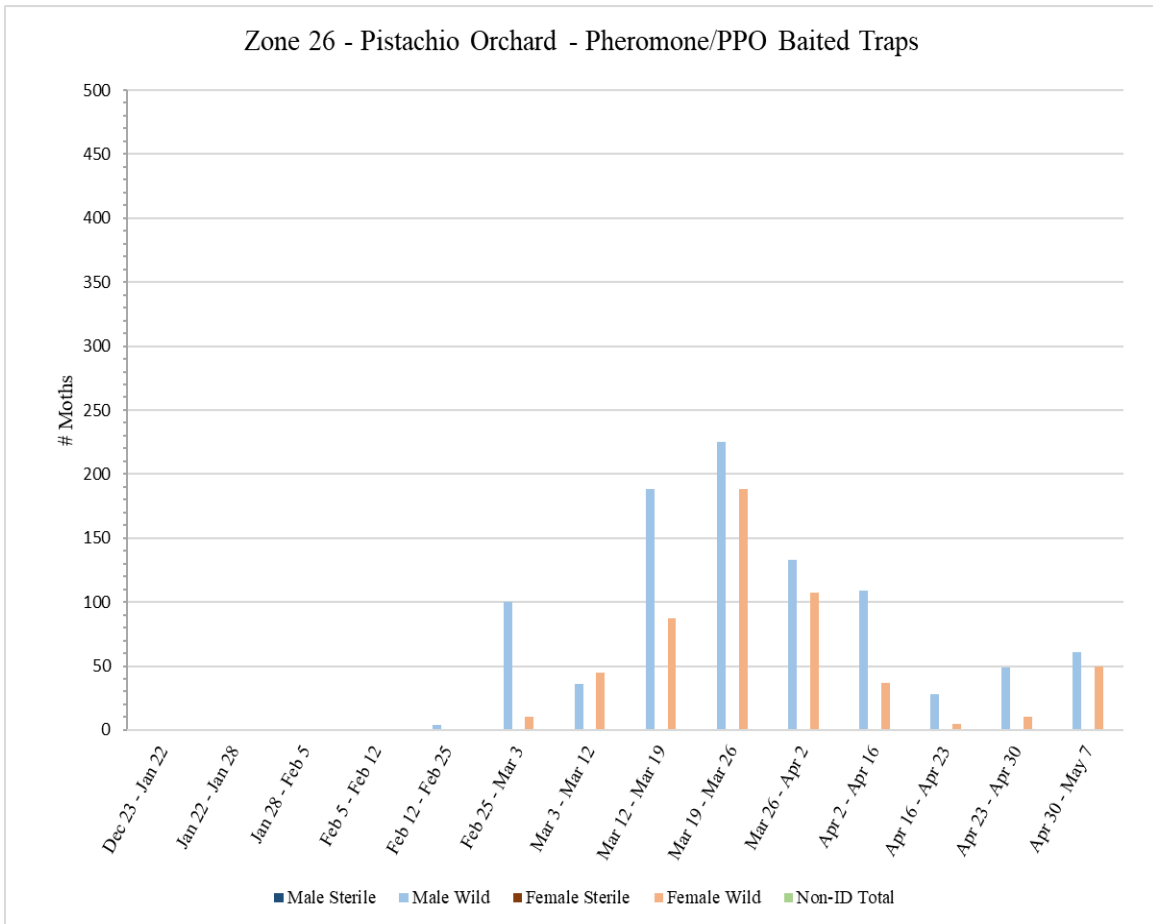


Zone 26 – Pistachio Orchard

A total of 9 pheromone/PPO lure-baited traps were collected from Zone 26 on Thursday, May 7.

| Zone 26 - Pistachio | | | | | | | | |
|--|----------------------------------|--------------|-----------|------------|----------------|-------------|--------------|--------------|
| Pheromone/PPO Lure Baited Traps | | | | | | | | |
| Dates Traps in Field | # of Releases During Trap Period | Male Sterile | Male Wild | Male Total | Female Sterile | Female Wild | Female Total | Non-ID Total |
| ¹ Dec 23 – Jan 22 | 0 | 0 | 0 | 0 | 0 | 0 | 0 | 0 |
| Jan 22 – Jan 28 | 0 | 0 | 0 | 0 | 0 | 0 | 0 | 0 |
| Jan 28 – Feb 5 | 0 | 0 | 0 | 0 | 0 | 0 | 0 | 0 |
| Feb 5 - Feb 12 | 0 | 0 | 0 | 0 | 0 | 0 | 0 | 0 |
| ² Feb 12 - Feb 25 | 0 | 0 | 4 | 4 | 0 | 0 | 0 | 0 |
| Feb 25 - Mar 3 | 0 | 0 | 100 | 100 | 0 | 10 | 10 | 0 |
| Mar 3 - Mar 12 | 0 | 0 | 36 | 36 | 0 | 45 | 45 | 0 |
| Mar 12 – Mar 19 | 0 | 0 | 188 | 188 | 0 | 87 | 87 | 0 |
| Mar 19 – Mar 26 | 0 | 0 | 225 | 225 | 0 | 188 | 188 | 0 |
| Mar 26 – Apr 2 | 0 | 0 | 133 | 133 | 0 | 107 | 107 | 0 |
| ³ Apr 2 – Apr 16 | 0 | 0 | 109 | 109 | 0 | 37 | 37 | 1 |
| Apr 16 – Apr 23 | 0 | 0 | 28 | 28 | 0 | 5 | 5 | 0 |
| Apr 23 – Apr 30 | 0 | 0 | 49 | 49 | 0 | 10 | 10 | 0 |
| Apr 30 – May 7 | 0 | 0 | 61 | 61 | 0 | 50 | 50 | 0 |
| ¹ No traps were serviced in Zone 26 during the weeks of January 2 and January 9 due to excessive rain and muddy conditions preventing access; no traps were serviced in Zone 26 during the week of January 16 due to dense fog preventing safe travel to trap sites | | | | | | | | |
| ² No traps were serviced in Zone 26 during the week of February 20 due to excessive rain and muddy conditions preventing access; trap number 5 not serviced in Zone 26 during the week of February 27 due to excessive rain and muddy conditions preventing access | | | | | | | | |
| ³ No traps were serviced in Zone 26 during the week of April 10 due to pesticide applications on site | | | | | | | | |

Zone 26 - Pistachio Orchard - Pheromone/PPO Baited Traps

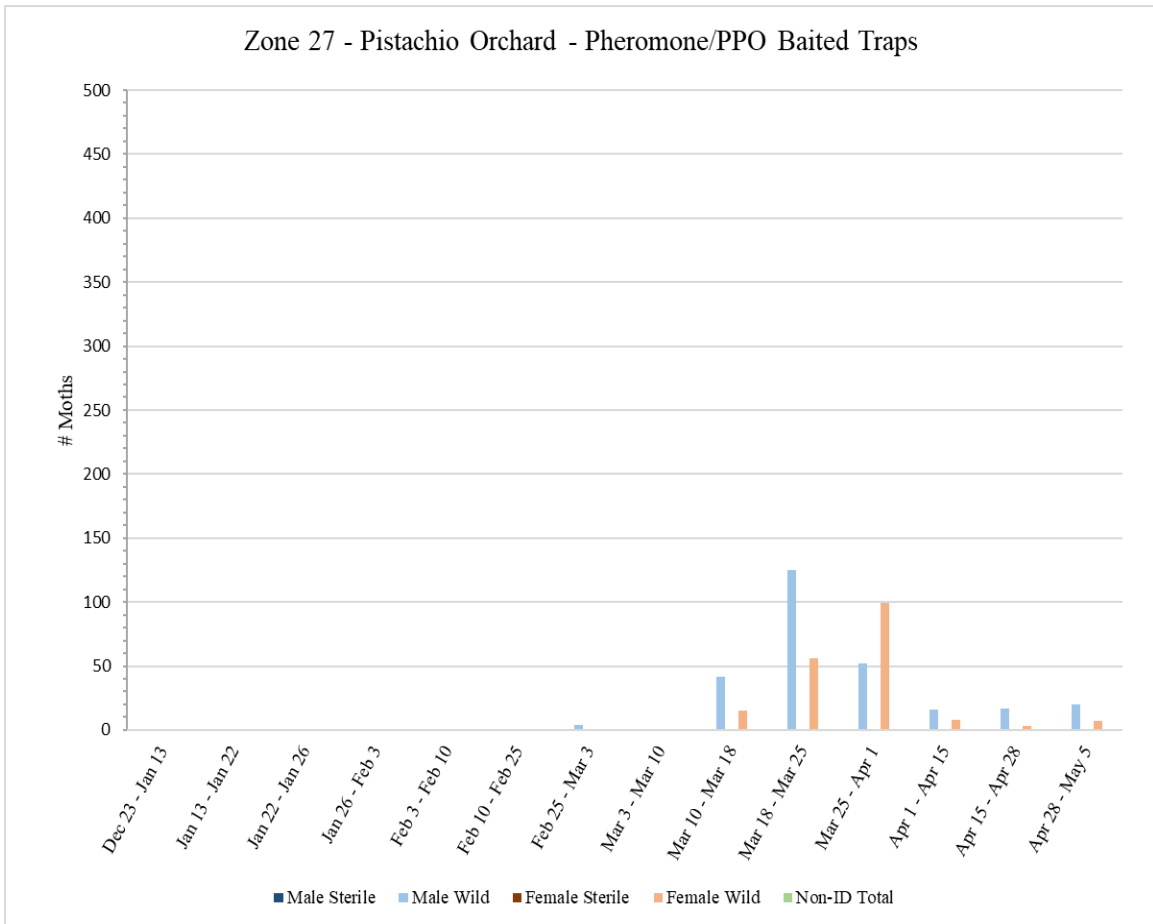


Zone 27 – Pistachio Orchard

A total of 9 pheromone/PPO lure-baited traps were collected from Zone 27 on Wednesday, May 5.

| Zone 27 - Pistachio | | | | | | | | |
|---|----------------------------------|--------------|-----------|------------|----------------|-------------|--------------|--------------|
| Pheromone/PPO Lure Baited Traps | | | | | | | | |
| Dates Traps in Field | # of Releases During Trap Period | Male Sterile | Male Wild | Male Total | Female Sterile | Female Wild | Female Total | Non-ID Total |
| ¹ Dec 23 – Jan 13 | 0 | 0 | 0 | 0 | 0 | 0 | 0 | 0 |
| Jan 13 – Jan 22 | 0 | 0 | 0 | 0 | 0 | 0 | 0 | 0 |
| Jan 22 – Jan 26 | 0 | 0 | 0 | 0 | 0 | 0 | 0 | 0 |
| Jan 26 – Feb 3 | 0 | 0 | 0 | 0 | 0 | 0 | 0 | 0 |
| Feb 3 - Feb 10 | 0 | 0 | 0 | 0 | 0 | 0 | 0 | 0 |
| ² Feb 10 - Feb 25 | 0 | 0 | 0 | 0 | 0 | 0 | 0 | 0 |
| Feb 25 - Mar 3 | 0 | 0 | 4 | 4 | 0 | 1 | 1 | 0 |
| Mar 3 - Mar 10 | 0 | 0 | 0 | 0 | 0 | 0 | 0 | 0 |
| Mar 10 – Mar 18 | 0 | 0 | 42 | 42 | 0 | 15 | 15 | 0 |
| Mar 18 – Mar 25 | 0 | 0 | 125 | 125 | 0 | 56 | 56 | 0 |
| Mar 25 – Apr 1 | 0 | 0 | 52 | 52 | 0 | 99 | 99 | 0 |
| ³ Apr 1 – Apr 15 | 0 | 0 | 16 | 16 | 0 | 8 | 8 | 0 |
| ⁴ Apr 15 – Apr 28 | 0 | 0 | 17 | 17 | 0 | 3 | 3 | 0 |
| Apr 28 – May 5 | 0 | 0 | 20 | 20 | 0 | 7 | 7 | 0 |
| ¹ No traps were serviced in Zone 27 during the weeks of January 2 and January 9 due to excessive rain and muddy conditions preventing access | | | | | | | | |
| ² No traps were serviced in Zone 27 during the week of February 20 due to excessive rain and muddy conditions preventing access | | | | | | | | |
| ³ No traps were serviced in Zone 27 during the week of April 10 due to pesticide applications on site | | | | | | | | |
| ⁴ No traps were serviced in Zone 27 during the week of April 24 due to pesticide applications on site | | | | | | | | |

Zone 27 - Pistachio Orchard - Pheromone/PPO Baited Traps

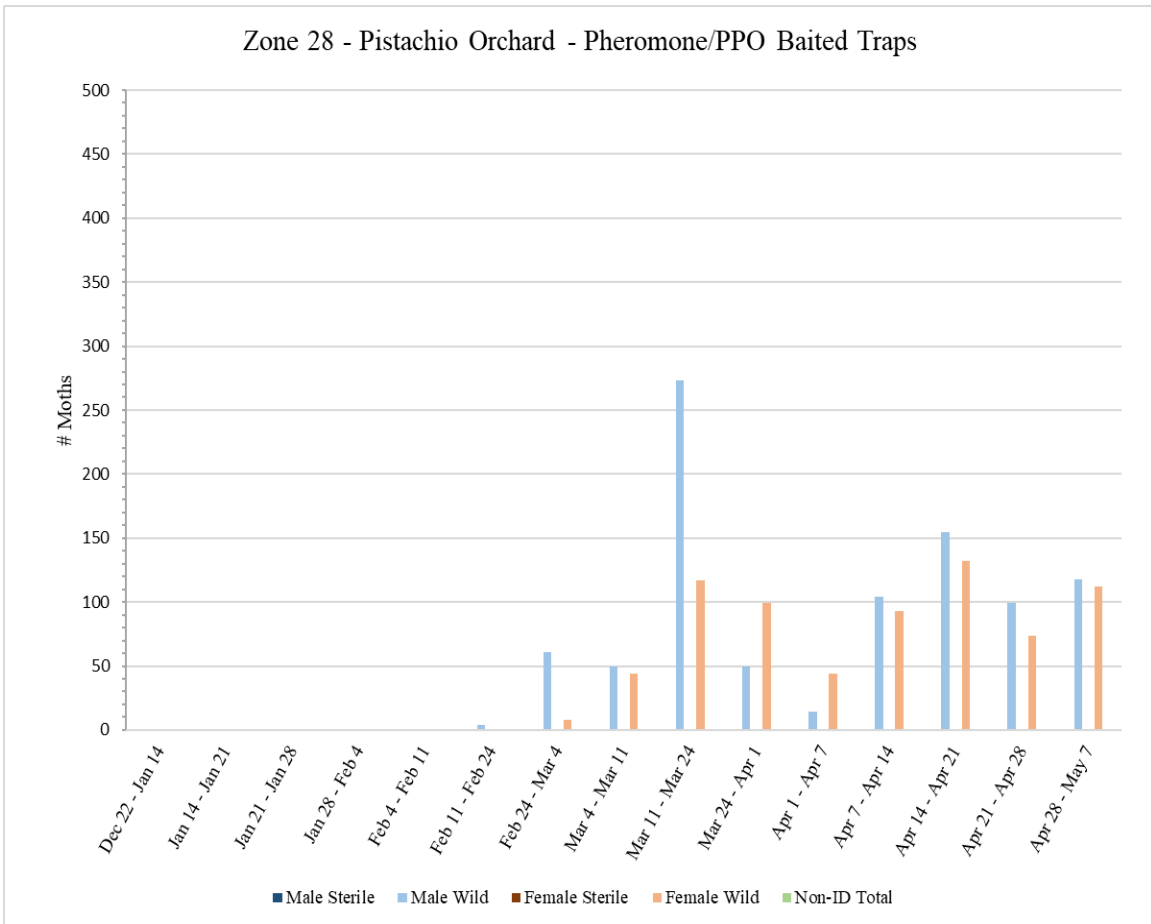


Zone 28 – Pistachio Orchard

A total of 9 pheromone/PPO lure-baited traps were collected from Zone 28 on Thursday, May 7.

| Zone 28 - Pistachio | | | | | | | | |
|---|----------------------------------|--------------|------------|------------|----------------|-------------|--------------|--------------|
| Pheromone/PPO Lure Baited Traps | | | | | | | | |
| Dates Traps in Field | # of Releases During Trap Period | Male Sterile | Male Wild | Male Total | Female Sterile | Female Wild | Female Total | Non-ID Total |
| ¹ Dec 22 – Jan 14 | 0 | 0 | 0 | 0 | 0 | 0 | 0 | 0 |
| ² Jan 14 – Jan 21 | 0 | 0 | 0 | 0 | 0 | 0 | 0 | 0 |
| Jan 21 – Jan 28 | 0 | 0 | 0 | 0 | 0 | 0 | 0 | 0 |
| Jan 28 – Feb 4 | 0 | 0 | 0 | 0 | 0 | 0 | 0 | 0 |
| ³ Feb 4 - Feb 11 | 0 | 0 | 0 | 0 | 0 | 0 | 0 | 0 |
| ⁴ Feb 11 - Feb 24 | 0 | 0 | 4 | 4 | 0 | 1 | 1 | 0 |
| Feb 24 - Mar 4 | 0 | 0 | 61 | 61 | 0 | 8 | 8 | 0 |
| Mar 4 - Mar 11 | 0 | 0 | 50 | 50 | 0 | 44 | 44 | 0 |
| ⁵ Mar 11 – Mar 24 | 0 | 0 | 273 | 273 | 0 | 117 | 117 | 0 |
| Mar 24 – Apr 1 | 0 | 0 | 50 | 50 | 0 | 99 | 99 | 0 |
| Apr 1 – Apr 7 | 0 | 0 | 14 | 14 | 0 | 44 | 44 | 0 |
| Apr 7 – Apr 14 | 0 | 0 | 104 | 104 | 0 | 93 | 93 | 1 |
| Apr 14 – Apr 21 | 0 | 0 | 155 | 155 | 0 | 132 | 132 | 0 |
| Apr 21 – Apr 28 | 0 | 0 | 99 | 99 | 0 | 74 | 74 | 0 |
| Apr 28 – May 7 | 0 | 0 | 118 | 118 | 0 | 112 | 112 | 0 |
| ¹ No traps were serviced in Zone 28 during the weeks of January 2 and January 9 due to excessive rain and muddy conditions preventing access; trap numbers 5 and 6 not serviced in Zone 28 during the week of January 16 due to farm equipment and livestock preventing access | | | | | | | | |
| ² Trap number 5 not serviced in Zone 28 during the week of January 23 due to farm equipment and livestock preventing access | | | | | | | | |
| ³ Trap number 9 not serviced in Zone 28 during the week of February 13 due to farm equipment and livestock preventing access | | | | | | | | |
| ⁴ No traps were serviced in Zone 28 during the week of February 20 due to excessive rain and muddy conditions preventing access | | | | | | | | |
| ⁵ No traps were serviced in Zone 28 during the week of March 20 due to pesticide applications on site | | | | | | | | |

Zone 28 - Pistachio Orchard - Pheromone/PPO Baited Traps

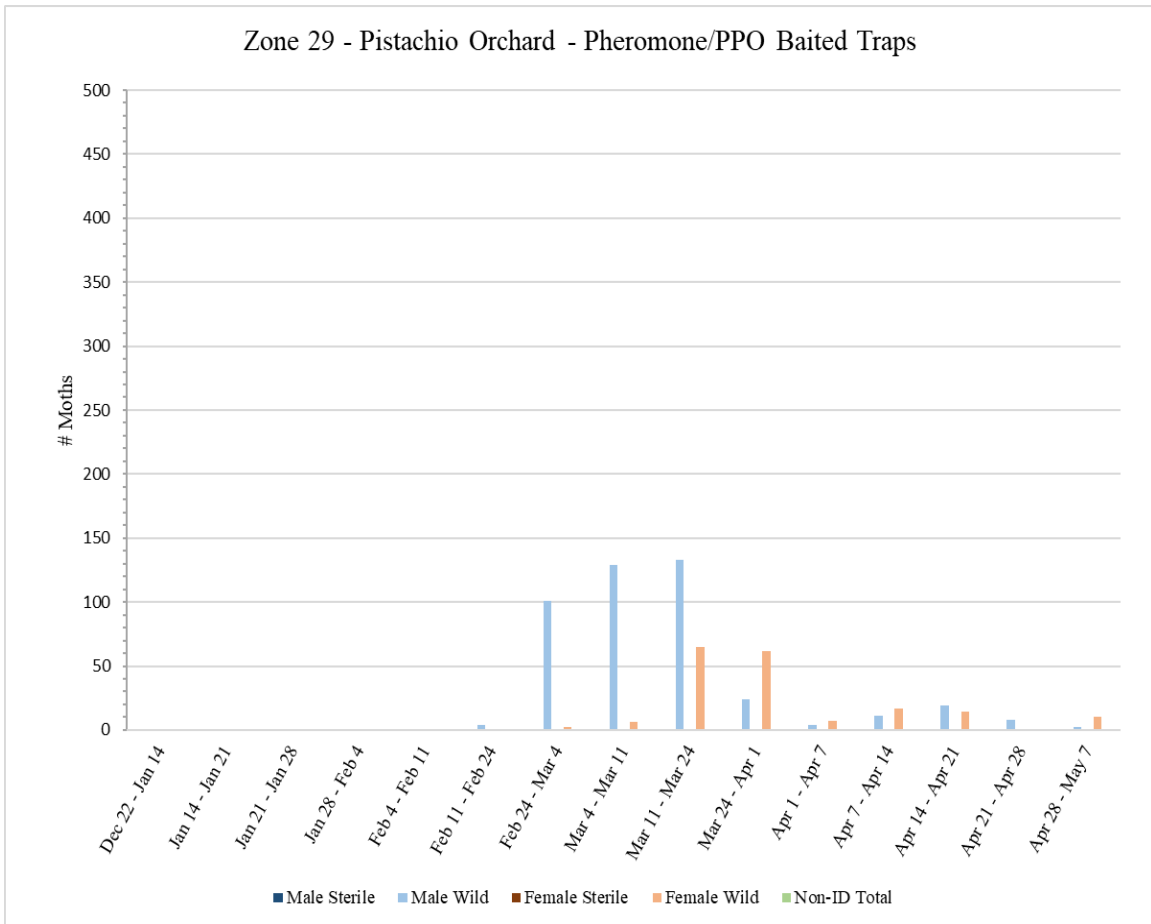


Zone 29 – Pistachio Orchard

A total of 9 pheromone/PPO lure-baited traps were collected from Zone 29 on Thursday, May 7.

| Zone 29 - Pistachio | | | | | | | | |
|--|----------------------------------|--------------|-----------|------------|----------------|-------------|--------------|--------------|
| Pheromone/PPO Lure Baited Traps | | | | | | | | |
| Dates Traps in Field | # of Releases During Trap Period | Male Sterile | Male Wild | Male Total | Female Sterile | Female Wild | Female Total | Non-ID Total |
| ¹ Dec 22 – Jan 14 | 0 | 0 | 0 | 0 | 0 | 0 | 0 | 0 |
| Jan 14 – Jan 21 | 0 | 0 | 0 | 0 | 0 | 0 | 0 | 0 |
| Jan 21 – Jan 28 | 0 | 0 | 0 | 0 | 0 | 0 | 0 | 0 |
| Jan 28 – Feb 4 | 0 | 0 | 0 | 0 | 0 | 0 | 0 | 0 |
| ² Feb 4 - Feb 11 | 0 | 0 | 0 | 0 | 0 | 0 | 0 | 0 |
| ³ Feb 11 - Feb 24 | 0 | 0 | 4 | 4 | 0 | 0 | 0 | 0 |
| Feb 24 - Mar 4 | 0 | 0 | 101 | 101 | 0 | 2 | 2 | 0 |
| Mar 4 - Mar 11 | 0 | 0 | 129 | 129 | 0 | 6 | 6 | 0 |
| ⁴ Mar 11 – Mar 24 | 0 | 0 | 133 | 133 | 0 | 65 | 65 | 0 |
| Mar 24 – Apr 1 | 0 | 0 | 24 | 24 | 0 | 62 | 62 | 0 |
| Apr 1 – Apr 7 | 0 | 0 | 4 | 4 | 0 | 7 | 7 | 0 |
| Apr 7 – Apr 14 | 0 | 0 | 11 | 11 | 0 | 17 | 17 | 0 |
| Apr 14 – Apr 21 | 0 | 0 | 19 | 19 | 0 | 14 | 14 | 0 |
| Apr 21 – Apr 28 | 0 | 0 | 8 | 8 | 0 | 0 | 0 | 0 |
| Apr 28 – May 7 | 0 | 0 | 2 | 2 | 0 | 10 | 10 | 0 |
| ¹ No traps were serviced in Zone 29 during the weeks of January 2 and January 9 due to excessive rain and muddy conditions preventing access | | | | | | | | |
| ² Trap number 5 not serviced in Zone 29 during the week of February 13 due to farm equipment and livestock preventing access | | | | | | | | |
| ³ No traps were serviced in Zone 29 during the week of February 20 due to excessive rain and muddy conditions preventing access; trap number 5 not serviced in Zone 29 during the week of February 27 due to farm equipment and livestock preventing access | | | | | | | | |
| ⁴ No traps were serviced in Zone 29 during the week of March 20 due to pesticide applications on site | | | | | | | | |

Zone 29 - Pistachio Orchard - Pheromone/PPO Baited Traps

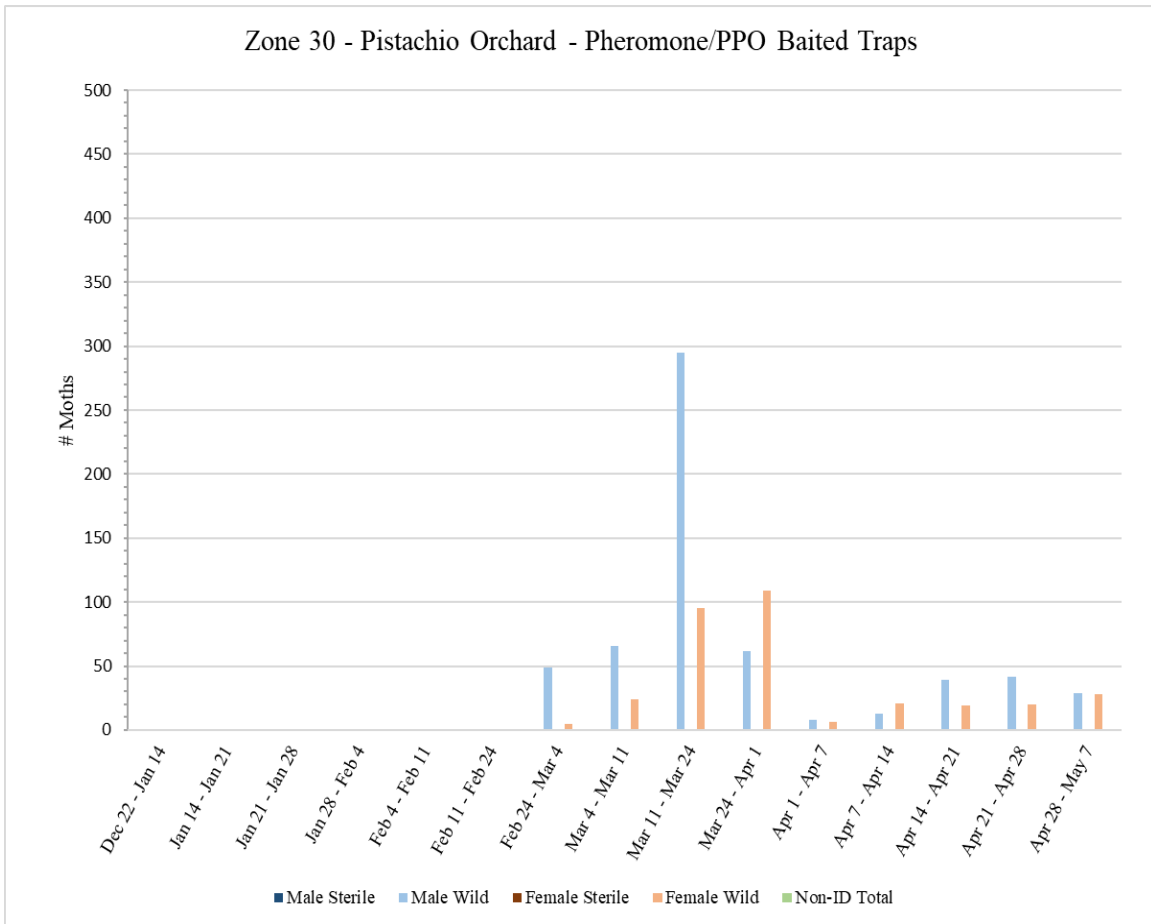


Zone 30 – Pistachio Orchard

A total of 9 pheromone/PPO lure-baited traps were collected from Zone 30 on Thursday, May 7.

| Zone 30 - Pistachio | | | | | | | | |
|---|----------------------------------|--------------|-----------|------------|----------------|-------------|--------------|--------------|
| Pheromone/PPO Lure Baited Traps | | | | | | | | |
| Dates Traps in Field | # of Releases During Trap Period | Male Sterile | Male Wild | Male Total | Female Sterile | Female Wild | Female Total | Non-ID Total |
| ¹ Dec 22 – Jan 14 | 0 | 0 | 0 | 0 | 0 | 0 | 0 | 0 |
| Jan 14 – Jan 21 | 0 | 0 | 0 | 0 | 0 | 0 | 0 | 0 |
| Jan 21 – Jan 28 | 0 | 0 | 0 | 0 | 0 | 0 | 0 | 0 |
| Jan 28 – Feb 4 | 0 | 0 | 0 | 0 | 0 | 0 | 0 | 0 |
| Feb 4 - Feb 11 | 0 | 0 | 0 | 0 | 0 | 0 | 0 | 0 |
| ² Feb 11 - Feb 24 | 0 | 0 | 0 | 0 | 0 | 0 | 0 | 0 |
| Feb 24 - Mar 4 | 0 | 0 | 49 | 49 | 0 | 5 | 5 | 0 |
| Mar 4 - Mar 11 | 0 | 0 | 66 | 66 | 0 | 24 | 24 | 0 |
| ³ Mar 11 – Mar 24 | 0 | 0 | 295 | 295 | 0 | 95 | 95 | 0 |
| Mar 24 – Apr 1 | 0 | 0 | 62 | 62 | 0 | 109 | 109 | 0 |
| Apr 1 – Apr 7 | 0 | 0 | 8 | 8 | 0 | 6 | 6 | 0 |
| Apr 7 – Apr 14 | 0 | 0 | 13 | 13 | 0 | 21 | 21 | 0 |
| Apr 14 – Apr 21 | 0 | 0 | 39 | 39 | 0 | 19 | 19 | 0 |
| Apr 21 – Apr 28 | 0 | 0 | 42 | 42 | 0 | 20 | 20 | 0 |
| Apr 28 – May 7 | 0 | 0 | 29 | 29 | 0 | 28 | 28 | 0 |
| ¹ No traps were serviced in Zone 30 during the weeks of January 2 and January 9 due to excessive rain and muddy conditions preventing access | | | | | | | | |
| ² No traps were serviced in Zone 30 during the week of February 20 due to excessive rain and muddy conditions preventing access | | | | | | | | |
| ³ No traps were serviced in Zone 30 during the week of March 20 due to pesticide applications on site | | | | | | | | |

Zone 30 - Pistachio Orchard - Pheromone/PPO Baited Traps

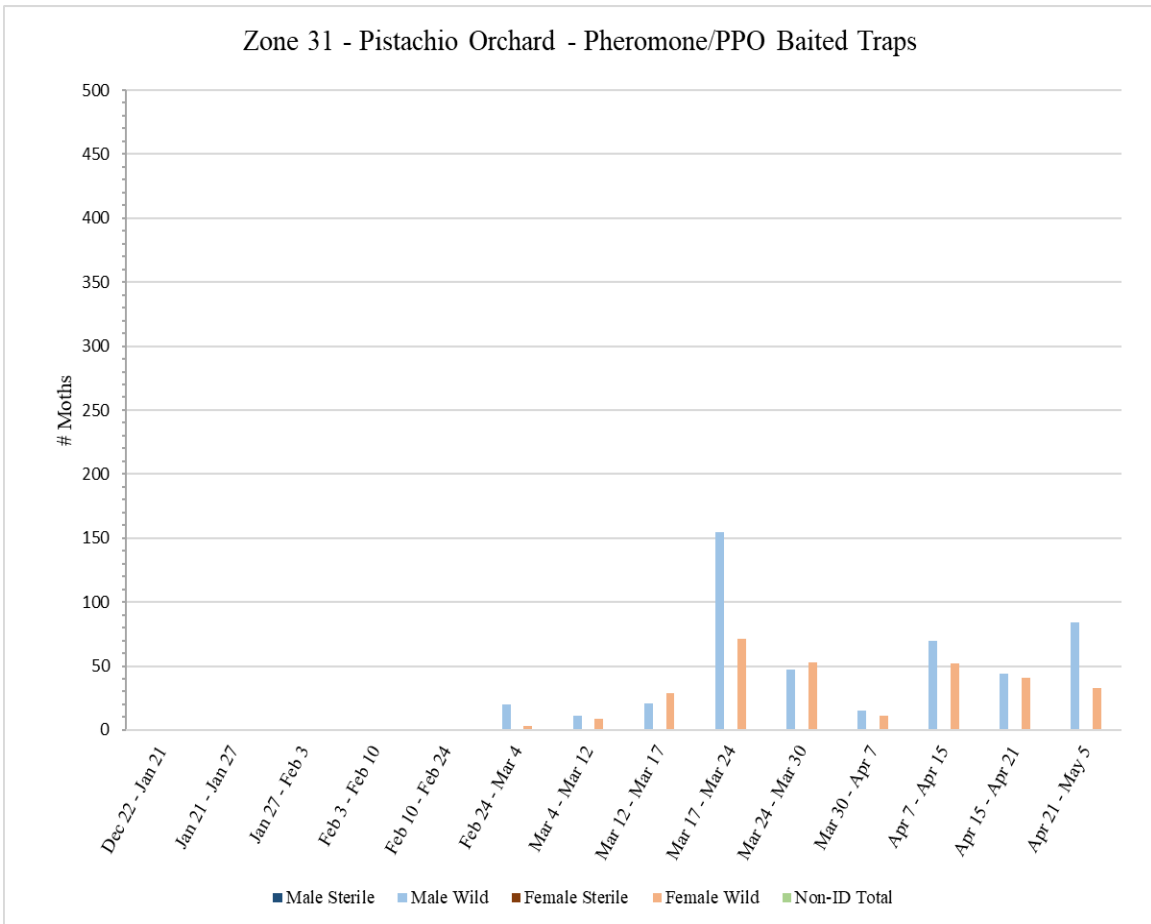


Zone 31 – Pistachio Orchard

A total of 9 pheromone/PPO lure-baited traps were collected from Zone 31 on Tuesday, May 5.

| Zone 31 - Pistachio | | | | | | | | |
|--|----------------------------------|--------------|-----------|------------|----------------|-------------|--------------|--------------|
| Pheromone/PPO Lure Baited Traps | | | | | | | | |
| Dates Traps in Field | # of Releases During Trap Period | Male Sterile | Male Wild | Male Total | Female Sterile | Female Wild | Female Total | Non-ID Total |
| ¹ Dec 22 – Jan 21 | 0 | 0 | 0 | 0 | 0 | 0 | 0 | 0 |
| Jan 21 – Jan 27 | 0 | 0 | 0 | 0 | 0 | 0 | 0 | 0 |
| Jan 27 – Feb 3 | 0 | 0 | 0 | 0 | 0 | 0 | 0 | 0 |
| Feb 3 - Feb 10 | 0 | 0 | 0 | 0 | 0 | 0 | 0 | 0 |
| ² Feb 10 - Feb 24 | 0 | 0 | 0 | 0 | 0 | 0 | 0 | 0 |
| Feb 24 - Mar 4 | 0 | 0 | 20 | 20 | 0 | 3 | 3 | 0 |
| ³ Mar 4 - Mar 12 | 0 | 0 | 11 | 11 | 0 | 9 | 9 | 0 |
| Mar 12 – Mar 17 | 0 | 0 | 21 | 21 | 0 | 29 | 29 | 0 |
| Mar 17 – Mar 24 | 0 | 0 | 155 | 155 | 0 | 71 | 71 | 0 |
| Mar 24 – Mar 30 | 0 | 0 | 47 | 47 | 0 | 53 | 53 | 0 |
| Mar 30 - Apr 7 | 0 | 0 | 15 | 15 | 0 | 11 | 11 | 0 |
| Apr 7 - Apr 15 | 0 | 0 | 70 | 70 | 0 | 52 | 52 | 0 |
| Apr 15 – Apr 21 | 0 | 0 | 44 | 44 | 0 | 41 | 41 | 0 |
| ⁴ Apr 21 – May 5 | 0 | 0 | 84 | 84 | 0 | 33 | 33 | 0 |
| ¹ No traps were serviced in Zone 31 during the weeks of January 2 and January 9 due to excessive rain and muddy conditions preventing access; no traps were serviced in Zone 31 during the week of January 16 due to dense fog preventing safe travel to trap sites | | | | | | | | |
| ² No traps were serviced in Zone 31 during the week of February 20 due to excessive rain and muddy conditions preventing access | | | | | | | | |
| ³ Trap numbers 5, 6, 7, and 8 not serviced in Zone 31 during the week of March 13 due to pesticide applications on site | | | | | | | | |
| ⁴ No traps were serviced in Zone 31 during the week of May 1 due to pesticide applications on site | | | | | | | | |

Zone 31 - Pistachio Orchard - Pheromone/PPO Baited Traps

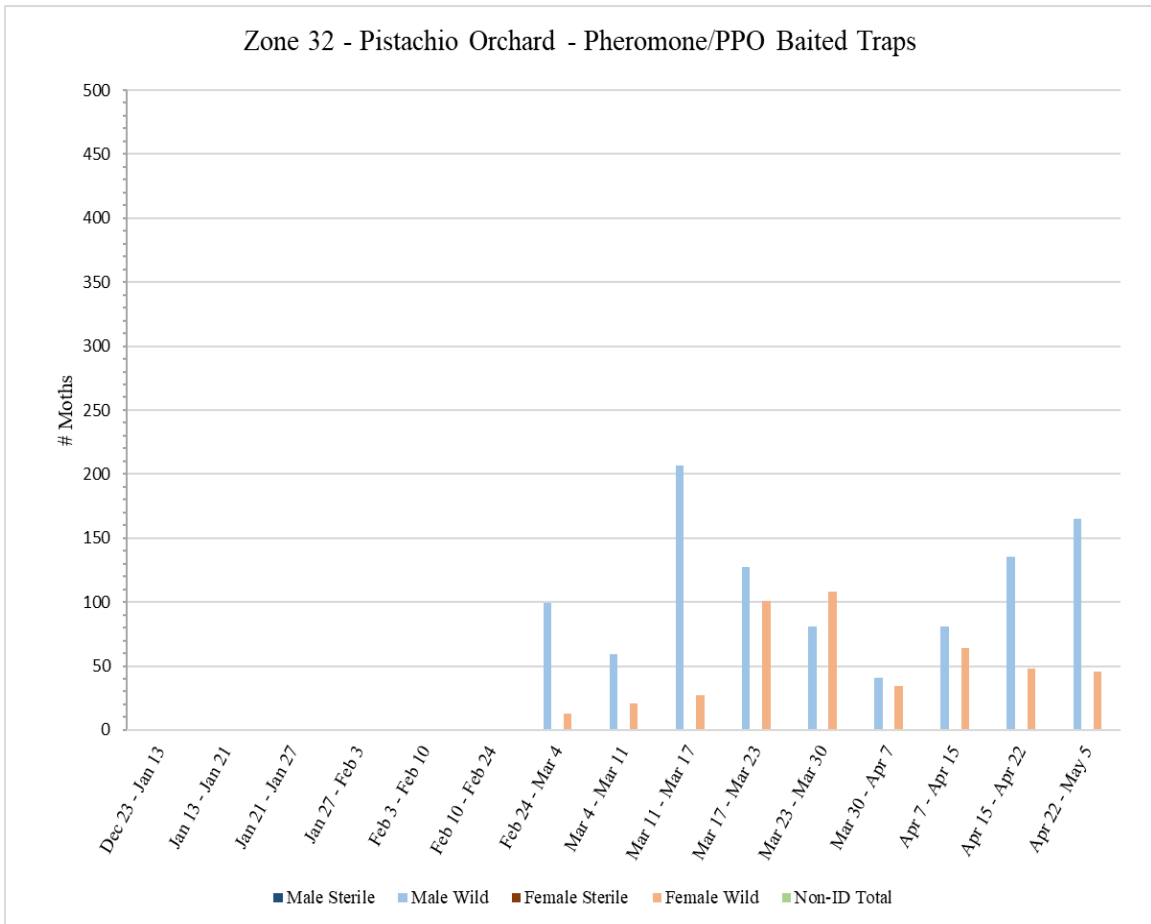


Zone 32 – Pistachio Orchard

A total of 9 pheromone/PPO lure-baited traps were collected from Zone 32 on Tuesday, May 5.

| Zone 32 - Pistachio | | | | | | | | |
|---|----------------------------------|--------------|------------|------------|----------------|-------------|--------------|--------------|
| Pheromone/PPO Lure Baited Traps | | | | | | | | |
| Dates Traps in Field | # of Releases During Trap Period | Male Sterile | Male Wild | Male Total | Female Sterile | Female Wild | Female Total | Non-ID Total |
| ¹ Dec 23 – Jan 13 | 0 | 0 | 0 | 0 | 0 | 0 | 0 | 0 |
| Jan 13 – Jan 21 | 0 | 0 | 0 | 0 | 0 | 0 | 0 | 0 |
| Jan 21 – Jan 27 | 0 | 0 | 0 | 0 | 0 | 0 | 0 | 0 |
| Jan 27 – Feb 3 | 0 | 0 | 0 | 0 | 0 | 0 | 0 | 0 |
| Feb 3 - Feb 10 | 0 | 0 | 0 | 0 | 0 | 0 | 0 | 0 |
| ² Feb 10 - Feb 24 | 0 | 0 | 0 | 0 | 0 | 0 | 0 | 0 |
| Feb 24 - Mar 4 | 0 | 0 | 99 | 99 | 0 | 13 | 13 | 0 |
| Mar 4 - Mar 11 | 0 | 0 | 59 | 59 | 0 | 21 | 21 | 0 |
| Mar 11 – Mar 17 | 0 | 0 | 207 | 207 | 0 | 27 | 27 | 0 |
| Mar 17 – Mar 23 | 0 | 0 | 127 | 127 | 0 | 101 | 101 | 0 |
| Mar 23 – Mar 30 | 0 | 0 | 81 | 81 | 0 | 108 | 108 | 0 |
| Mar 30 – Apr 7 | 0 | 0 | 41 | 41 | 0 | 34 | 34 | 0 |
| Apr 7 – Apr 15 | 0 | 0 | 81 | 81 | 0 | 64 | 64 | 0 |
| Apr 15 – Apr 22 | 0 | 0 | 135 | 135 | 0 | 48 | 48 | 0 |
| ³ Apr 22 – May 5 | 0 | 0 | 165 | 165 | 0 | 46 | 46 | 0 |
| ¹ No traps were serviced in Zone 32 during the weeks of January 2 and January 9 due to excessive rain and muddy conditions preventing access | | | | | | | | |
| ² No traps were serviced in Zone 32 during the week of February 20 due to excessive rain and muddy conditions preventing access | | | | | | | | |

Zone 32 - Pistachio Orchard - Pheromone/PPO Baited Traps

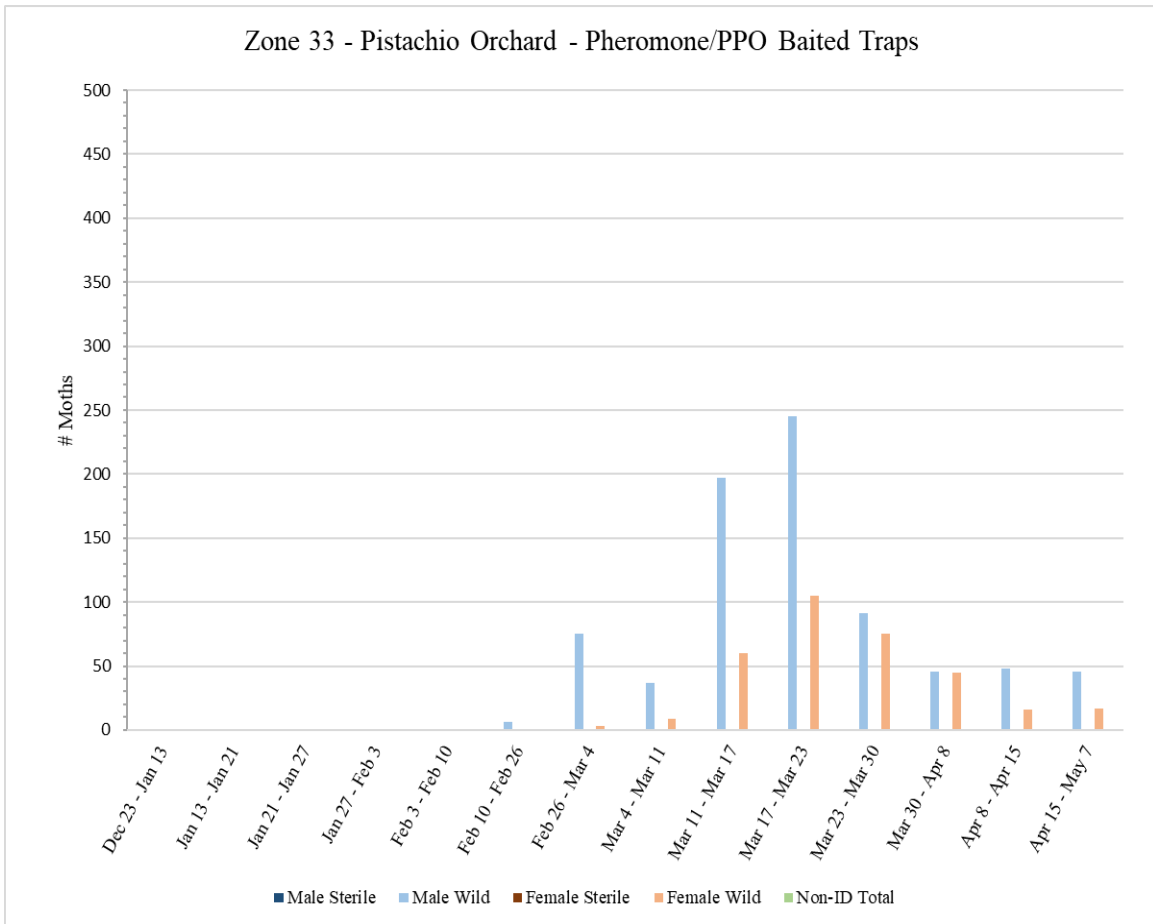


Zone 33 – Pistachio Orchard

A total of 9 pheromone/PPO lure-baited traps were collected from Zone 33 on Thursday, May 7.

| Zone 33 - Pistachio | | | | | | | | |
|---|----------------------------------|--------------|-----------|------------|----------------|-------------|--------------|--------------|
| Pheromone/PPO Lure Baited Traps | | | | | | | | |
| Dates Traps in Field | # of Releases During Trap Period | Male Sterile | Male Wild | Male Total | Female Sterile | Female Wild | Female Total | Non-ID Total |
| ¹ Dec 23 – Jan 13 | 0 | 0 | 0 | 0 | 0 | 0 | 0 | 0 |
| Jan 13 – Jan 21 | 0 | 0 | 0 | 0 | 0 | 0 | 0 | 0 |
| Jan 21 – Jan 27 | 0 | 0 | 0 | 0 | 0 | 0 | 0 | 0 |
| Jan 27 – Feb 3 | 0 | 0 | 0 | 0 | 0 | 0 | 0 | 0 |
| Feb 3 - Feb 10 | 0 | 0 | 0 | 0 | 0 | 0 | 0 | 0 |
| ² Feb 10 - Feb 26 | 0 | 0 | 6 | 6 | 0 | 0 | 0 | 0 |
| Feb 26 - Mar 4 | 0 | 0 | 75 | 75 | 0 | 3 | 3 | 0 |
| Mar 4 - Mar 11 | 0 | 0 | 37 | 37 | 0 | 9 | 9 | 0 |
| Mar 11 – Mar 17 | 0 | 0 | 197 | 197 | 0 | 60 | 60 | 0 |
| Mar 17 – Mar 23 | 0 | 0 | 245 | 245 | 0 | 105 | 105 | 0 |
| Mar 23 - Mar 30 | 0 | 0 | 91 | 91 | 0 | 75 | 75 | 0 |
| Mar 30 - Apr 8 | 0 | 0 | 46 | 46 | 0 | 45 | 45 | 0 |
| Apr 8 - Apr 15 | 0 | 0 | 48 | 48 | 0 | 16 | 16 | 0 |
| ³ Apr 15 – May 7 | 0 | 0 | 46 | 46 | 0 | 17 | 17 | 0 |
| ¹ No traps were serviced in Zone 33 during the weeks of January 2 and January 9 due to excessive rain and muddy conditions preventing access | | | | | | | | |
| ² No traps were serviced in Zone 33 during the week of February 20 due to excessive rain and muddy conditions preventing access | | | | | | | | |
| ³ No traps were serviced in Zone 33 during the weeks of April 24 and May 1 due to pesticide applications on site | | | | | | | | |

Zone 33 - Pistachio Orchard - Pheromone/PPO Baited Traps

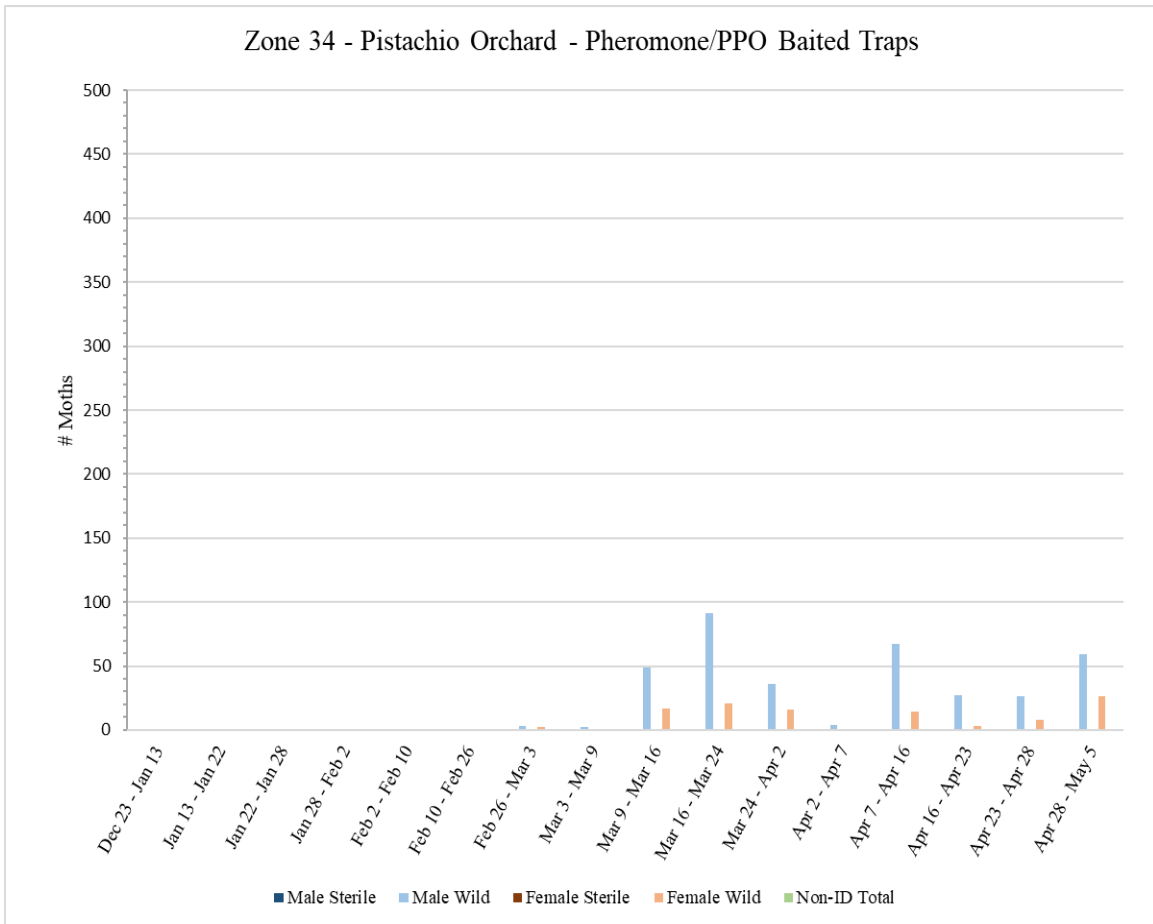


Zone 34 – Pistachio Orchard

A total of 9 pheromone/PPO lure-baited traps were collected from Zone 34 on Tuesday, May 5.

| Zone 34 - Pistachio | | | | | | | | |
|---|----------------------------------|--------------|-----------|------------|----------------|-------------|--------------|--------------|
| Pheromone/PPO Lure Baited Traps | | | | | | | | |
| Dates Traps in Field | # of Releases During Trap Period | Male Sterile | Male Wild | Male Total | Female Sterile | Female Wild | Female Total | Non-ID Total |
| ¹ Dec 23 – Jan 13 | 0 | 0 | 0 | 0 | 0 | 0 | 0 | 0 |
| Jan 13 – Jan 22 | 0 | 0 | 0 | 0 | 0 | 0 | 0 | 0 |
| Jan 22 – Jan 28 | 0 | 0 | 0 | 0 | 0 | 0 | 0 | 0 |
| Jan 28 – Feb 2 | 0 | 0 | 0 | 0 | 0 | 0 | 0 | 0 |
| Feb 2 - Feb 10 | 0 | 0 | 0 | 0 | 0 | 0 | 0 | 0 |
| ² Feb 10 - Feb 26 | 0 | 0 | 0 | 0 | 0 | 0 | 0 | 0 |
| Feb 26 - Mar 3 | 0 | 0 | 3 | 3 | 0 | 2 | 2 | 0 |
| Mar 3 - Mar 9 | 0 | 0 | 2 | 2 | 0 | 0 | 0 | 0 |
| Mar 9 – Mar 16 | 0 | 0 | 49 | 49 | 0 | 17 | 17 | 0 |
| Mar 16 – Mar 24 | 0 | 0 | 91 | 91 | 0 | 21 | 21 | 0 |
| Mar 24 - Apr 2 | 0 | 0 | 36 | 36 | 0 | 16 | 16 | 0 |
| Apr 2 - Apr 7 | 0 | 0 | 4 | 4 | 0 | 1 | 1 | 0 |
| Apr 7 - Apr 16 | 0 | 0 | 67 | 67 | 0 | 14 | 14 | 0 |
| Apr 16 – Apr 23 | 0 | 0 | 27 | 27 | 0 | 3 | 3 | 0 |
| Apr 23 – Apr 28 | 0 | 0 | 26 | 26 | 0 | 8 | 8 | 0 |
| Apr 28 – May 5 | 0 | 0 | 59 | 59 | 0 | 26 | 26 | 0 |
| ¹ No traps were serviced in Zone 34 during the weeks of January 2 and January 9 due to excessive rain and muddy conditions preventing access | | | | | | | | |
| ² No traps were serviced in Zone 34 during the week of February 20 due to excessive rain and muddy conditions preventing access | | | | | | | | |

Zone 34 - Pistachio Orchard - Pheromone/PPO Baited Traps



IV. NOW Degree Days

NOW Degree days begin to accumulate when ambient temperatures remain between the lower threshold of 55° F and the upper threshold of 94° F. Using data from weather stations nearest to the trap sites, courtesy of the UC IPM website - https://ipm.ucanr.edu/PHENOLOGY/ma-navel_orangeworm.html, the chart below shows daily and total accumulated degree days starting on January 1, 2026. The model uses a single sine and horizontal cutoff method of calculating degree days.

Weather Station Location: Five Points, Fresno

| Date | Air Temperatures (°F) | | Degree Days | |
|------------|-----------------------|-------|-------------|-------------|
| | Min | Max | Daily | Accumulated |
| 01/01/2026 | 48.80 | 66.10 | 4.09 | 4.09 |
| 01/02/2026 | 43.50 | 69.10 | 4.75 | 8.84 |
| 01/03/2026 | 52.20 | 62.80 | 3.13 | 11.97 |
| 01/04/2026 | 48.50 | 58.90 | 1.06 | 13.03 |
| 01/05/2026 | 45.10 | 61.60 | 1.85 | 14.88 |
| 01/06/2026 | 43.60 | 65.90 | 3.43 | 18.31 |
| 01/07/2026 | 40.80 | 60.10 | 1.14 | 19.45 |
| 01/08/2026 | 39.10 | 55.20 | 0.01 | 19.46 |
| 01/09/2026 | 30.60 | 55.70 | 0.05 | 19.51 |
| 01/10/2026 | 28.70 | 57.00 | 0.23 | 19.74 |
| 01/11/2026 | 30.80 | 61.40 | 1.27 | 21.01 |
| 01/12/2026 | 31.70 | 63.50 | 1.92 | 22.93 |
| 01/13/2026 | 31.50 | 63.90 | 2.04 | 24.97 |
| 01/14/2026 | 41.10 | 63.00 | 2.14 | 27.11 |
| 01/15/2026 | 32.90 | 60.20 | 0.78 | 27.89 |
| 01/16/2026 | 34.50 | 59.10 | 0.72 | 28.61 |
| 01/17/2026 | 37.80 | 51.90 | 0.00 | 28.61 |
| 01/18/2026 | 40.80 | 49.60 | 0.00 | 28.61 |
| 01/19/2026 | 41.80 | 51.80 | 0.00 | 28.61 |
| 01/20/2026 | 40.20 | 45.50 | 0.00 | 28.61 |
| 01/21/2026 | 42.60 | 50.20 | 0.00 | 28.61 |
| 01/22/2026 | 40.90 | 61.20 | 1.50 | 30.11 |
| 01/23/2026 | 38.80 | 52.50 | 0.00 | 30.11 |
| 01/24/2026 | 38.40 | 48.20 | 0.00 | 30.11 |
| 01/25/2026 | 34.70 | 53.50 | 0.00 | 30.11 |
| 01/26/2026 | 35.00 | 60.30 | 1.05 | 31.16 |
| 01/27/2026 | 32.90 | 61.70 | 1.41 | 32.57 |
| 01/28/2026 | 36.40 | 65.30 | 2.72 | 35.29 |
| 01/29/2026 | 35.80 | 64.80 | 2.51 | 37.80 |
| 01/30/2026 | 34.60 | 64.90 | 2.49 | 40.29 |
| 01/31/2026 | 37.90 | 66.80 | 3.35 | 43.64 |
| 02/01/2026 | 38.80 | 63.40 | 2.16 | 45.80 |
| 02/02/2026 | 35.20 | 64.70 | 2.45 | 48.25 |
| 02/03/2026 | 36.80 | 65.20 | 2.70 | 50.95 |
| 02/04/2026 | 33.50 | 67.60 | 3.39 | 54.34 |
| 02/05/2026 | 36.30 | 71.00 | 4.86 | 59.20 |
| 02/06/2026 | 47.90 | 76.30 | 8.65 | 67.85 |
| 02/07/2026 | 42.50 | 70.70 | 5.32 | 73.17 |
| 02/08/2026 | 37.80 | 71.90 | 5.35 | 78.52 |
| 02/09/2026 | 46.80 | 60.00 | 1.36 | 79.88 |

| Date | Air Temperatures (°F) | | Degree Days | |
|------------|-----------------------|-------|-------------|-------------|
| | Min | Max | Daily | Accumulated |
| 02/10/2026 | 47.00 | 66.40 | 3.99 | 83.87 |
| 02/11/2026 | 43.70 | 65.20 | 3.15 | 87.02 |
| 02/12/2026 | 37.70 | 64.80 | 2.60 | 89.62 |
| 02/13/2026 | 37.20 | 67.20 | 3.46 | 93.08 |
| 02/14/2026 | 39.40 | 69.10 | 4.36 | 97.44 |
| 02/15/2026 | 45.70 | 67.20 | 4.18 | 101.62 |
| 02/16/2026 | 46.10 | 56.40 | 0.22 | 101.84 |
| 02/17/2026 | 42.00 | 55.10 | 0.00 | 101.84 |
| 02/18/2026 | 35.80 | 53.10 | 0.00 | 101.84 |
| 02/19/2026 | 36.30 | 54.80 | 0.00 | 101.84 |
| 02/20/2026 | 31.00 | 55.20 | 0.01 | 101.85 |
| 02/21/2026 | 33.90 | 64.50 | 2.32 | 104.17 |
| 02/22/2026 | 34.50 | 69.10 | 4.00 | 108.17 |
| 02/23/2026 | 38.80 | 70.10 | 4.71 | 112.88 |
| 02/24/2026 | 50.20 | 73.30 | 7.70 | 120.58 |
| 02/25/2026 | 53.90 | 77.20 | 10.65 | 131.23 |
| 02/26/2026 | 53.50 | 75.50 | 9.67 | 140.90 |
| 02/27/2026 | 52.40 | 75.60 | 9.37 | 150.27 |
| 02/28/2026 | 53.90 | 81.20 | 12.64 | 162.91 |
| 03/01/2026 | 53.10 | 73.60 | 8.60 | 171.51 |
| 03/02/2026 | 47.70 | 69.40 | 5.42 | 176.93 |
| 03/03/2026 | 43.30 | 70.50 | 5.32 | 182.25 |
| 03/04/2026 | 45.60 | 70.80 | 5.74 | 187.99 |
| 03/05/2026 | 44.60 | 66.90 | 3.93 | 191.92 |
| 03/06/2026 | 39.90 | 67.80 | 3.88 | 195.80 |
| 03/07/2026 | 38.40 | 70.30 | 4.76 | 200.56 |
| 03/08/2026 | 40.70 | 79.80 | 9.07 | 209.63 |
| 03/09/2026 | 44.60 | 80.70 | 10.09 | 219.72 |
| 03/10/2026 | 46.80 | 76.20 | 8.39 | 228.11 |
| 03/11/2026 | 42.50 | 76.90 | 8.03 | 236.14 |
| 03/12/2026 | 43.40 | 80.50 | 9.80 | 245.94 |
| 03/13/2026 | 44.60 | 79.10 | 9.35 | 255.29 |
| 03/14/2026 | 45.20 | 81.00 | 10.34 | 265.63 |
| 03/15/2026 | 47.90 | 79.50 | 10.16 | 275.79 |
| 03/16/2026 | 49.60 | 85.30 | 13.36 | 289.15 |
| 03/17/2026 | 48.70 | 91.80 | 16.29 | 305.44 |
| 03/18/2026 | 56.00 | 94.70 | 20.35 | 325.79 |
| 03/19/2026 | 58.00 | 92.10 | 20.05 | 345.84 |
| 03/20/2026 | 53.40 | 94.40 | 19.03 | 364.87 |
| 03/21/2026 | 53.70 | 88.90 | 16.41 | 381.28 |
| 03/22/2026 | 52.40 | 85.00 | 14.01 | 395.29 |
| 03/23/2026 | 54.50 | 88.30 | 16.43 | 411.72 |
| 03/24/2026 | 53.00 | 86.60 | 15.01 | 426.73 |
| 03/25/2026 | 50.60 | 86.00 | 13.97 | 440.70 |
| 03/26/2026 | 51.10 | 79.70 | 11.02 | 451.72 |
| 03/27/2026 | 49.00 | 84.10 | 12.62 | 464.34 |
| 03/28/2026 | 50.20 | 87.40 | 14.54 | 478.88 |
| 03/29/2026 | 51.30 | 87.30 | 14.81 | 493.69 |
| 03/30/2026 | 52.90 | 85.50 | 14.43 | 508.12 |
| 03/31/2026 | 53.70 | 71.60 | 7.80 | 515.92 |
| 04/01/2026 | 46.00 | 75.10 | 7.75 | 523.67 |

| Date | Air Temperatures (°F) | | Degree Days | |
|-------------------|-----------------------|--------------|--------------|---------------|
| | Min | Max | Daily | Accumulated |
| 04/02/2026 | 49.20 | 69.70 | 5.80 | 529.47 |
| 04/03/2026 | 39.00 | 76.60 | 7.45 | 536.92 |
| 04/04/2026 | 43.30 | 84.60 | 11.68 | 548.60 |
| 04/05/2026 | 44.00 | 87.90 | 13.35 | 561.95 |
| 04/06/2026 | 53.20 | 86.50 | 15.03 | 576.98 |
| 04/07/2026 | 46.60 | 83.50 | 11.79 | 588.77 |
| 04/08/2026 | 65.30 | 85.10 | 20.20 | 608.97 |
| 04/09/2026 | 59.20 | 84.40 | 16.80 | 625.77 |
| 04/10/2026 | 51.70 | 76.60 | 9.67 | 635.44 |
| 04/11/2026 | 51.70 | 73.90 | 8.35 | 643.79 |
| 04/12/2026 | 46.90 | 69.00 | 5.12 | 648.91 |
| 04/13/2026 | 43.30 | 69.20 | 4.77 | 653.68 |
| 04/14/2026 | 40.80 | 73.90 | 6.50 | 660.18 |
| 04/15/2026 | 45.20 | 76.20 | 8.12 | 668.30 |
| 04/16/2026 | 48.90 | 72.80 | 7.19 | 675.49 |
| 04/17/2026 | 42.90 | 75.80 | 7.60 | 683.09 |
| 04/18/2026 | 42.30 | 83.00 | 10.77 | 693.86 |
| 04/19/2026 | 49.10 | 86.30 | 13.71 | 707.57 |
| 04/20/2026 | 45.10 | 83.40 | 11.45 | 719.02 |
| 04/21/2026 | 46.80 | 69.40 | 5.28 | 724.30 |
| 04/22/2026 | 41.20 | 72.30 | 5.86 | 730.16 |
| 04/23/2026 | 46.20 | 74.70 | 7.60 | 737.76 |
| 04/24/2026 | 47.90 | 79.10 | 9.97 | 747.73 |
| 04/25/2026 | 47.40 | 66.90 | 4.25 | 751.98 |
| 04/26/2026 | 51.70 | 64.70 | 3.93 | 755.91 |
| 04/27/2026 | 46.80 | 70.20 | 5.64 | 761.55 |
| 04/28/2026 | 43.50 | 75.10 | 7.37 | 768.92 |
| 04/29/2026 | 46.80 | 81.30 | 10.79 | 779.71 |
| 04/30/2026 | 49.70 | 86.10 | 13.77 | 793.48 |
| 05/01/2026 | 53.20 | 88.80 | 16.17 | 809.65 |
| 05/02/2026 | 55.60 | 90.60 | 18.10 | 827.75 |
| 05/03/2026 | 54.50 | 76.30 | 10.43 | 838.18 |
| 05/04/2026 | 55.90 | 70.20 | 8.05 | 846.23 |
| 05/05/2026 | 53.30 | 69.70 | 6.73 | 852.96 |
| 05/06/2026 | 48.50 | 79.20 | 10.15 | 863.11 |
| 05/07/2026 | 53.50 | 89.00 | 16.38 | 879.49 |
| 05/08/2026 | 55.60 | 90.70 | 18.15 | 897.64 |

V. Quality Control

QC tests are performed on samples taken from each shipment of sterile NOW moths. These tests include: zero-hour mortality rates, zero-hour mating dissections, forty-eight-hour mating dissections, seven-day longevity monitoring, and crush tests. Throughout the span of a week, Monday through Sunday, the results of each test are averaged. Below are the QC results from samples of sterile NOW moths taken during the week of Monday, April 27, 2026 to Sunday, May 3, 2026:

- 0% of moths from samples found dead at zero hour
- 4% of moths from samples found to have mated at zero hour
- 68% of moths from samples found to have mated after forty-eight hours
- 76% of moths from samples remained alive after seven days in BioChamber
- 93% of moths from samples found to have distinct red dye markings

To receive notification when reports are available on the NOW webpage, please subscribe here: <https://public.govdelivery.com/accounts/CADFA/subscriber/new>.

Questions regarding the NOW Program can be sent to: NOWProgram@cdfa.ca.gov