

# Navel Orangeworm Program 2026 – Weekly Report

Week Ending – May 15, 2026

California Department of Food & Agriculture  
Plant Health and Pest Prevention Services  
Integrated Pest Control Branch  
5100 Douglas Avenue  
Shafter, CA 93263  
Phone: (661) 395-2914  
Fax: (661) 399-1601

## I. Program Updates

### Navel Orangeworm Area Wide Program – Multi-Phase Approach

#### Phase 1 – 2018-2022

Phase 1 was the Initial Phase of the Navel Orangeworm (NOW) Program (Program) with a focus on developing NOW sterile insect technique (SIT) moths, determining their viability during cold storage transfer, performing quality control (QC) on mating propensity and survivability of the sterile moths, developing a trap monitoring program, and collecting preliminary damage data from the orchards participating in the Program's project site.

#### Phase 2 – 2023-2026

Phase 2 is the Data Phase of the NOW Program. The focus of this phase is controlling variables within the orchards participating in the Program's project site to increase the integrity of the field data being collected.

### Navel Orangeworm Sterile Insect Technique

The Navel Orangeworm Program utilizes NOW SIT moths obtained from the United States Department of Agriculture (USDA) and California Department of Food and Agriculture's (CDFA) Phoenix, Arizona Rearing Facility. QC tests are performed on every shipment of NOW SIT moths used for aerial releases.

Releases of sterile NOW moths began on April 2, 2026, over select sites in Fresno, Kings, and Kern Counties. Initially, releases will be conducted exclusively over almond sites and will change to being conducted exclusively over pistachio sites later in the year to prioritize periods of crop specific vulnerability to NOW damage.

Listed below are any circumstances which prevented regular releases in 2026:

- April 21: No releases due to rain and muddy conditions preventing access to the release sites; magazine from April 21 held overnight for release on April 22
- April 22: Double aerial releases conducted for both magazines from April 21 and April 22
- April 25: No releases due to issue at rearing facility

### Navel Orangeworm Trapping

The Phase 2 Areawide Project Site for 2026 currently includes 31 orchards: 15 pistachio and 16 almond, located within Fresno, Kings, and Kern counties. All 31 orchards, designated as Zones 3, 5-34, are approximately 160 acres each with 9 trap sites placed per zone. Trapping is conducted weekly year-round in all zones.

Zone 2 was removed from the program on April 20 due to management changes over the participating acreage. A replacement zone is currently being investigated and will be added to the program when finalized.

Listed below are any circumstances which prevented regular trap servicing in 2026:

- Week of January 2: No traps were serviced in all zones due to excessive rain and muddy conditions preventing access to trap sites
- Week of January 9: No traps were serviced in all zones due to excessive rain and muddy conditions preventing access to trap sites
- Week of January 16: No traps were serviced in Zones 14, 26, and 31 due to dense fog preventing safe travel to trap sites; no traps were serviced in Zones 20 and 21 due to pesticide applications on site; trap numbers 5 and 6 were not serviced in Zone 28 due to farm equipment and livestock preventing access to trap sites
- Week of January 23: No traps were serviced in Zones 5, 13, and 14 due to pesticide applications on site; trap numbers 4-9 not serviced in Zone 20 due to pesticide applications on site; trap number 5 not serviced in Zone 28 due to farm equipment and livestock preventing access to trap sites
- Week of January 30: Zones 13 and 14 not serviced due to pesticide applications on site; trap numbers 3, 4, 5, 8, and 9 not serviced in Zone 10 due to pesticide applications on site
- Week of February 13: Zones 13 and 14 not serviced due to pesticide applications on site; trap number 9 of Zone 28 and trap number 5 of Zone 29 not serviced due to farm equipment and livestock preventing access to trap sites
- Week of February 20: Only Zones 23 and 25 serviced due to excessive rain and muddy conditions preventing access to trap sites
- Week of February 27: Zone 3 not serviced due to muddy field conditions preventing access; Trap number 5 not serviced in Zone 26 due to muddy field conditions preventing access; Trap numbers 1 and 2 not serviced in Zone 29 due to farm equipment and livestock preventing access to trap sites
- Week of March 6: Zone 14 not serviced due to pesticide applications on site
- Week of March 13: Trap numbers 5, 6, 7, and 8 not serviced in Zone 31 due to pesticide applications on site
- Week of March 20: No traps were serviced in Zones 3, 5, 25, 28, 29, and 30 due to pesticide applications on site; trap number 2 not serviced in Zone 14 due to farm equipment preventing access to trap site
- Week of April 3: No traps were serviced in Zone 2 due to pesticide applications on site; only trap numbers 3 and 4 were serviced in Zone 15 due to pesticide applications on site
- Week of April 10: No traps were serviced in Zones 2, 26, and 27 due to pesticide applications on site
- Week of April 17: No traps were serviced in Zones 2, 20, 21, and 22 due to pesticide applications on site
- Week of April 24: No traps were serviced in Zones 8, 22, 27, and 33 due to pesticide applications on site; no traps were serviced in Zones 13, 14, and 23 due to staffing issues; all Zone 2 traps were removed due to request from grower
- Week of May 1: No traps were serviced in Zones 23, 31, 32, and 33 due to pesticide applications on site
- Week of May 8: No traps were serviced in Zones 3, 7, and 18 due to pesticide applications on site
- Week of May 15: No traps were serviced in Zone 3 due to pesticide applications on site

## II. Project Design

The 2026 Area Wide Project Site currently includes 31 orchards located in Fresno, Kings, and Kern counties. Listed below is information related to each orchard within the Program’s project site for 2026:

<b>Zone #</b>	<b>Crop Type</b>	<b>Acres</b>	<b>Release/Non-release Site</b>	<b>Date Added to Area Wide Project</b>
<a href="#">Zone 3</a>	Almond	160	Non-release	February 2023
<a href="#">Zone 5</a>	Pistachio	160	Release	March 2023
<a href="#">Zone 6</a>	Pistachio	160	Non-release	March 2023
<a href="#">Zone 7</a>	Almond	160	Release	April 2023
<a href="#">Zone 8</a>	Almond	160	Release	April 2023
<a href="#">Zone 9</a>	Almond	160	Non-release	May 2024
<a href="#">Zone 10</a>	Almond	160	Release	May 2025
<a href="#">Zone 11</a>	Almond	160	Release	May 2025
<a href="#">Zone 12</a>	Almond	160	Non-release	May 2025
<a href="#">Zone 13</a>	Almond	160	Release	May 2025
<a href="#">Zone 14</a>	Almond	160	Non-release	May 2025
<a href="#">Zone 15</a>	Almond	160	Release	May 2025
<a href="#">Zone 16</a>	Almond	150	Non-release	May 2025
<a href="#">Zone 17</a>	Almond	173	Release	May 2025
<a href="#">Zone 18</a>	Almond	150	Non-release	May 2025
<a href="#">Zone 19</a>	Almond	183	Non-release	May 2025
<a href="#">Zone 20</a>	Almond	150	Release	May 2025
<a href="#">Zone 21</a>	Almond	155	Non-release	May 2025
<a href="#">Zone 22</a>	Pistachio	180	Non-release	June 2025
<a href="#">Zone 23</a>	Pistachio	155	Release	July 2025
<a href="#">Zone 24</a>	Pistachio	155	Release	July 2025
<a href="#">Zone 25</a>	Pistachio	160	Release	July 2025
<a href="#">Zone 26</a>	Pistachio	155	Non-release	July 2025
<a href="#">Zone 27</a>	Pistachio	150	Non-release	June 2025
<a href="#">Zone 28</a>	Pistachio	160	Non-release	July 2025
<a href="#">Zone 29</a>	Pistachio	170	Non-release	July 2025
<a href="#">Zone 30</a>	Pistachio	160	Release	July 2025
<a href="#">Zone 31</a>	Pistachio	155	Release	July 2025
<a href="#">Zone 32</a>	Pistachio	160	Non-release	July 2025
<a href="#">Zone 33</a>	Pistachio	160	Non-release	July 2025
<a href="#">Zone 34</a>	Pistachio	160	Release	July 2025

Each zone has a trap site ratio of approximately one trap site per 18 acres for a total of 9 trap sites for each 160-acre zone. Each trap site has one trap baited with NOW pheromone/PPO lures. All traps are serviced on a weekly basis. Servicing includes collecting trap bottoms and replacing them with new trap bottoms. Bait/lure changes occur once a month, and trap tops are replaced as needed. Counts are performed on each trap collected to determine number of wild versus sterile captures and male versus female captures.

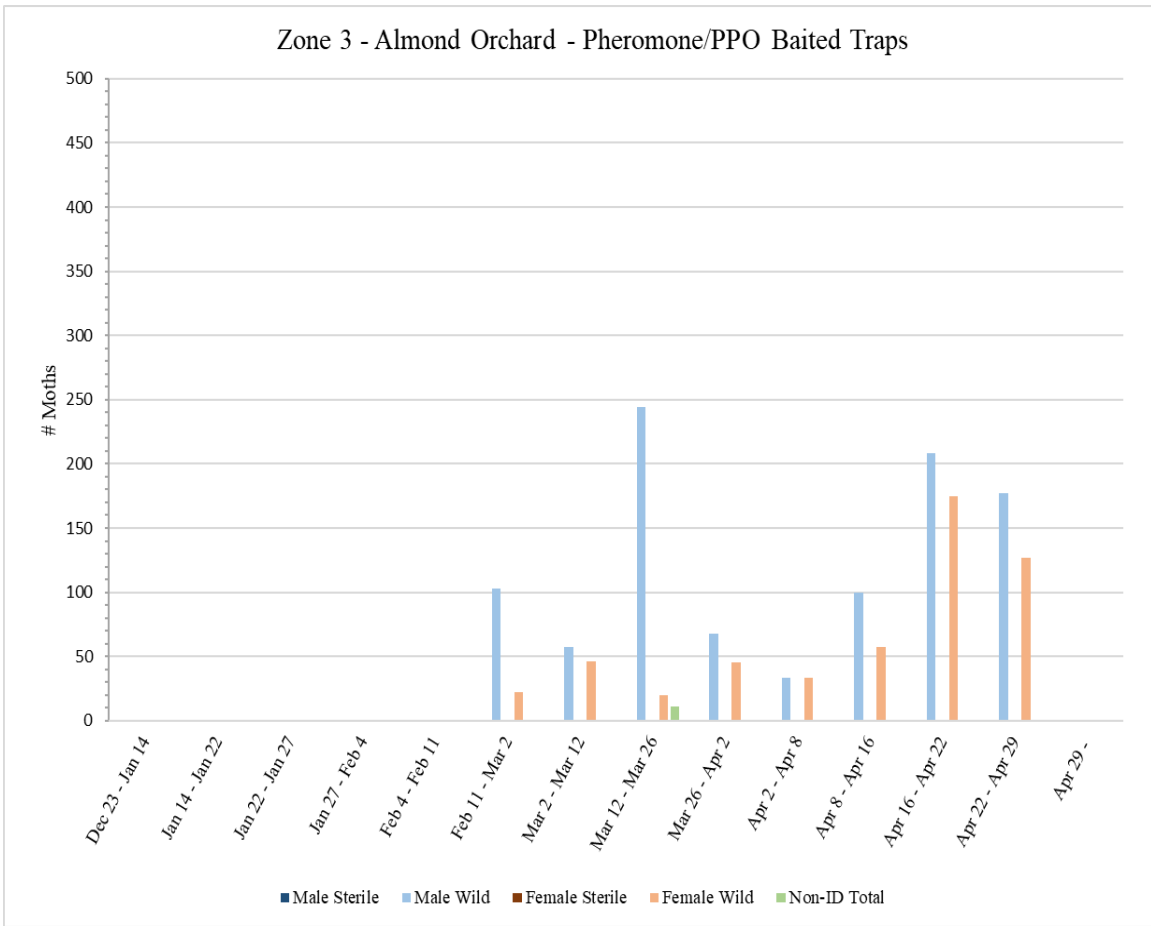
**III. Trap Results for the Week of May 15, 2026**

**Zone 3 – Almond Orchard**

No traps were collected from Zone 3 during the week of May 15 due to pesticide applications on site.

<b>Zone 3 - Almond</b>								
Pheromone/PPO Lure Baited Traps								
Dates Traps in Field	# of Releases During Trap Period	Male Sterile	Male Wild	Male Total	Female Sterile	Female Wild	Female Total	Non-ID Total
<sup>1</sup> Dec 23 – Jan 14	0	0	0	0	0	0	0	0
Jan 14 – Jan 22	0	0	0	0	0	0	0	0
Jan 22 – Jan 27	0	0	0	0	0	0	0	0
Jan 27 – Feb 4	0	0	0	0	0	0	0	0
Feb 4 – Feb 11	0	0	0	0	0	0	0	0
<sup>2</sup> Feb 11 – Mar 2	0	0	103	103	0	22	22	0
Mar 2 – Mar 12	0	0	57	57	0	46	46	0
<sup>3</sup> Mar 12 – Mar 26	0	0	244	244	0	20	20	11
Mar 26 – Apr 2	0	0	68	68	0	45	45	0
Apr 2 – Apr 8	0	0	33	33	0	33	33	0
Apr 8 – Apr 16	0	0	100	100	0	57	57	0
Apr 16 – Apr 22	0	0	208	208	0	175	175	0
Apr 22 – Apr 29	0	0	177	177	0	127	127	0
<sup>4</sup> Apr 29 -								
<sup>1</sup> No traps were serviced in Zone 3 during the weeks of January 2 and January 9 due to excessive rain and muddy conditions preventing access								
<sup>2</sup> No traps were serviced in Zone 3 during the weeks of February 20 and February 27 due to excessive rain and muddy conditions preventing access								
<sup>3</sup> No traps were serviced in Zone 3 during the week of March 20 due to pesticide applications on site								
<sup>4</sup> No traps were serviced in Zone 3 during the weeks of May 8 and May 15 due to pesticide applications on site								

### Zone 3 - Almond Orchard - Pheromone/PPO Baited Traps

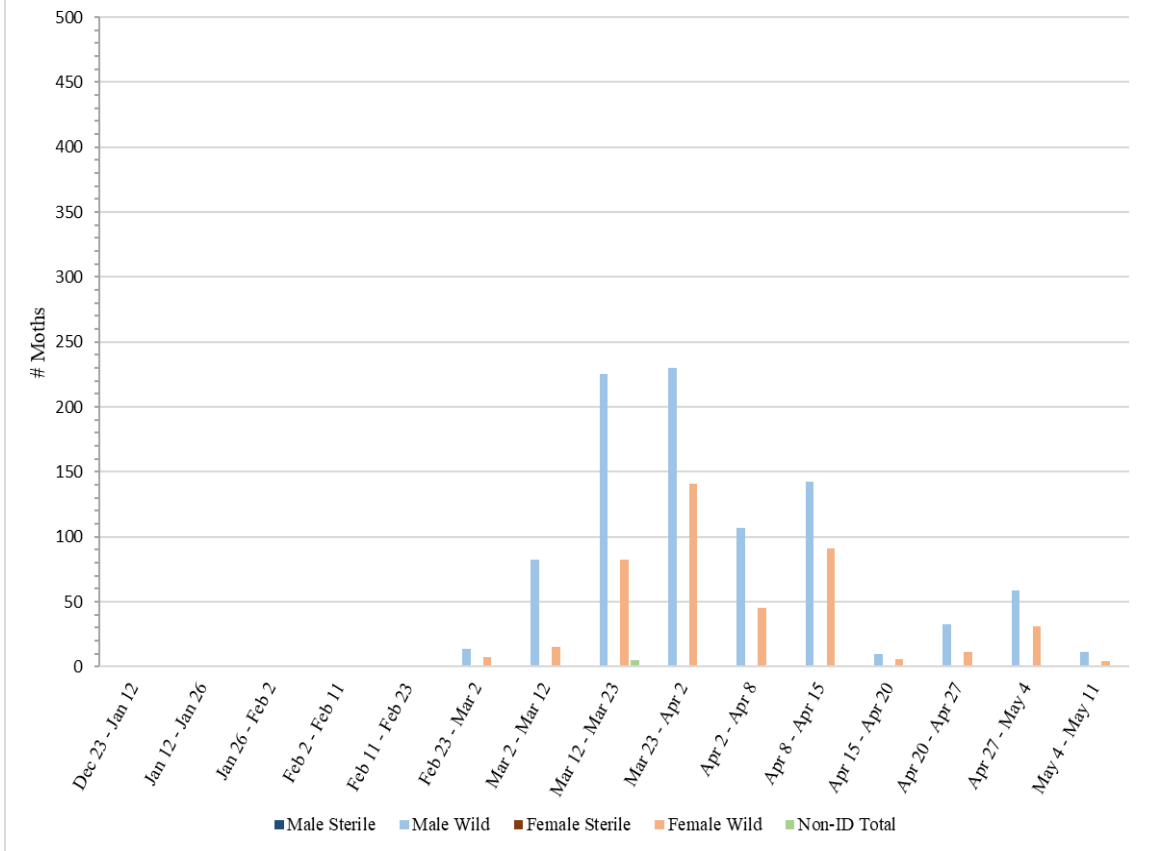


## Zone 5 – Pistachio Orchard

A total of 9 pheromone/PPO lure-baited traps were collected from Zone 5 on Monday, May 11.

<b>Zone 5 - Pistachio</b>								
Pheromone/PPO Lure Baited Traps								
Dates Traps in Field	# of Releases During Trap Period	Male Sterile	Male Wild	Male Total	Female Sterile	Female Wild	Female Total	Non-ID Total
<sup>1</sup> Dec 23 – Jan 12	0	0	0	0	0	0	0	0
<sup>2</sup> Jan 12 – Jan 26	0	0	0	0	0	0	0	0
Jan 26 – Feb 2	0	0	0	0	0	0	0	0
Feb 2 - Feb 11	0	0	0	0	0	0	0	0
<sup>3</sup> Feb 11 - Feb 23	0	0	0	0	0	0	0	0
Feb 23 - Mar 2	0	0	14	14	0	7	7	0
Mar 2 - Mar 12	0	0	82	82	0	15	15	0
<sup>4</sup> Mar 12 - Mar 23	0	0	225	225	0	82	82	5
Mar 23 – Apr 2	0	0	230	230	0	141	141	0
Apr 2 – Apr 8	0	0	107	107	0	45	45	0
Apr 8 – Apr 15	0	0	142	142	0	91	91	0
Apr 15 – Apr 20	0	0	10	10	0	6	6	0
Apr 20 – Apr 27	0	0	33	33	0	11	11	0
Apr 27 – May 4	0	0	59	59	0	31	31	0
<b>May 4 – May 11</b>	<b>0</b>	<b>0</b>	<b>11</b>	<b>11</b>	<b>0</b>	<b>4</b>	<b>4</b>	<b>0</b>
<sup>1</sup> No traps were serviced in Zone 5 during the weeks of January 2 and January 9 due to excessive rain and muddy conditions preventing access								
<sup>2</sup> No traps were serviced in Zone 5 during the week of January 23 due to pesticide applications on site								
<sup>3</sup> No traps were serviced in Zone 5 during the week of February 20 due to excessive rain and muddy conditions preventing access								
<sup>4</sup> No traps were serviced in Zone 5 during the week of March 20 due to pesticide applications on site								

### Zone 5 - Pistachio Orchard - Pheromone/PPO Baited Traps

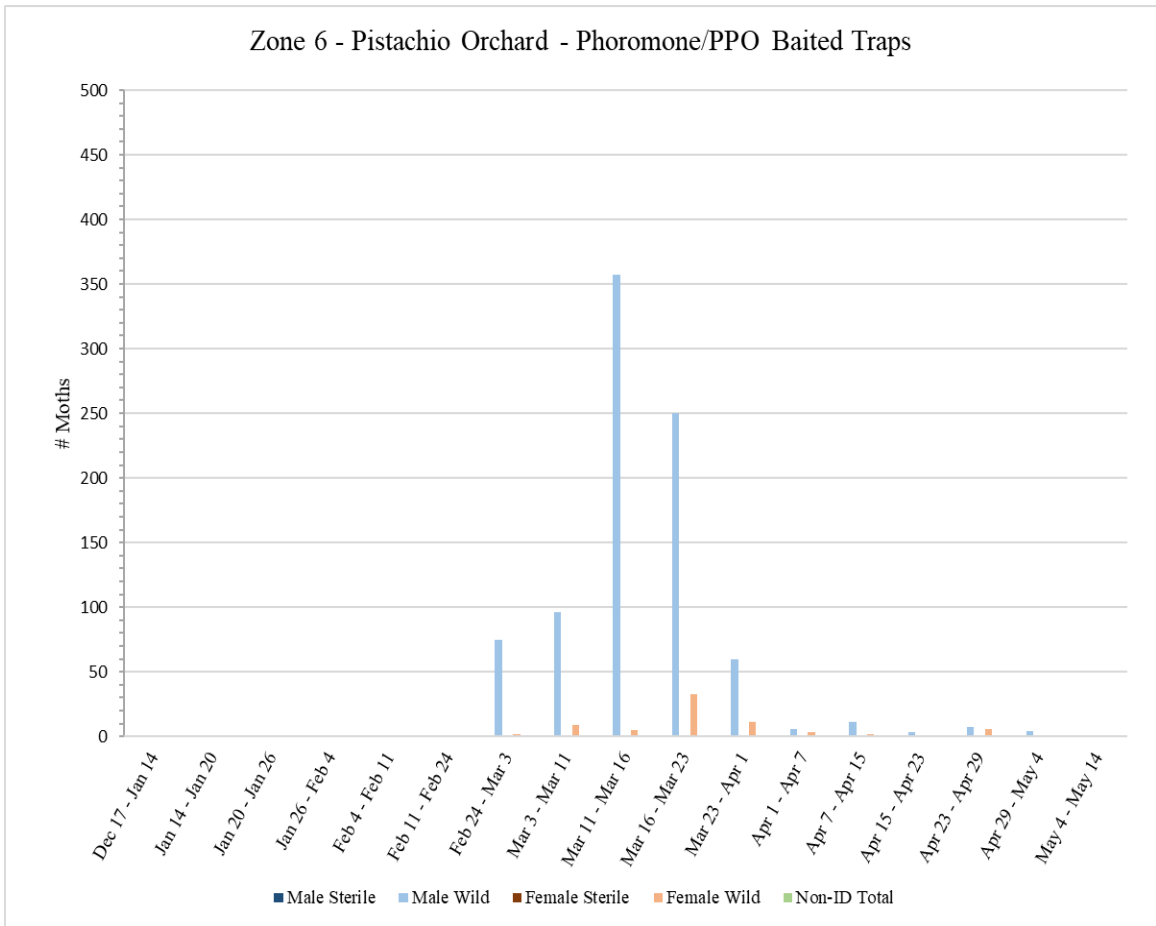


## Zone 6 – Pistachio Orchard

A total of 9 pheromone/PPO lure-baited traps were collected from Zone 6 on Thursday, May 14.

Zone 6 - Pistachio								
Pheromone/PPO Lure Baited Traps								
Dates Traps in Field	# of Releases During Trap Period	Male Sterile	Male Wild	Male Total	Female Sterile	Female Wild	Female Total	Non-ID Total
<sup>1</sup> Dec 17 – Jan 14	0	0	0	0	0	0	0	0
Jan 14 – Jan 20	0	0	0	0	0	0	0	0
Jan 20 – Jan 26	0	0	0	0	0	0	0	0
Jan 26 – Feb 4	0	0	0	0	0	0	0	0
Feb 4 - Feb 11	0	0	1	1	0	0	0	0
<sup>2</sup> Feb 11 - Feb 24	0	0	0	0	0	0	0	0
Feb 24 - Mar 3	0	0	75	75	0	2	2	0
Mar 3 - Mar 11	0	0	96	96	0	9	9	0
Mar 11 – Mar 16	0	0	357	357	0	5	5	0
Mar 16 – Mar 23	0	0	250	250	0	33	33	0
Mar 23 – Apr 1	0	0	60	60	0	11	11	0
Apr 1 – Apr 7	0	0	6	6	0	3	3	0
Apr 7 – Apr 15	0	0	11	11	0	2	2	0
Apr 15 – Apr 23	0	0	3	3	0	1	1	0
Apr 23 – Apr 29	0	0	7	7	0	6	6	0
Apr 29 – May 4	0	0	4	4	0	0	0	0
<b>May 4 – May 14</b>	<b>0</b>	<b>0</b>	<b>0</b>	<b>0</b>	<b>0</b>	<b>1</b>	<b>1</b>	<b>0</b>
<sup>1</sup> No traps were serviced in Zone 6 during the week of December 26 due to pesticide applications on site; no traps were serviced in Zone 6 during the weeks of January 2 and January 9 due to excessive rain and muddy conditions preventing access								
<sup>2</sup> No traps were serviced in Zone 6 during the week of February 20 due to excessive rain and muddy conditions preventing access								

### Zone 6 - Pistachio Orchard - Phoromone/PPO Baited Traps

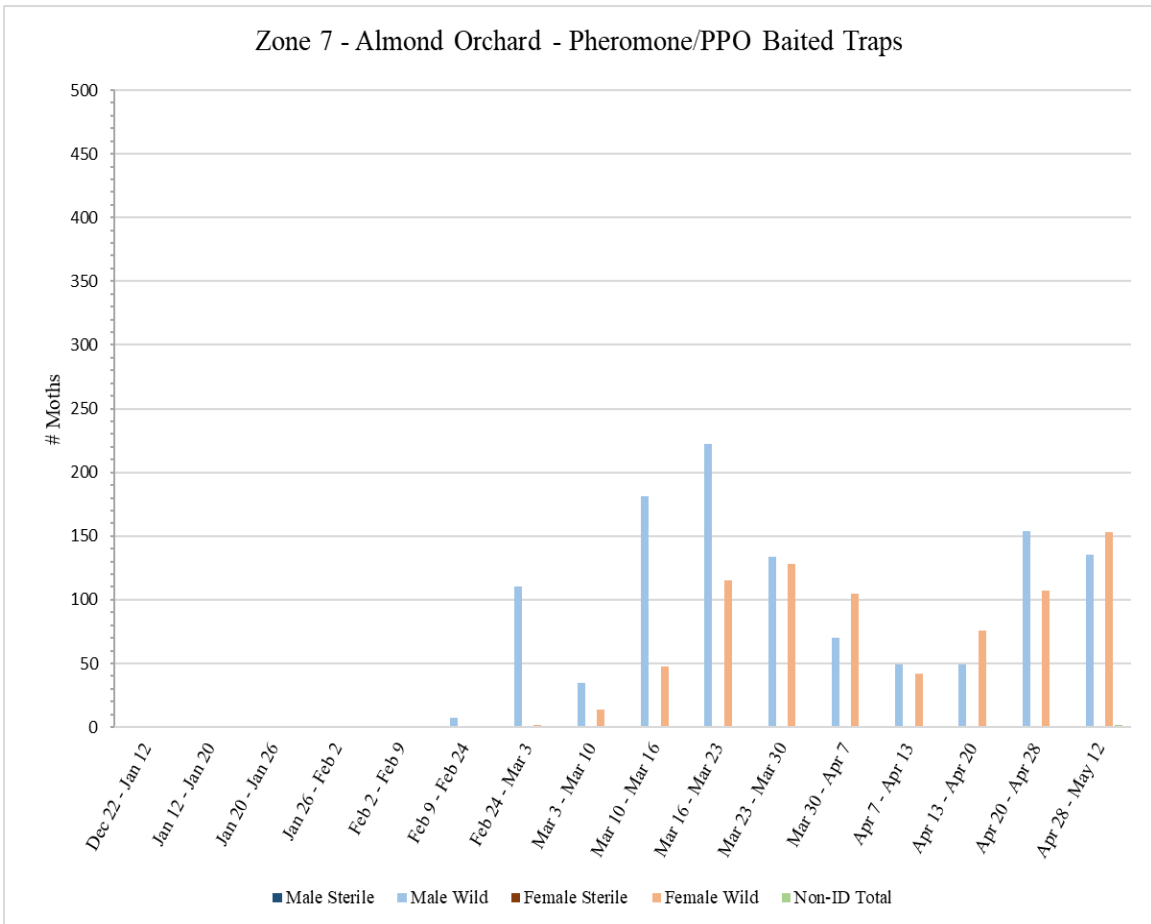


## Zone 7 – Almond Orchard

A total of 9 pheromone/PPO lure-baited traps were collected from Zone 7 on Tuesday, May 12.

<b>Zone 7 - Almond</b>								
Pheromone/PPO Lure Baited Traps								
Dates Traps in Field	# of Releases During Trap Period	Male Sterile	Male Wild	Male Total	Female Sterile	Female Wild	Female Total	Non-ID Total
<sup>1</sup> Dec 22 – Jan 12	0	0	0	0	0	0	0	0
Jan 12 – Jan 20	0	0	0	0	0	0	0	0
Jan 20 – Jan 26	0	0	0	0	0	0	0	0
Jan 26 – Feb 2	0	0	0	0	0	0	0	0
Feb 2 - Feb 9	0	0	0	0	0	0	0	0
<sup>2</sup> Feb 9 - Feb 24	0	0	7	7	0	0	0	0
Feb 24 - Mar 3	0	0	110	110	0	2	2	0
Mar 3 - Mar 10	0	0	35	35	0	14	14	0
Mar 10 – Mar 16	0	0	181	181	0	48	48	0
Mar 16 – Mar 23	0	0	222	222	0	115	115	0
Mar 23 – Mar 30	0	0	134	134	0	128	128	0
Mar 30 – Apr 7	5	0	70	70	0	105	105	0
Apr 7 – Apr 13	6	0	49	49	0	42	42	0
Apr 13 – Apr 20	7	0	49	49	0	76	76	0
Apr 20 – Apr 28	7	0	154	154	0	107	107	0
<sup>3</sup> Apr 28 – May 12	<b>13</b>	<b>0</b>	<b>135</b>	<b>135</b>	<b>0</b>	<b>153</b>	<b>153</b>	<b>2</b>
<sup>1</sup> No traps were serviced in Zone 7 during the weeks of January 2 and January 9 due to excessive rain and muddy conditions preventing access								
<sup>2</sup> No traps were serviced in Zone 7 during the week of February 20 due to excessive rain and muddy conditions preventing access								
<sup>3</sup> No traps were serviced in Zone 7 during the week of May 8 due to pesticide applications on site								

### Zone 7 - Almond Orchard - Pheromone/PPO Baited Traps

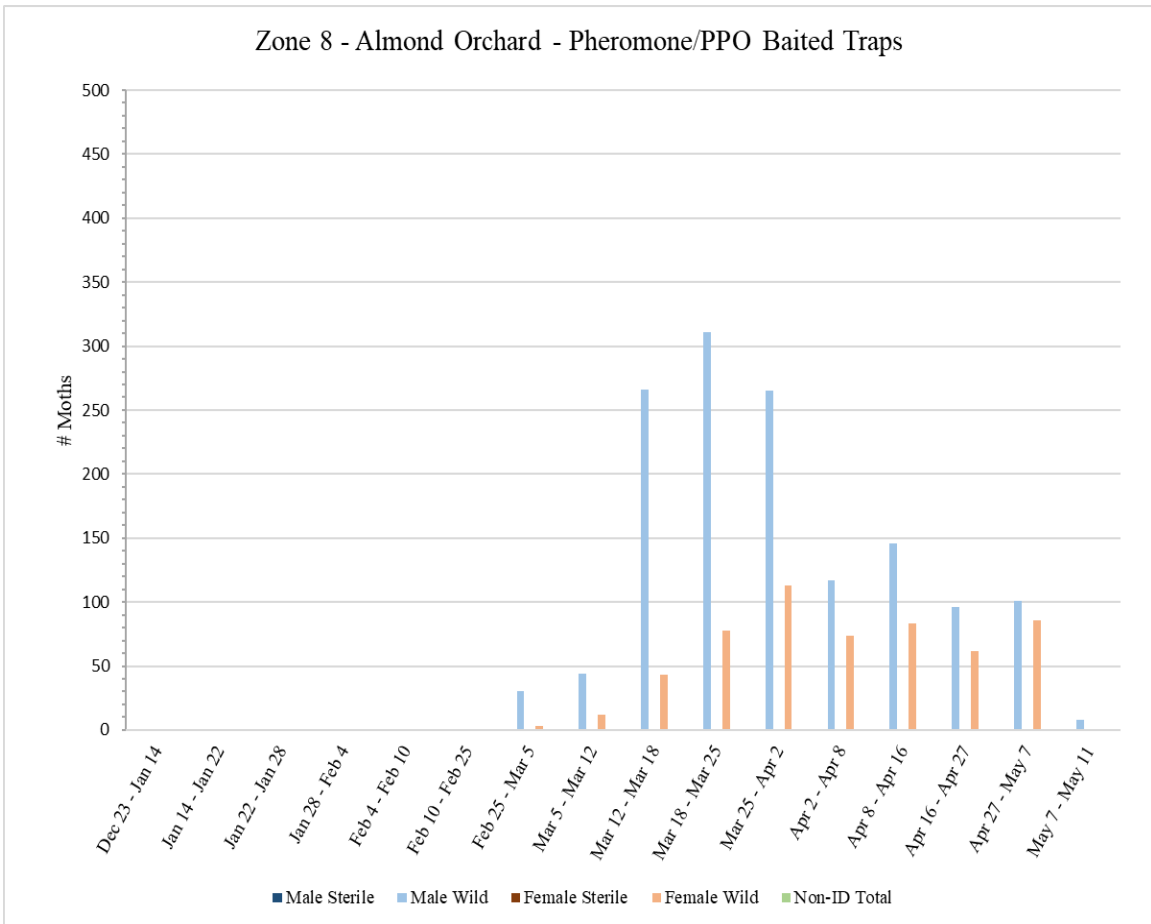


## Zone 8 – Almond Orchard

A total of 9 pheromone/PPO lure-baited traps were collected from Zone 8 on Monday, May 11.

Zone 8 - Almond								
Pheromone/PPO Lure Baited Traps								
Dates Traps in Field	# of Releases During Trap Period	Male Sterile	Male Wild	Male Total	Female Sterile	Female Wild	Female Total	Non-ID Total
<sup>1</sup> Dec 23 – Jan 14	0	0	0	0	0	0	0	0
Jan 14 – Jan 22	0	0	0	0	0	0	0	0
Jan 22 – Jan 28	0	0	0	0	0	0	0	0
Jan 28 – Feb 4	0	0	0	0	0	0	0	0
Feb 4 - Feb 10	0	0	0	0	0	0	0	0
<sup>2</sup> Feb 10 - Feb 25	0	0	1	1	0	0	0	0
Feb 25 - Mar 5	0	0	30	30	0	3	3	0
Mar 5 - Mar 12	0	0	44	44	0	12	12	0
Mar 12 – Mar 18	0	0	266	266	0	43	43	0
Mar 18 – Mar 25	0	0	311	311	0	78	78	0
Mar 25 – Apr 2	1	0	265	265	0	113	113	0
Apr 2 – Apr 8	6	0	117	117	0	74	74	0
Apr 8 – Apr 16	8	0	146	146	0	83	83	0
<sup>3</sup> Apr 16 – Apr 27	9	0	96	96	0	62	62	0
Apr 27 – May 7	10	1	101	102	1	86	87	0
<b>May 7 – May 11</b>	<b>4</b>	<b>0</b>	<b>8</b>	<b>8</b>	<b>0</b>	<b>0</b>	<b>0</b>	<b>0</b>
<sup>1</sup> No traps were serviced in Zone 8 during the weeks of January 2 and January 9 due to excessive rain and muddy conditions preventing access								
<sup>2</sup> No traps were serviced in Zone 8 during the week of February 20 due to excessive rain and muddy conditions preventing access								
<sup>3</sup> No traps were serviced in Zone 8 during the week of April 24 due to pesticide applications on site								

### Zone 8 - Almond Orchard - Pheromone/PPO Baited Traps

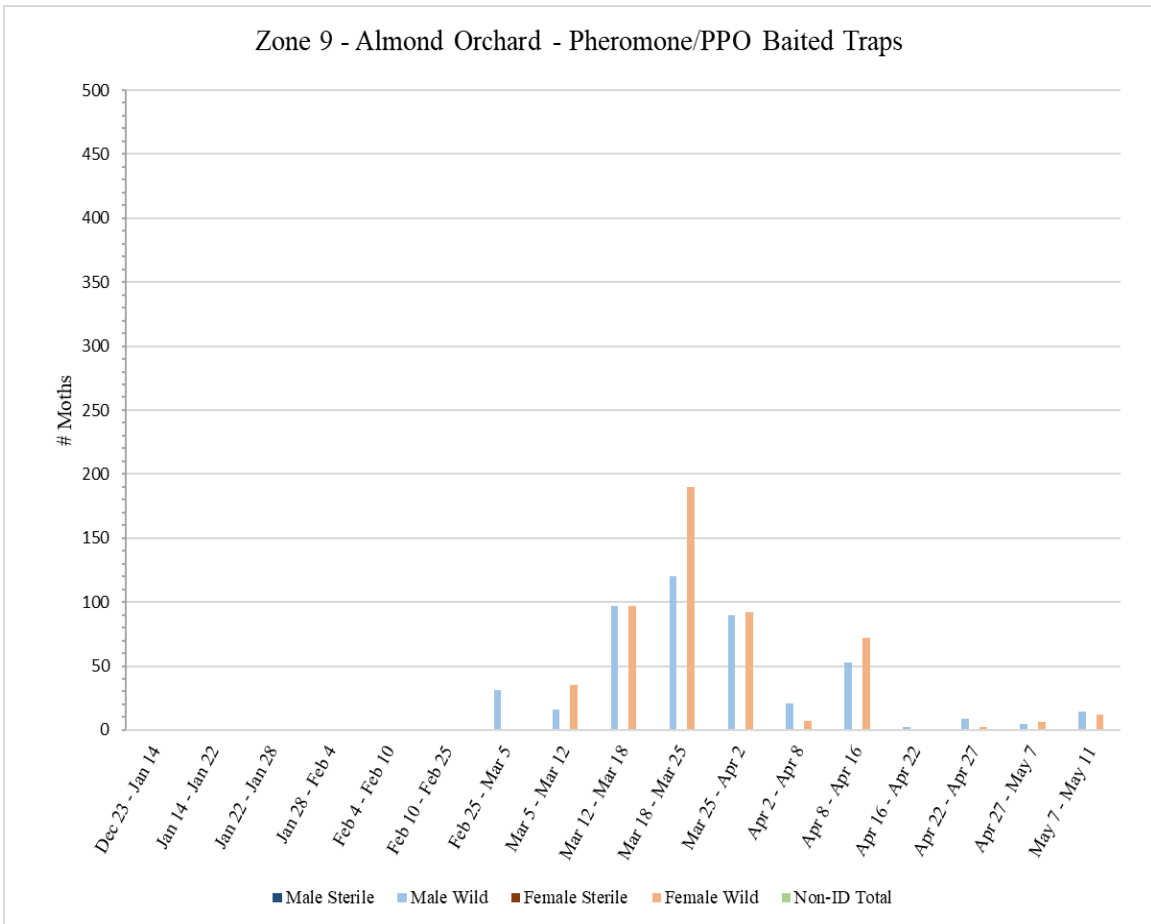


## Zone 9 – Almond Orchard

A total of 9 pheromone/PPO lure-baited traps were collected from Zone 9 on Monday, May 11.

Zone 9 - Almond								
Pheromone/PPO Lure Baited Traps								
Dates Traps in Field	# of Releases During Trap Period	Male Sterile	Male Wild	Male Total	Female Sterile	Female Wild	Female Total	Non-ID Total
<sup>1</sup> Dec 23 – Jan 14	0	0	0	0	0	0	0	0
Jan 14 – Jan 22	0	0	0	0	0	0	0	0
Jan 22 – Jan 28	0	0	0	0	0	0	0	0
Jan 28 – Feb 4	0	0	0	0	0	0	0	0
Feb 4 - Feb 10	0	0	0	0	0	0	0	0
<sup>2</sup> Feb 10 - Feb 25	0	0	1	1	0	0	0	0
Feb 25 - Mar 5	0	0	31	31	0	0	0	0
Mar 5 - Mar 12	0	0	16	16	0	35	35	0
Mar 12 – Mar 18	0	0	97	97	0	97	97	0
Mar 18 – Mar 25	0	0	120	120	0	190	190	0
Mar 25 – Apr 2	0	0	90	90	0	92	92	0
Apr 2 – Apr 8	0	0	21	21	0	7	7	0
Apr 8 – Apr 16	0	0	53	53	0	72	72	0
Apr 16 – Apr 22	0	0	2	2	0	0	0	0
Apr 22 – Apr 27	0	0	9	9	0	2	2	0
Apr 27 – May 7	0	0	5	5	0	6	6	0
<b>May 7 – May 11</b>	<b>0</b>	<b>0</b>	<b>14</b>	<b>14</b>	<b>0</b>	<b>12</b>	<b>12</b>	<b>0</b>
<sup>1</sup> No traps were serviced in Zone 9 during the weeks of January 2 and January 9 due to excessive rain and muddy conditions preventing access								
<sup>2</sup> No traps were serviced in Zone 9 during the week of February 20 due to excessive rain and muddy conditions preventing access								

### Zone 9 - Almond Orchard - Pheromone/PPO Baited Traps

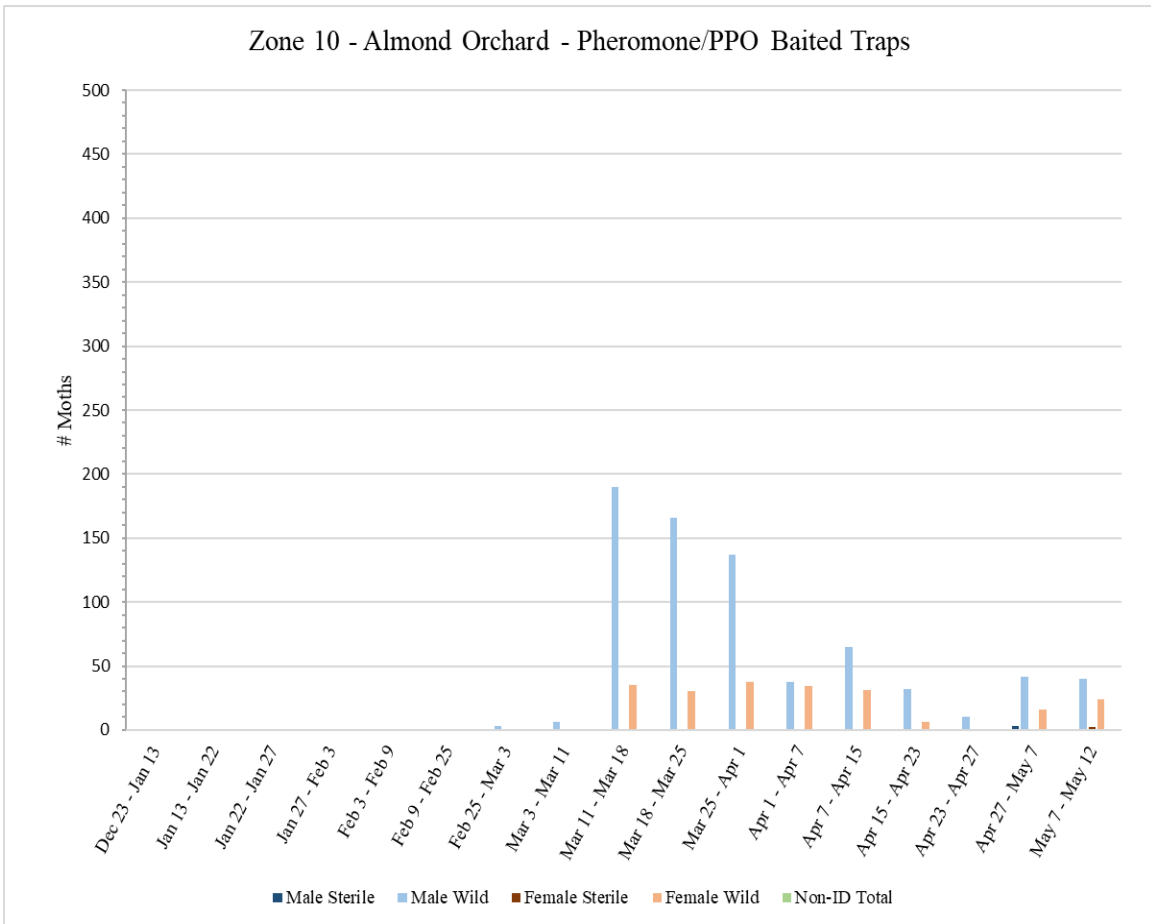


## Zone 10 – Almond Orchard

A total of 9 pheromone/PPO lure-baited traps were collected from Zone 10 on Tuesday, May 12.

Zone 10 - Almond								
Pheromone/PPO Lure Baited Traps								
Dates Traps in Field	# of Releases During Trap Period	Male Sterile	Male Wild	Male Total	Female Sterile	Female Wild	Female Total	Non-ID Total
<sup>1</sup> Dec 23 – Jan 13	0	0	0	0	0	0	0	0
Jan 13 – Jan 22	0	0	0	0	0	0	0	0
<sup>2</sup> Jan 22 – Jan 27	0	0	0	0	0	0	0	0
Jan 27 – Feb 3	0	0	0	0	0	0	0	0
Feb 3 - Feb 9	0	0	0	0	0	0	0	0
<sup>3</sup> Feb 9 - Feb 25	0	0	0	0	0	0	0	0
Feb 25 - Mar 3	0	0	3	3	0	0	0	0
Mar 3 - Mar 11	0	0	6	6	0	1	1	0
Mar 11 – Mar 18	0	0	190	190	0	35	35	0
Mar 18 – Mar 25	0	0	166	166	0	30	30	0
Mar 25 – Apr 1	0	0	137	137	0	38	38	0
Apr 1 – Apr 7	5	0	38	38	0	34	34	0
Apr 7 – Apr 15	8	1	65	66	1	31	32	0
Apr 15 – Apr 23	8	0	32	32	0	6	6	0
Apr 23 – Apr 27	3	0	10	10	0	1	1	0
Apr 27 – May 7	10	3	42	45	0	16	16	0
<b>May 7 – May 12</b>	<b>5</b>	<b>0</b>	<b>40</b>	<b>40</b>	<b>2</b>	<b>24</b>	<b>26</b>	<b>0</b>
<sup>1</sup> No traps were serviced in Zone 10 during the weeks of January 2 and January 9 due to excessive rain and muddy conditions preventing access								
<sup>2</sup> Trap numbers 3, 4, 5, 8, and 9 not serviced in Zone 10 during the week of January 30 due to pesticide applications on site								
<sup>3</sup> No traps were serviced in Zone 10 during the week of February 20 due to excessive rain and muddy conditions preventing access								

### Zone 10 - Almond Orchard - Pheromone/PPO Baited Traps

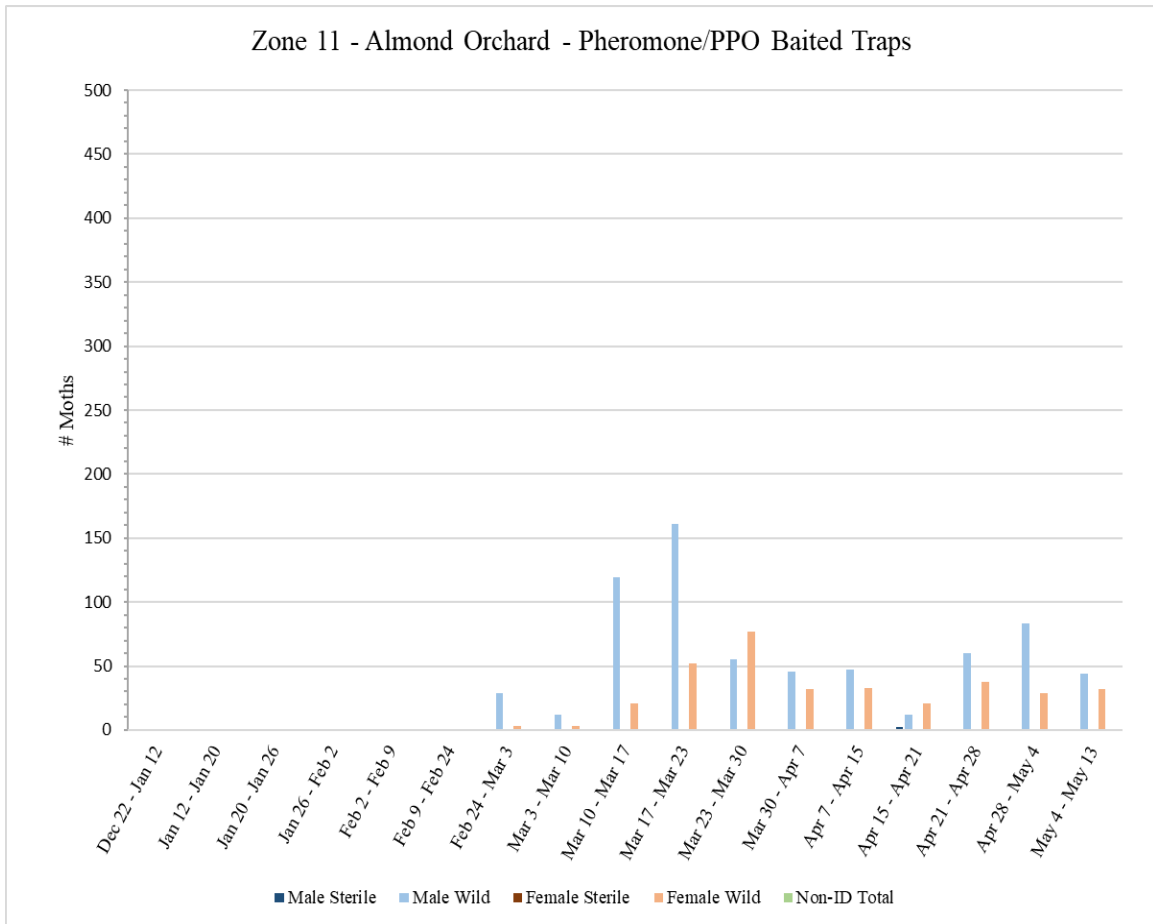


## Zone 11 – Almond Orchard

A total of 9 pheromone/PPO lure-baited traps were collected from Zone 11 on Wednesday, May 13.

<b>Zone 11 - Almond</b>								
Pheromone/PPO Lure Baited Traps								
Dates Traps in Field	# of Releases During Trap Period	Male Sterile	Male Wild	Male Total	Female Sterile	Female Wild	Female Total	Non-ID Total
<sup>1</sup> Dec 22 – Jan 12	0	0	0	0	0	0	0	0
Jan 12 – Jan 20	0	0	0	0	0	0	0	0
Jan 20 – Jan 26	0	0	0	0	0	0	0	0
Jan 26 – Feb 2	0	0	0	0	0	0	0	0
Feb 2 - Feb 9	0	0	0	0	0	0	0	0
<sup>2</sup> Feb 9 - Feb 24	0	0	0	0	0	0	0	0
Feb 24 - Mar 3	0	0	29	29	0	3	3	0
Mar 3 - Mar 10	0	0	12	12	0	3	3	0
Mar 10 – Mar 17	0	0	119	119	0	21	21	0
Mar 17 – Mar 23	0	0	161	161	0	52	52	0
Mar 23 – Mar 30	0	0	55	55	0	77	77	0
Mar 30 – Apr 7	5	0	46	46	0	32	32	0
Apr 7 – Apr 15	8	0	47	47	0	33	33	0
Apr 15 – Apr 21	5	2	12	14	0	21	21	0
Apr 21 – Apr 28	6	0	60	60	1	38	39	0
Apr 28 – May 4	6	0	83	83	0	29	29	0
<b>May 4 – May 13</b>	<b>9</b>	<b>0</b>	<b>44</b>	<b>44</b>	<b>0</b>	<b>32</b>	<b>32</b>	<b>0</b>
<sup>1</sup> No traps were serviced in Zone 11 during the weeks of January 2 and January 9 due to excessive rain and muddy conditions preventing access								
<sup>2</sup> No traps were serviced in Zone 11 during the week of February 20 due to excessive rain and muddy conditions preventing access								

### Zone 11 - Almond Orchard - Pheromone/PPO Baited Traps

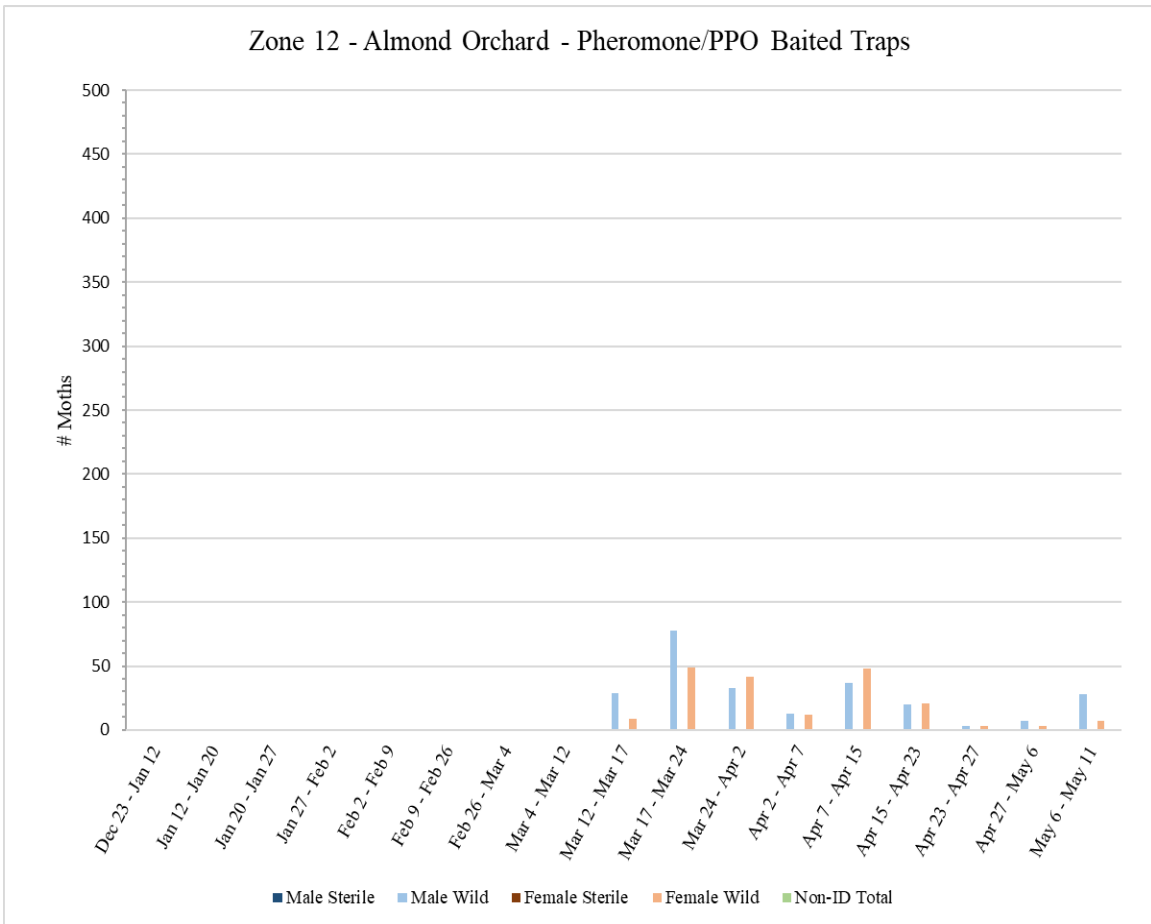


## Zone 12 – Almond Orchard

A total of 9 pheromone/PPO lure-baited traps were collected from Zone 12 on Monday, May 11.

<b>Zone 12 - Almond</b>								
Pheromone/PPO Lure Baited Traps								
Dates Traps in Field	# of Releases During Trap Period	Male Sterile	Male Wild	Male Total	Female Sterile	Female Wild	Female Total	Non-ID Total
<sup>1</sup> Dec 23 – Jan 12	0	0	0	0	0	0	0	0
Jan 12 – Jan 20	0	0	0	0	0	0	0	0
Jan 20 – Jan 27	0	0	0	0	0	0	0	0
Jan 27 – Feb 2	0	0	0	0	0	0	0	0
Feb 2 - Feb 9	0	0	0	0	0	0	0	0
<sup>2</sup> Feb 9 - Feb 26	0	0	0	0	0	0	0	0
Feb 26 - Mar 4	0	0	0	0	0	0	0	0
Mar 4 - Mar 12	0	0	1	1	0	1	1	0
Mar 12 – Mar 17	0	0	29	29	0	9	9	0
Mar 17 – Mar 24	0	0	78	78	0	49	49	0
Mar 24 – Apr 2	0	0	33	33	0	42	42	0
Apr 2 – Apr 7	0	0	13	13	0	12	12	0
Apr 7 – Apr 15	0	0	37	37	0	48	48	0
Apr 15 – Apr 23	0	0	20	20	0	21	21	0
Apr 23 – Apr 27	0	0	3	3	0	3	3	0
Apr 27 – May 6	0	0	7	7	0	3	3	0
<b>May 6 – May 11</b>	<b>0</b>	<b>0</b>	<b>28</b>	<b>28</b>	<b>0</b>	<b>7</b>	<b>7</b>	<b>0</b>
<sup>1</sup> No traps were serviced in Zone 12 during the weeks of January 2 and January 9 due to excessive rain and muddy conditions preventing access								
<sup>2</sup> No traps were serviced in Zone 12 during the week of February 20 due to excessive rain and muddy conditions preventing access								

### Zone 12 - Almond Orchard - Pheromone/PPO Baited Traps

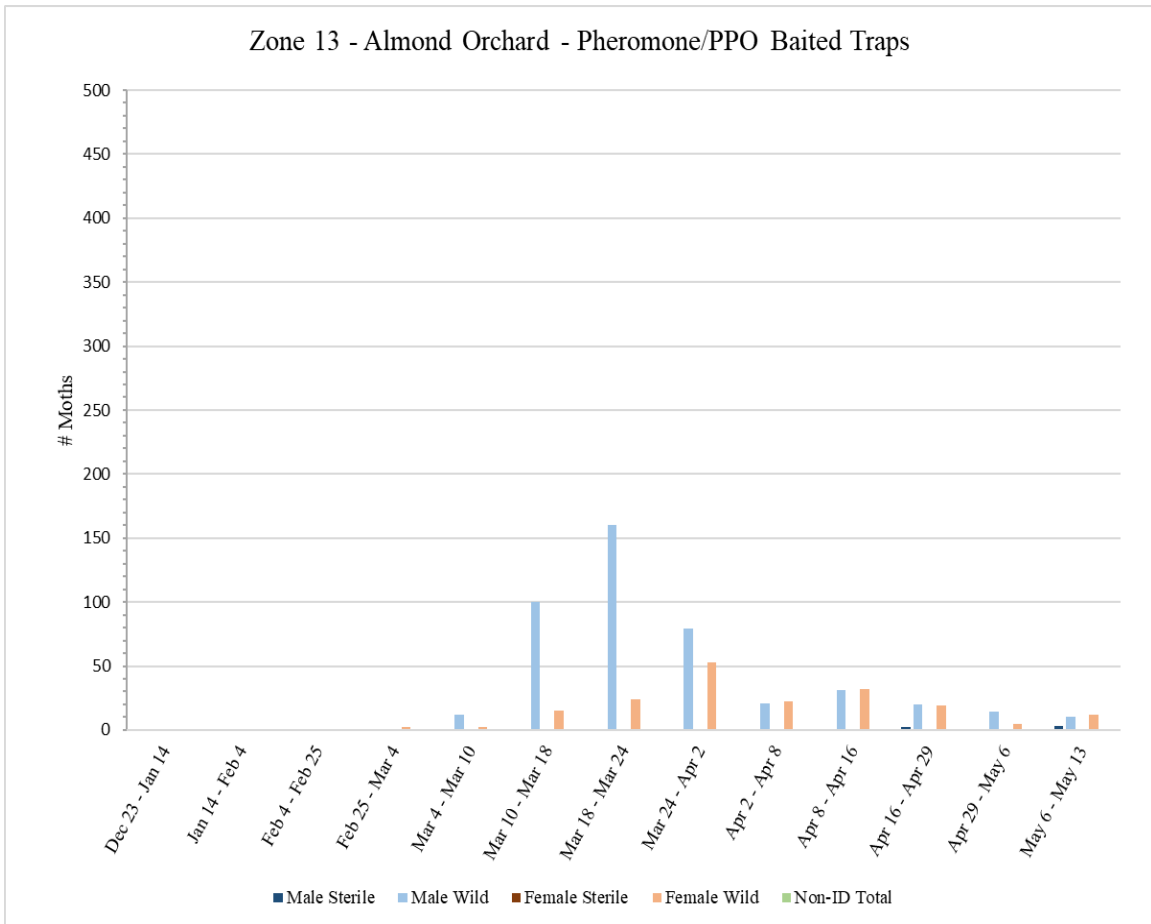


## Zone 13 – Almond Orchard

A total of 9 pheromone/PPO lure-baited traps were collected from Zone 13 on Wednesday, May 13.

Zone 13 - Almond								
Pheromone/PPO Lure Baited Traps								
Dates Traps in Field	# of Releases During Trap Period	Male Sterile	Male Wild	Male Total	Female Sterile	Female Wild	Female Total	Non-ID Total
<sup>1</sup> Dec 23 – Jan 14	0	0	0	0	0	0	0	0
<sup>2</sup> Jan 14 – Feb 4	0	0	0	0	0	0	0	0
<sup>3</sup> Feb 4 - Feb 25	0	0	1	1	0	0	0	0
Feb 25 - Mar 4	0	0	0	0	0	2	2	0
Mar 4 - Mar 10	0	0	12	12	0	2	2	0
Mar 10 – Mar 18	0	0	100	100	0	15	15	0
Mar 18 – Mar 24	0	0	160	160	0	24	24	0
Mar 24 – Apr 2	1	0	79	79	0	53	53	0
Apr 2 – Apr 8	6	0	21	21	0	22	22	0
Apr 8 – Apr 16	8	0	31	31	0	32	32	0
<sup>4</sup> Apr 16 – Apr 29	11	2	20	22	0	19	19	0
Apr 29 – May 6	7	0	14	14	0	5	5	0
<b>May 6 – May 13</b>	<b>7</b>	<b>3</b>	<b>10</b>	<b>13</b>	<b>0</b>	<b>12</b>	<b>12</b>	<b>0</b>
<sup>1</sup> No traps were serviced in Zone 13 during the weeks of January 2 and January 9 due to excessive rain and muddy conditions preventing access								
<sup>2</sup> No traps were serviced in Zone 13 during the weeks of January 23 and January 30 due to pesticide applications on site								
<sup>3</sup> No traps were serviced in Zone 13 during the week of February 13 due to pesticide applications on site; no traps were serviced in Zone 13 during the week of February 20 due to excessive rain and muddy conditions preventing access								
<sup>4</sup> No traps were serviced in Zone 13 during the week of April 24 due to staffing issues								

### Zone 13 - Almond Orchard - Pheromone/PPO Baited Traps

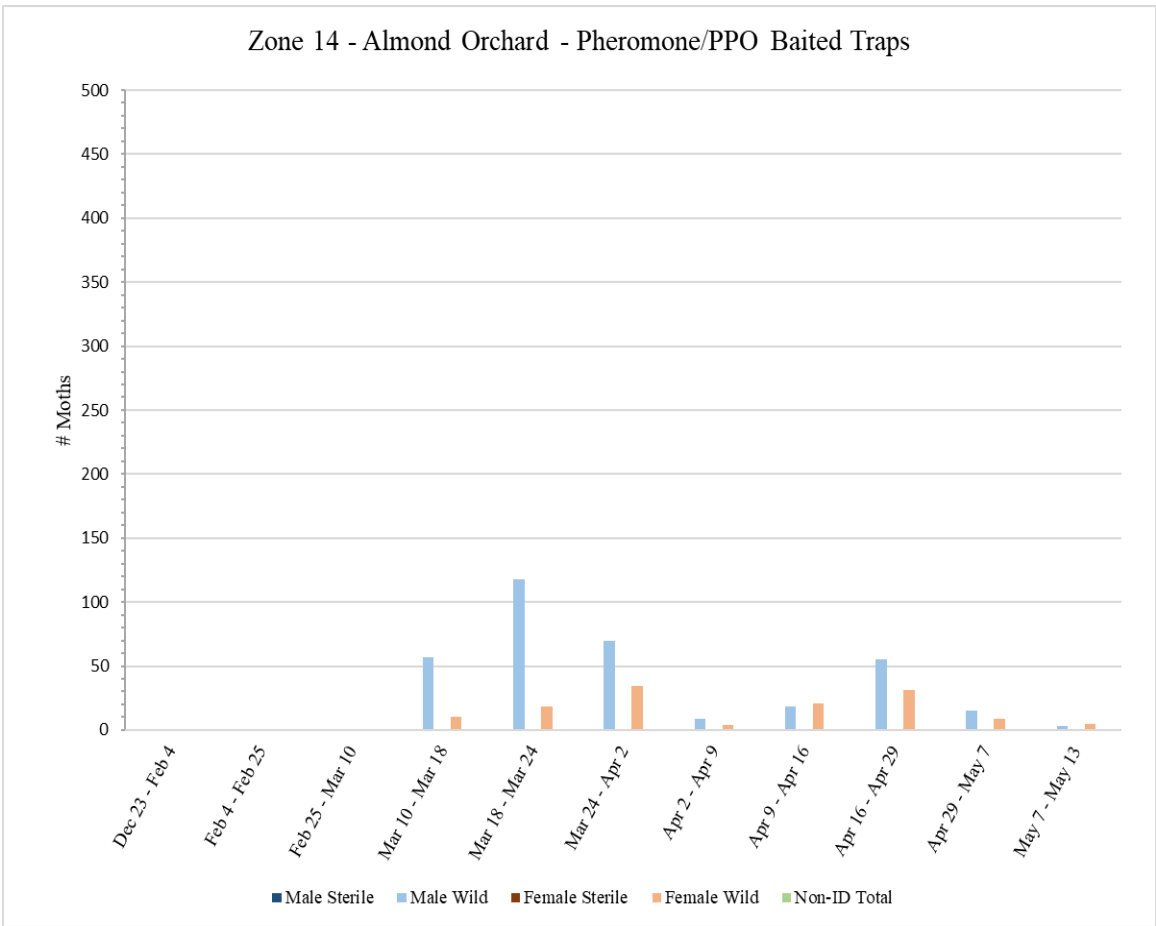


## Zone 14 – Almond Orchard

A total of 9 pheromone/PPO lure-baited traps were collected from Zone 14 on Wednesday, May 13.

Zone 14 – Almond								
Pheromone/PPO Lure Baited Traps								
Dates Traps in Field	# of Releases During Trap Period	Male Sterile	Male Wild	Male Total	Female Sterile	Female Wild	Female Total	Non-ID Total
<sup>1</sup> Dec 23 – Feb 4	0	0	0	0	0	0	0	0
<sup>2</sup> Feb 4 - Feb 25	0	0	0	0	0	0	0	0
<sup>3</sup> Feb 25 - Mar 10	0	0	0	0	0	0	0	0
<sup>4</sup> Mar 10 – Mar 18	0	0	57	57	0	10	10	0
Mar 18 – Mar 24	0	0	118	118	0	18	18	0
Mar 24 – Apr 2	0	0	70	70	0	34	34	0
Apr 2 – Apr 9	0	0	9	9	0	4	4	0
Apr 9 – Apr 16	0	0	18	18	0	21	21	0
<sup>5</sup> Apr 16 – Apr 29	0	0	55	55	0	31	31	0
Apr 29 – May 7	0	0	15	15	0	9	9	0
<b>May 7 – May 13</b>	<b>0</b>	<b>0</b>	<b>3</b>	<b>3</b>	<b>0</b>	<b>5</b>	<b>5</b>	<b>0</b>
<sup>1</sup> No traps were serviced in Zone 14 during the weeks of January 2 and January 9 due to excessive rain and muddy conditions preventing access; no traps were serviced in Zone 14 during the week of January 16 due to dense fog preventing safe travel to trap sites; no traps were serviced in Zone 14 during the weeks of January 23 and January 30 due to pesticide applications on site								
<sup>2</sup> No traps were serviced in Zone 14 during the week of February 13 due to pesticide applications on site; no traps were serviced in Zone 14 during the week of February 20 due to excessive rain and muddy conditions preventing access								
<sup>3</sup> No traps were serviced in Zone 14 during the week of March 6 due to pesticide applications on site								
<sup>4</sup> Trap number 2 not serviced in Zone 14 during the week of March 20 due to farm equipment preventing access								
<sup>5</sup> No traps were serviced in Zone 14 during the week of April 24 due to staffing issues								

### Zone 14 - Almond Orchard - Pheromone/PPO Baited Traps

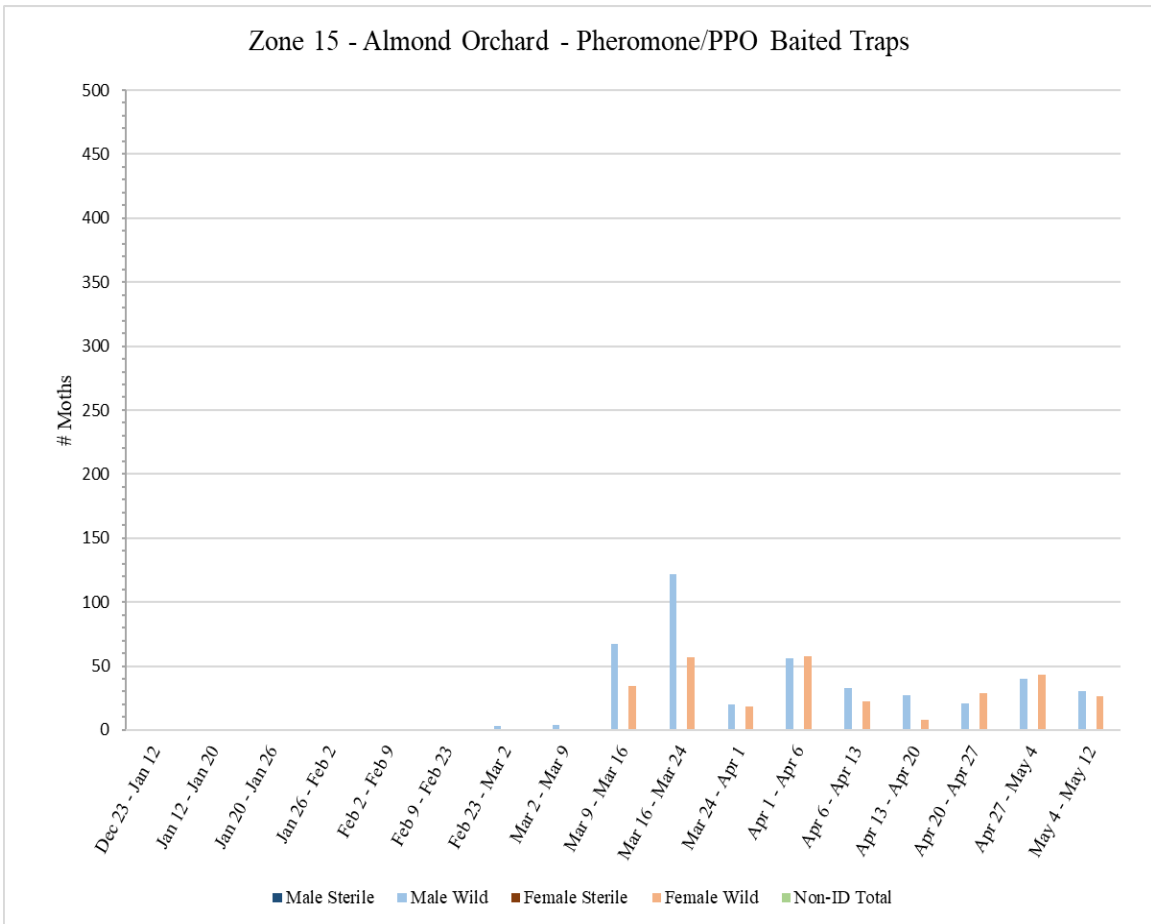


## Zone 15 – Almond Orchard

A total of 9 pheromone/PPO lure-baited traps were collected from Zone 15 on Tuesday, May 12.

<b>Zone 15 - Almond</b>								
Pheromone/PPO Lure Baited Traps								
Dates Traps in Field	# of Releases During Trap Period	Male Sterile	Male Wild	Male Total	Female Sterile	Female Wild	Female Total	Non-ID Total
<sup>1</sup> Dec 23 – Jan 12	0	0	0	0	0	0	0	0
Jan 12 – Jan 20	0	0	0	0	0	0	0	0
Jan 20 – Jan 26	0	0	0	0	0	0	0	0
Jan 26 – Feb 2	0	0	0	0	0	0	0	0
Feb 2 - Feb 9	0	0	0	0	0	0	0	0
<sup>2</sup> Feb 9 - Feb 23	0	0	0	0	0	0	0	0
Feb 23 - Mar 2	0	0	3	3	0	1	1	0
Mar 2 - Mar 9	0	0	4	4	0	1	1	0
Mar 9 – Mar 16	0	0	67	67	0	34	34	0
Mar 16 – Mar 24	0	0	122	122	0	57	57	1
<sup>3</sup> Mar 24 – Apr 1	0	0	20	20	0	18	18	0
Apr 1 – Apr 6	4	0	56	56	0	58	58	0
Apr 6 – Apr 13	7	0	33	33	0	22	22	0
Apr 13 – Apr 20	7	0	27	27	0	8	8	0
Apr 20 – Apr 27	6	0	21	21	0	29	29	0
Apr 27 – May 4	7	0	40	40	0	43	43	0
<b>May 4 – May 12</b>	<b>8</b>	<b>0</b>	<b>30</b>	<b>30</b>	<b>0</b>	<b>26</b>	<b>26</b>	<b>0</b>
<sup>1</sup> No traps were serviced in Zone 15 during the weeks of January 2 and January 9 due to excessive rain and muddy conditions preventing access								
<sup>2</sup> No traps were serviced in Zone 15 during the week of February 20 due to excessive rain and muddy conditions preventing access								
<sup>3</sup> Only trap numbers 3 and 4 were serviced in Zone 15 during the week of April 3 due to pesticide applications on site								

### Zone 15 - Almond Orchard - Pheromone/PPO Baited Traps

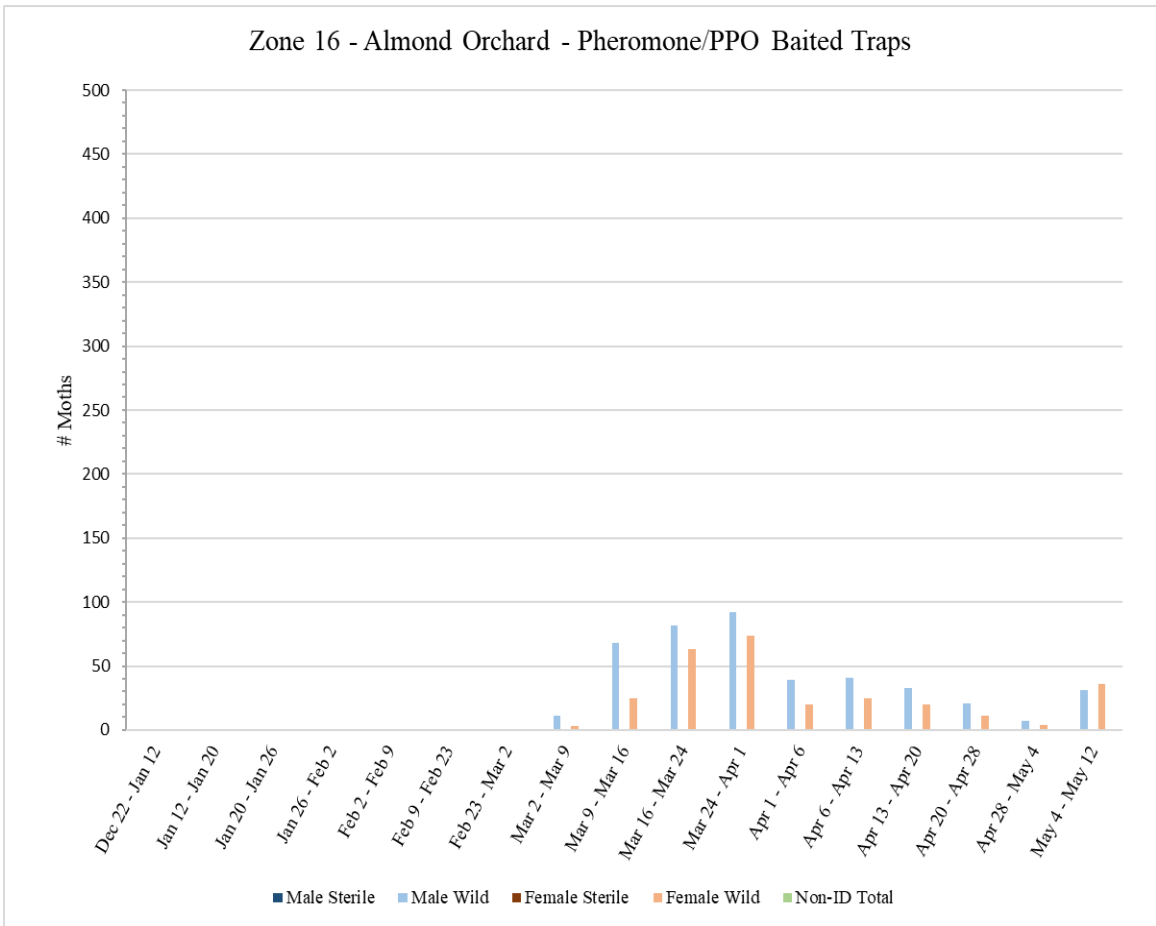


## Zone 16 – Almond Orchard

A total of 9 pheromone/PPO lure-baited traps were collected from Zone 16 on Tuesday, May 12.

<b>Zone 16 - Almond</b>								
Pheromone/PPO Lure Baited Traps								
Dates Traps in Field	# of Releases During Trap Period	Male Sterile	Male Wild	Male Total	Female Sterile	Female Wild	Female Total	Non-ID Total
<sup>1</sup> Dec 22 – Jan 12	0	0	0	0	0	0	0	0
Jan 12 – Jan 20	0	0	0	0	0	0	0	0
Jan 20 – Jan 26	0	0	0	0	0	0	0	0
Jan 26 – Feb 2	0	0	0	0	0	0	0	0
Feb 2 - Feb 9	0	0	0	0	0	0	0	0
<sup>2</sup> Feb 9 - Feb 23	0	0	0	0	0	0	0	0
Feb 23 - Mar 2	0	0	0	0	0	1	1	0
Mar 2 - Mar 9	0	0	11	11	0	3	3	0
Mar 9 – Mar 16	0	0	68	68	0	25	25	0
Mar 16 – Mar 24	0	0	82	82	0	63	63	0
Mar 24 – Apr 1	0	0	92	92	0	74	74	0
Apr 1 – Apr 6	0	0	39	39	0	20	20	0
Apr 6 – Apr 13	0	0	41	41	0	25	25	0
Apr 13 – Apr 20	0	0	33	33	0	20	20	0
Apr 20 – Apr 28	0	0	21	21	0	11	11	0
Apr 28 – May 4	0	0	7	7	0	4	4	0
<b>May 4 – May 12</b>	<b>0</b>	<b>0</b>	<b>31</b>	<b>31</b>	<b>0</b>	<b>36</b>	<b>36</b>	<b>0</b>
<sup>1</sup> No traps were serviced in Zone 16 during the weeks of January 2 and January 9 due to excessive rain and muddy conditions preventing access								
<sup>2</sup> No traps were serviced in Zone 16 during the week of February 20 due to excessive rain and muddy conditions preventing access								

### Zone 16 - Almond Orchard - Pheromone/PPO Baited Traps

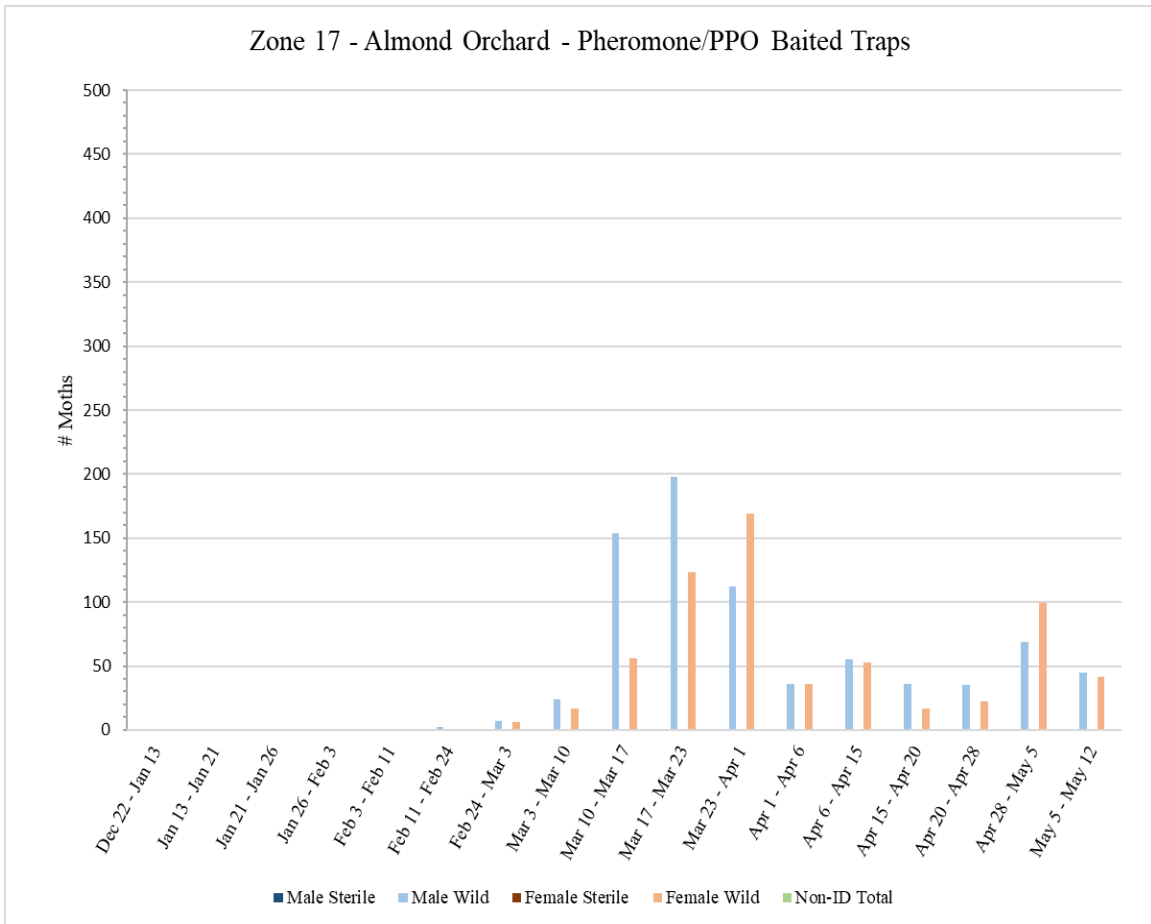


## Zone 17 – Almond Orchard

A total of 9 pheromone/PPO lure-baited traps were collected from Zone 17 on Tuesday, May 12.

<b>Zone 17 - Almond</b>								
Pheromone/PPO Lure Baited Traps								
Dates Traps in Field	# of Releases During Trap Period	Male Sterile	Male Wild	Male Total	Female Sterile	Female Wild	Female Total	Non-ID Total
<sup>1</sup> Dec 22 – Jan 13	0	0	1	1	0	0	0	0
Jan 13 – Jan 21	0	0	0	0	0	0	0	0
Jan 21 – Jan 26	0	0	0	0	0	0	0	0
Jan 26 – Feb 3	0	0	0	0	0	0	0	0
Feb 3 - Feb 11	0	0	0	0	0	0	0	0
<sup>2</sup> Feb 11 - Feb 24	0	0	2	2	0	0	0	0
Feb 24 - Mar 3	0	0	7	7	0	6	6	0
Mar 3 - Mar 10	0	0	24	24	0	17	17	0
Mar 10 – Mar 17	0	0	154	154	0	56	56	0
Mar 17 – Mar 23	0	0	198	198	0	123	123	0
Mar 23 – Apr 1	0	0	112	112	0	169	169	0
Apr 1 – Apr 6	4	0	36	36	0	36	36	0
Apr 6 – Apr 15	9	0	55	55	0	53	53	0
Apr 15 – Apr 20	5	0	36	36	0	17	17	0
Apr 20 – Apr 28	7	0	35	35	0	22	22	0
Apr 28 – May 5	7	0	69	69	0	99	99	0
<b>May 5 – May 12</b>	<b>7</b>	<b>0</b>	<b>45</b>	<b>45</b>	<b>0</b>	<b>42</b>	<b>42</b>	<b>0</b>
<sup>1</sup> No traps were serviced in Zone 17 during the weeks of January 2 and January 9 due to excessive rain and muddy conditions preventing access								
<sup>2</sup> No traps were serviced in Zone 17 during the week of February 20 due to excessive rain and muddy conditions preventing access								

### Zone 17 - Almond Orchard - Pheromone/PPO Baited Traps

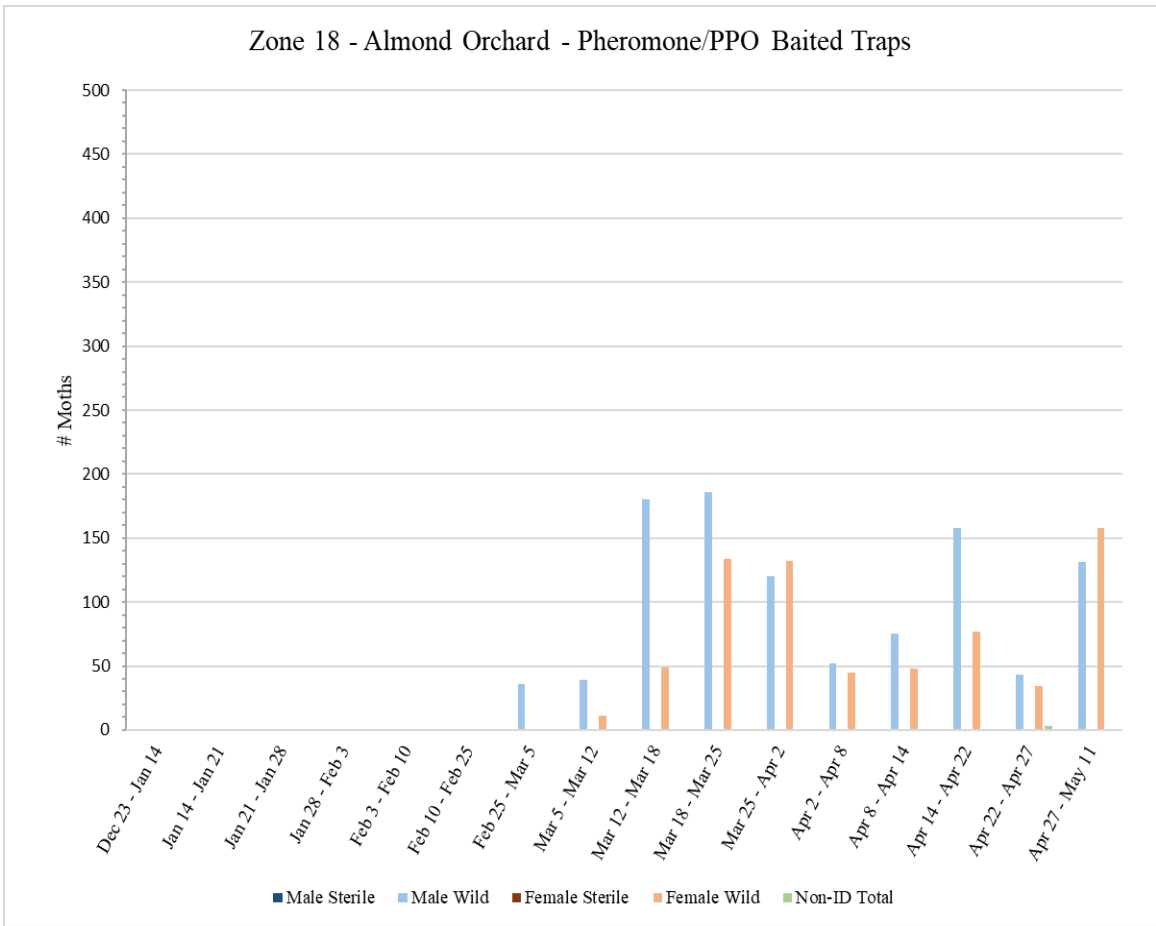


## Zone 18 – Almond Orchard

A total of 9 pheromone/PPO lure-baited traps were collected from Zone 18 on Monday, May 11.

Zone 18 - Almond								
Pheromone/PPO Lure Baited Traps								
Dates Traps in Field	# of Releases During Trap Period	Male Sterile	Male Wild	Male Total	Female Sterile	Female Wild	Female Total	Non-ID Total
<sup>1</sup> Dec 23 – Jan 14	0	0	0	0	0	0	0	0
Jan 14 – Jan 21	0	0	0	0	0	0	0	0
Jan 21 – Jan 28	0	0	0	0	0	0	0	0
Jan 28 – Feb 3	0	0	0	0	0	0	0	0
Feb 3 - Feb 10	0	0	0	0	0	0	0	0
<sup>2</sup> Feb 10 - Feb 25	0	0	0	0	0	0	0	0
Feb 25 - Mar 5	0	0	36	36	0	0	0	0
Mar 5 - Mar 12	0	0	39	39	0	11	11	0
Mar 12 – Mar 18	0	0	180	180	0	49	49	0
Mar 18 – Mar 25	0	0	186	186	0	134	134	0
Mar 25 – Apr 2	0	0	120	120	0	132	132	0
Apr 2 – Apr 8	0	0	52	52	0	45	45	0
Apr 8 – Apr 14	0	0	75	75	0	48	48	0
Apr 14 – Apr 22	0	0	158	158	0	77	77	0
Apr 22 – Apr 27	0	0	43	43	0	34	34	3
<sup>3</sup> Apr 27 – May 11	<b>0</b>	<b>0</b>	<b>131</b>	<b>131</b>	<b>0</b>	<b>158</b>	<b>158</b>	<b>0</b>
<sup>1</sup> No traps were serviced in Zone 18 during the weeks of January 2 and January 9 due to excessive rain and muddy conditions preventing access								
<sup>2</sup> No traps were serviced in Zone 18 during the week of February 20 due to excessive rain and muddy conditions preventing access								
<sup>3</sup> No traps were serviced in Zone 18 during the week of May 8 due to pesticide applications on site								

### Zone 18 - Almond Orchard - Pheromone/PPO Baited Traps

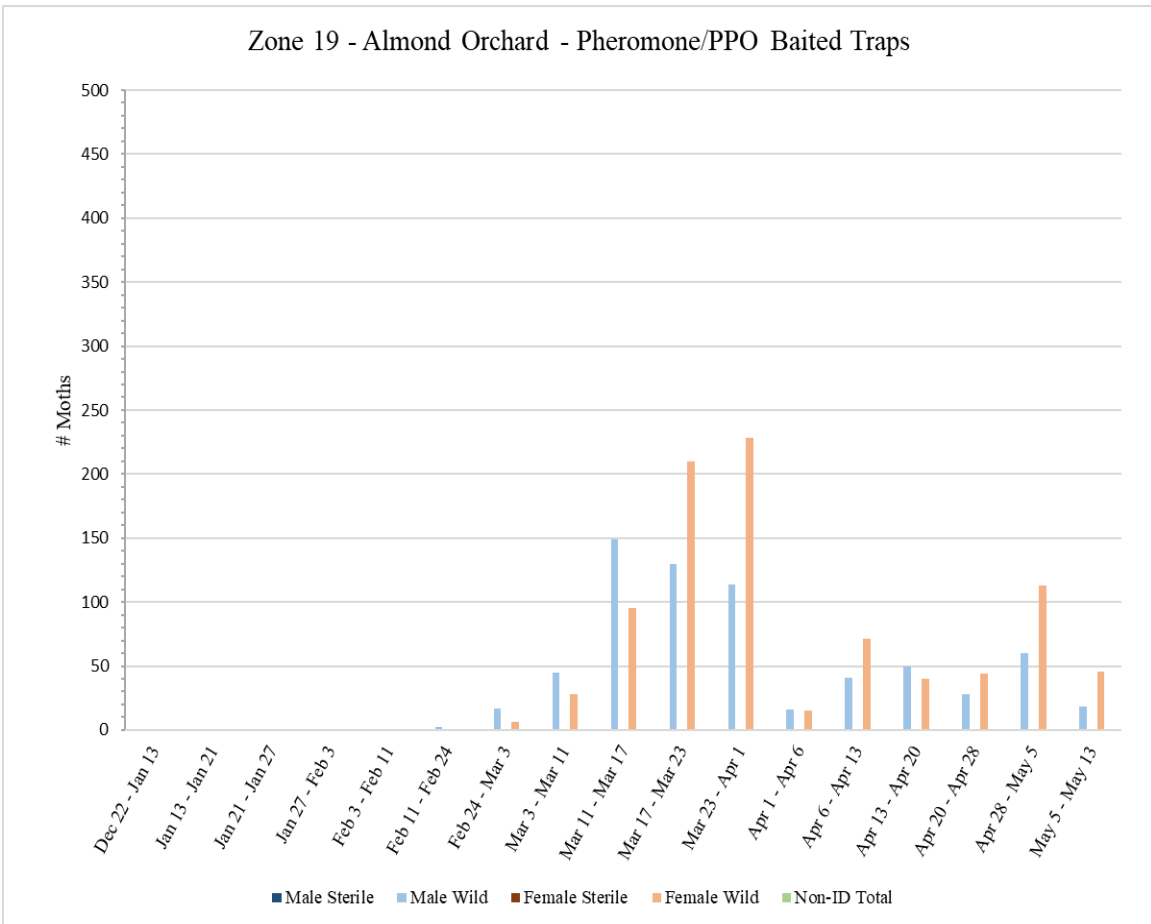


## Zone 19 – Almond Orchard

A total of 9 pheromone/PPO lure-baited traps were collected from Zone 19 on Wednesday, May 13.

Zone 19 - Almond								
Pheromone/PPO Lure Baited Traps								
Dates Traps in Field	# of Releases During Trap Period	Male Sterile	Male Wild	Male Total	Female Sterile	Female Wild	Female Total	Non-ID Total
<sup>1</sup> Dec 22 – Jan 13	0	0	0	0	0	0	0	0
Jan 13 – Jan 21	0	0	0	0	0	0	0	0
Jan 21 – Jan 27	0	0	0	0	0	0	0	0
Jan 27 – Feb 3	0	0	0	0	0	0	0	0
Feb 3 - Feb 11	0	0	1	1	0	0	0	0
<sup>2</sup> Feb 11 - Feb 24	0	0	2	2	0	0	0	0
Feb 24 - Mar 3	0	0	17	17	0	6	6	0
Mar 3 - Mar 11	0	0	45	45	0	28	28	0
Mar 11 – Mar 17	0	0	149	149	0	95	95	0
Mar 17 – Mar 23	0	0	130	130	0	210	210	0
Mar 23 – Apr 1	0	0	114	114	0	228	228	0
Apr 1 – Apr 6	0	0	16	16	0	15	15	0
Apr 6 – Apr 13	0	0	41	41	0	71	71	0
Apr 13 – Apr 20	0	0	50	50	0	40	40	0
Apr 20 – Apr 28	0	0	28	28	0	44	44	0
Apr 28 – May 5	0	0	60	60	0	113	113	0
<b>May 5 – May 13</b>	<b>0</b>	<b>0</b>	<b>18</b>	<b>18</b>	<b>0</b>	<b>46</b>	<b>46</b>	<b>0</b>
<sup>1</sup> No traps were serviced in Zone 19 during the weeks of January 2 and January 9 due to excessive rain and muddy conditions preventing access								
<sup>2</sup> No traps were serviced in Zone 19 during the week of February 20 due to excessive rain and muddy conditions preventing access								

### Zone 19 - Almond Orchard - Pheromone/PPO Baited Traps

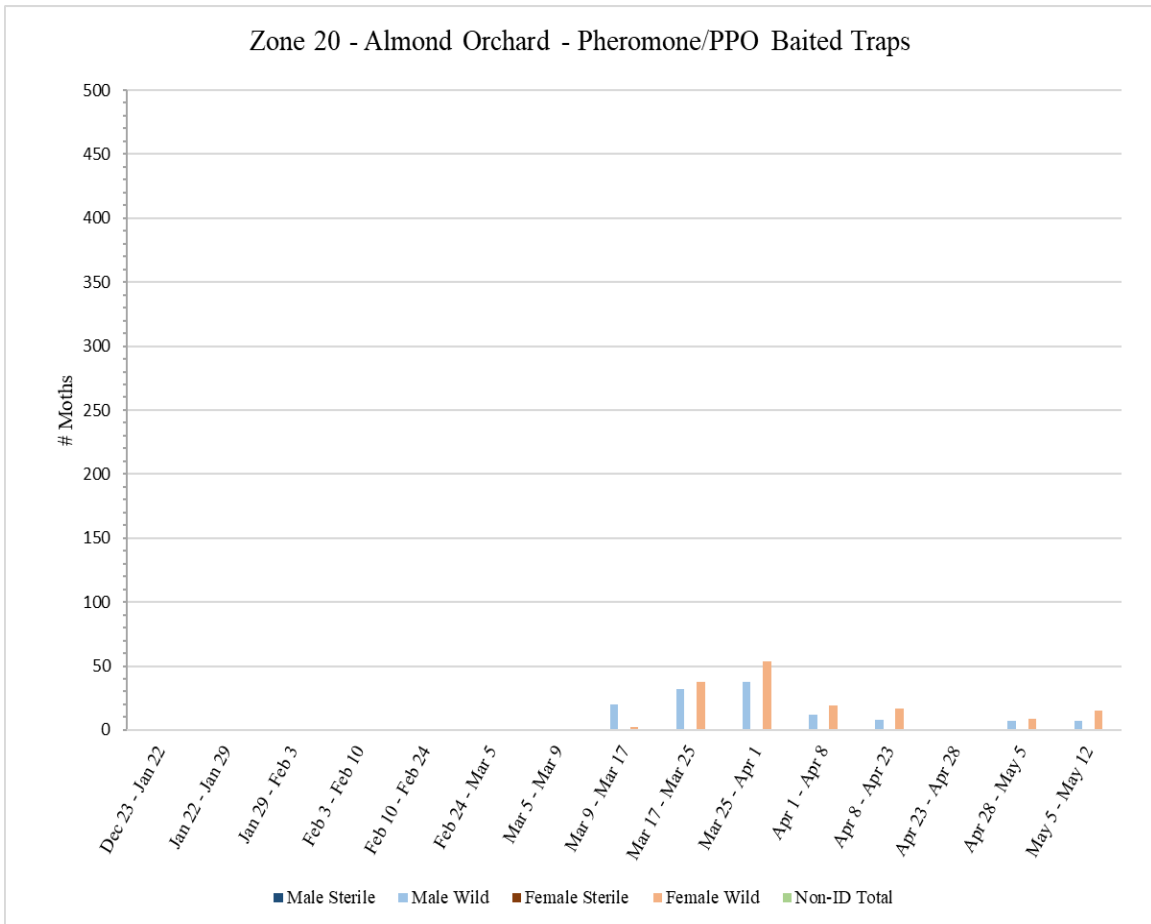


## Zone 20 – Almond Orchard

A total of 9 pheromone/PPO lure-baited traps were collected from Zone 20 on Tuesday, May 12.

Zone 20 - Almond								
Pheromone/PPO Lure Baited Traps								
Dates Traps in Field	# of Releases During Trap Period	Male Sterile	Male Wild	Male Total	Female Sterile	Female Wild	Female Total	Non-ID Total
<sup>1</sup> Dec 23 – Jan 22	0	0	0	0	0	0	0	0
Jan 22 – Jan 29	0	0	0	0	0	0	0	0
Jan 29 – Feb 3	0	0	0	0	0	0	0	0
Feb 3 - Feb 10	0	0	0	0	0	0	0	0
<sup>2</sup> Feb 10 - Feb 24	0	0	0	0	0	0	0	0
Feb 24 - Mar 5	0	0	0	0	0	0	0	0
Mar 5 - Mar 9	0	0	0	0	0	0	0	0
Mar 9 – Mar 17	0	0	20	20	0	2	2	0
Mar 17 – Mar 25	0	0	32	32	0	38	38	0
Mar 25 – Apr 1	0	0	38	38	0	54	54	0
Apr 1 – Apr 8	6	0	12	12	0	19	19	0
<sup>3</sup> Apr 8 – Apr 23	14	0	8	8	0	17	17	0
Apr 23 – Apr 28	6	0	0	0	0	0	0	0
Apr 28 – May 5	7	0	7	7	0	9	9	0
<b>May 5 – May 12</b>	<b>7</b>	<b>0</b>	<b>7</b>	<b>7</b>	<b>1</b>	<b>15</b>	<b>16</b>	<b>0</b>
<sup>1</sup> No traps were serviced in Zone 20 during the weeks of January 2 and January 9 due to excessive rain and muddy conditions preventing access; no traps were serviced in Zone 20 during the week of January 16 due to pesticide applications on site; trap numbers 4-9 not serviced during the week of January 23 due to pesticide applications on site								
<sup>2</sup> No traps were serviced in Zone 20 during the week of February 20 due to excessive rain and muddy conditions preventing access								
<sup>3</sup> No traps were serviced in Zone 20 during the week of April 17 due to pesticide applications on site								

### Zone 20 - Almond Orchard - Pheromone/PPO Baited Traps

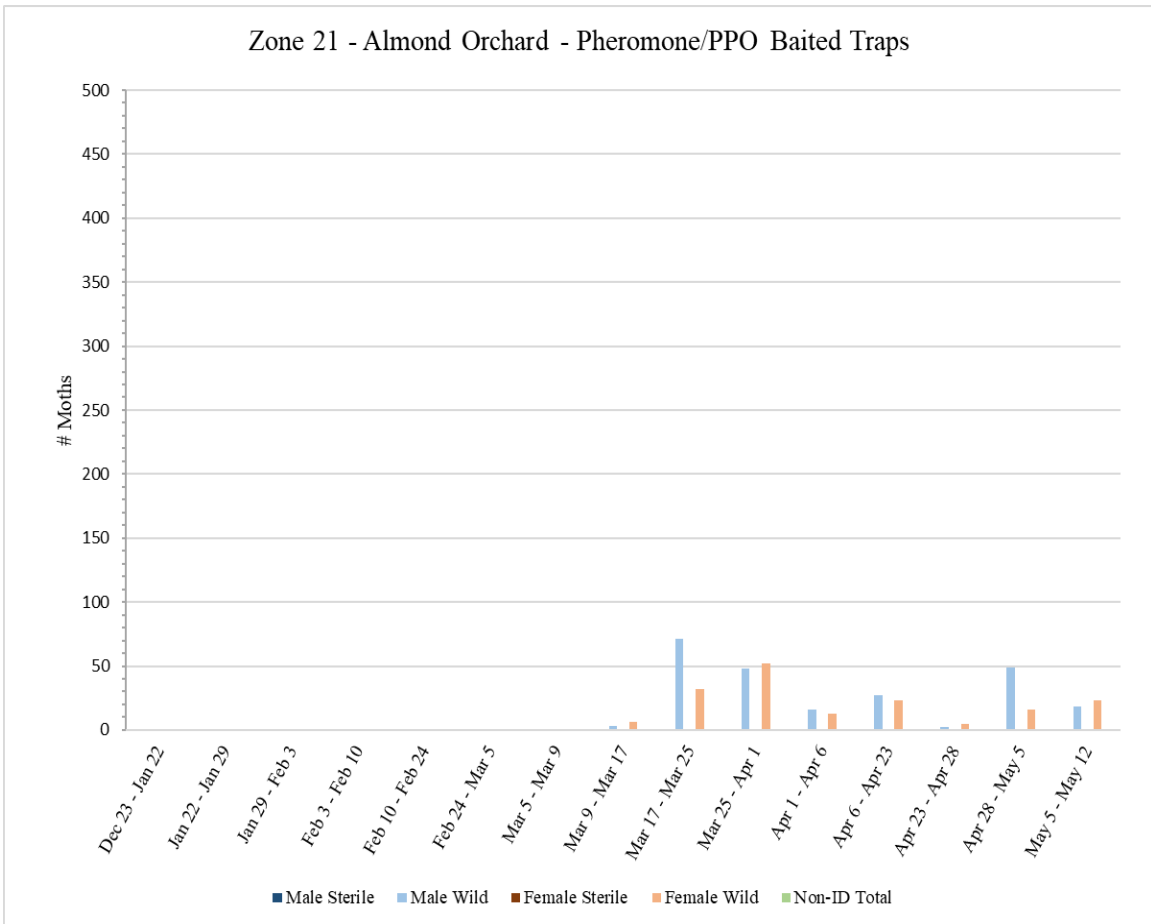


## Zone 21 – Almond Orchard

A total of 9 pheromone/PPO lure-baited traps were collected from Zone 21 on Tuesday, May 12.

Zone 21 - Almond								
Pheromone/PPO Lure Baited Traps								
Dates Traps in Field	# of Releases During Trap Period	Male Sterile	Male Wild	Male Total	Female Sterile	Female Wild	Female Total	Non-ID Total
<sup>1</sup> Dec 23 – Jan 22	0	0	0	0	0	0	0	0
Jan 22 – Jan 29	0	0	0	0	0	0	0	0
Jan 29 – Feb 3	0	0	0	0	0	0	0	0
Feb 3 - Feb 10	0	0	0	0	0	0	0	0
<sup>2</sup> Feb 10 - Feb 24	0	0	0	0	0	0	0	0
Feb 24 - Mar 5	0	0	0	0	0	0	0	0
Mar 5 - Mar 9	0	0	0	0	0	0	0	0
Mar 9 – Mar 17	0	0	3	3	0	6	6	0
Mar 17 – Mar 25	0	0	71	71	0	32	32	0
Mar 25 – Apr 1	0	0	48	48	0	52	52	0
Apr 1 – Apr 6	0	0	16	16	0	13	13	0
<sup>3</sup> Apr 6 – Apr 23	0	0	27	27	0	23	23	0
Apr 23 – Apr 28	0	0	2	2	0	5	5	0
Apr 28 – May 5	0	0	49	49	0	16	16	0
<b>May 5 – May 12</b>	<b>0</b>	<b>0</b>	<b>18</b>	<b>18</b>	<b>0</b>	<b>23</b>	<b>23</b>	<b>0</b>
<sup>1</sup> No traps were serviced in Zone 21 during the weeks of January 2 and January 9 due to excessive rain and muddy conditions preventing access; no traps were serviced in Zone 21 during the week of January 16 due to pesticide applications on site								
<sup>2</sup> No traps were serviced in Zone 21 during the week of February 20 due to excessive rain and muddy conditions preventing access								
<sup>3</sup> No traps were serviced in Zone 21 during the week of April 17 due to pesticide applications on site								

### Zone 21 - Almond Orchard - Pheromone/PPO Baited Traps

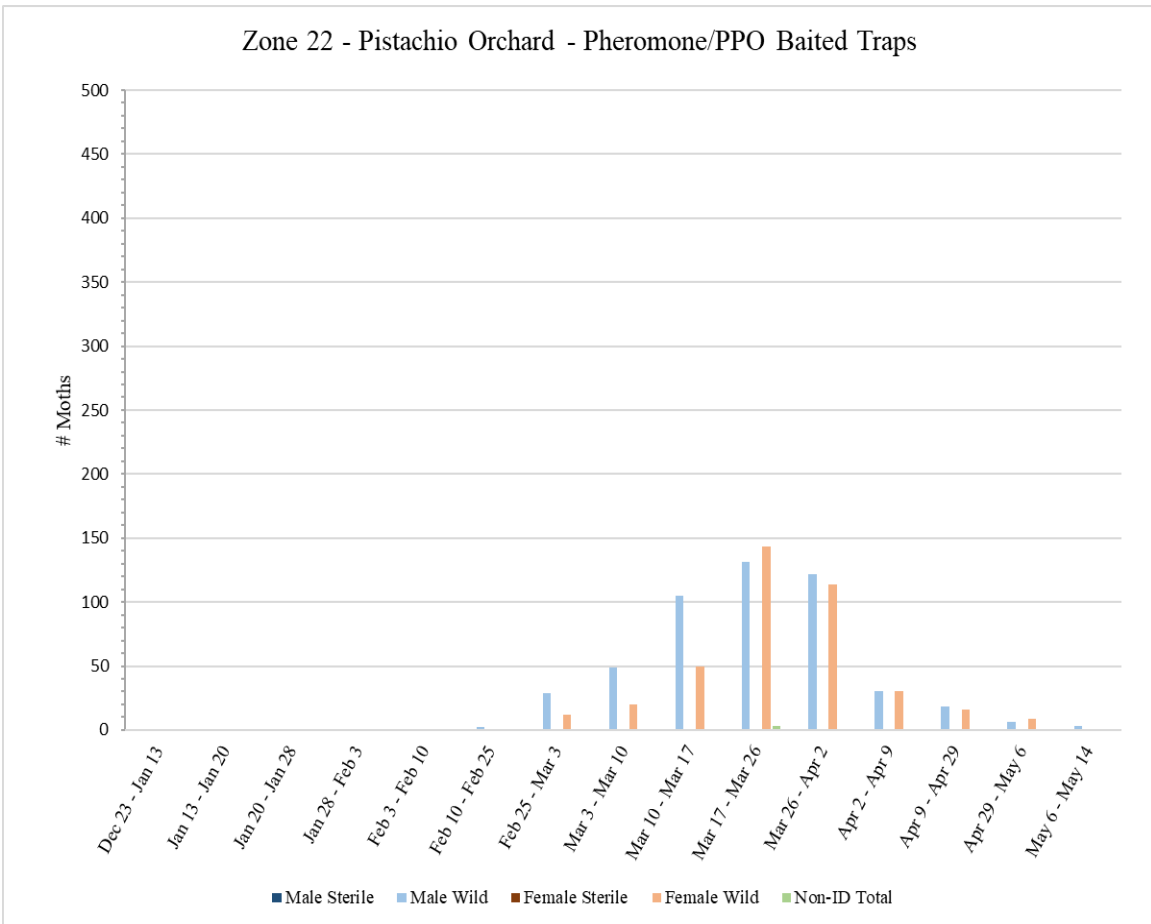


## Zone 22 – Pistachio Orchard

A total of 9 pheromone/PPO lure-baited traps were collected from Zone 22 on Thursday, May 14.

Zone 22 - Pistachio								
Pheromone/PPO Lure Baited Traps								
Dates Traps in Field	# of Releases During Trap Period	Male Sterile	Male Wild	Male Total	Female Sterile	Female Wild	Female Total	Non-ID Total
<sup>1</sup> Dec 23 – Jan 13	0	0	0	0	0	0	0	0
Jan 13 – Jan 20	0	0	0	0	0	0	0	0
Jan 20 – Jan 28	0	0	0	0	0	0	0	0
Jan 28 – Feb 3	0	0	0	0	0	0	0	0
Feb 3 - Feb 10	0	0	0	0	0	0	0	0
<sup>2</sup> Feb 10 - Feb 25	0	0	2	2	0	0	0	0
Feb 25 - Mar 3	0	0	29	29	0	12	12	0
Mar 3 - Mar 10	0	0	49	49	0	20	20	0
Mar 10 – Mar 17	0	0	105	105	0	50	50	0
Mar 17 – Mar 26	0	0	131	131	0	143	143	3
Mar 26 – Apr 2	0	0	122	122	0	114	114	0
Apr 2 – Apr 9	0	0	30	30	0	30	30	0
<sup>3</sup> Apr 9 – Apr 29	0	0	18	18	0	16	16	0
Apr 29 – May 6	0	0	6	6	0	9	9	0
<b>May 6 – May 14</b>	<b>0</b>	<b>0</b>	<b>3</b>	<b>3</b>	<b>0</b>	<b>0</b>	<b>0</b>	<b>0</b>
<sup>1</sup> No traps were serviced in Zone 22 during the weeks of January 2 and January 9 due to excessive rain and muddy conditions preventing access								
<sup>2</sup> No traps were serviced in Zone 22 during the week of February 20 due to excessive rain and muddy conditions preventing access								
<sup>3</sup> No traps were serviced in Zone 22 during the weeks of April 17 and April 24 due to pesticide applications on site								

### Zone 22 - Pistachio Orchard - Pheromone/PPO Baited Traps

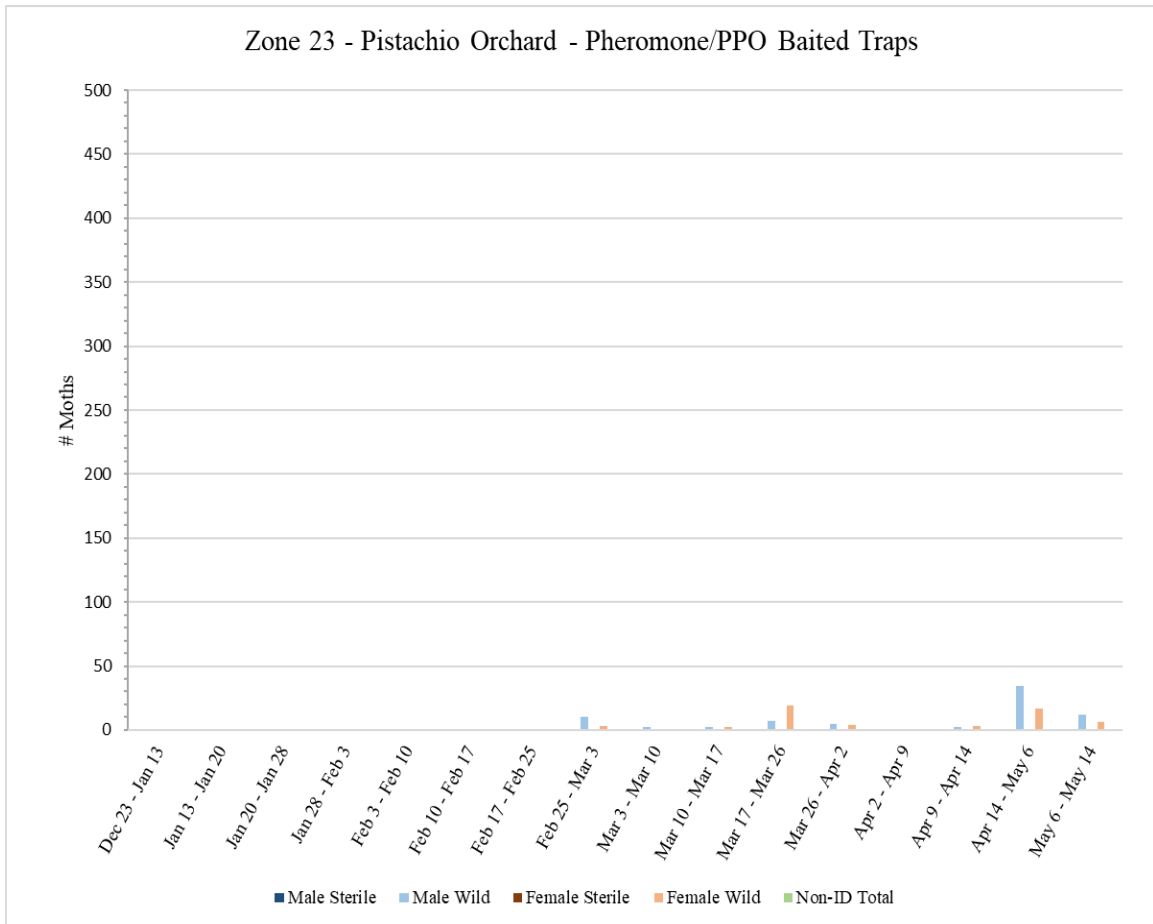


## Zone 23 – Pistachio Orchard

A total of 9 pheromone/PPO lure-baited traps were collected from Zone 23 on Thursday, May 14.

<b>Zone 23 - Pistachio</b>								
Pheromone/PPO Lure Baited Traps								
Dates Traps in Field	# of Releases During Trap Period	Male Sterile	Male Wild	Male Total	Female Sterile	Female Wild	Female Total	Non-ID Total
<sup>1</sup> Dec 23 – Jan 13	0	0	0	0	0	0	0	0
Jan 13 – Jan 20	0	0	0	0	0	0	0	0
Jan 20 – Jan 28	0	0	0	0	0	0	0	0
Jan 28 – Feb 3	0	0	0	0	0	0	0	0
Feb 3 - Feb 10	0	0	0	0	0	0	0	0
Feb 10 - Feb 17	0	0	0	0	0	0	0	0
Feb 17 - Feb 25	0	0	0	0	0	0	0	0
Feb 25 - Mar 3	0	0	10	10	0	3	3	0
Mar 3 - Mar 10	0	0	2	2	0	1	1	0
Mar 10 – Mar 17	0	0	2	2	0	2	2	0
Mar 17 – Mar 26	0	0	7	7	0	19	19	0
Mar 26 – Apr 2	0	0	5	5	0	4	4	0
Apr 2 – Apr 9	0	0	0	0	0	0	0	0
Apr 9 – Apr 14	0	0	2	2	0	3	3	0
<sup>2</sup> Apr 14 – May 6	0	0	34	34	0	17	17	0
<b>May 6 – May 14</b>	<b>0</b>	<b>0</b>	<b>12</b>	<b>12</b>	<b>0</b>	<b>6</b>	<b>6</b>	<b>0</b>
<sup>1</sup> No traps were serviced in Zone 23 during the weeks of January 2 and January 9 due to excessive rain and muddy conditions preventing access								
<sup>2</sup> No traps were serviced in Zone 23 during the week of April 24 due to staffing issues; no traps were serviced in Zone 23 during the week of May 1 due to pesticide applications on site								

### Zone 23 - Pistachio Orchard - Pheromone/PPO Baited Traps

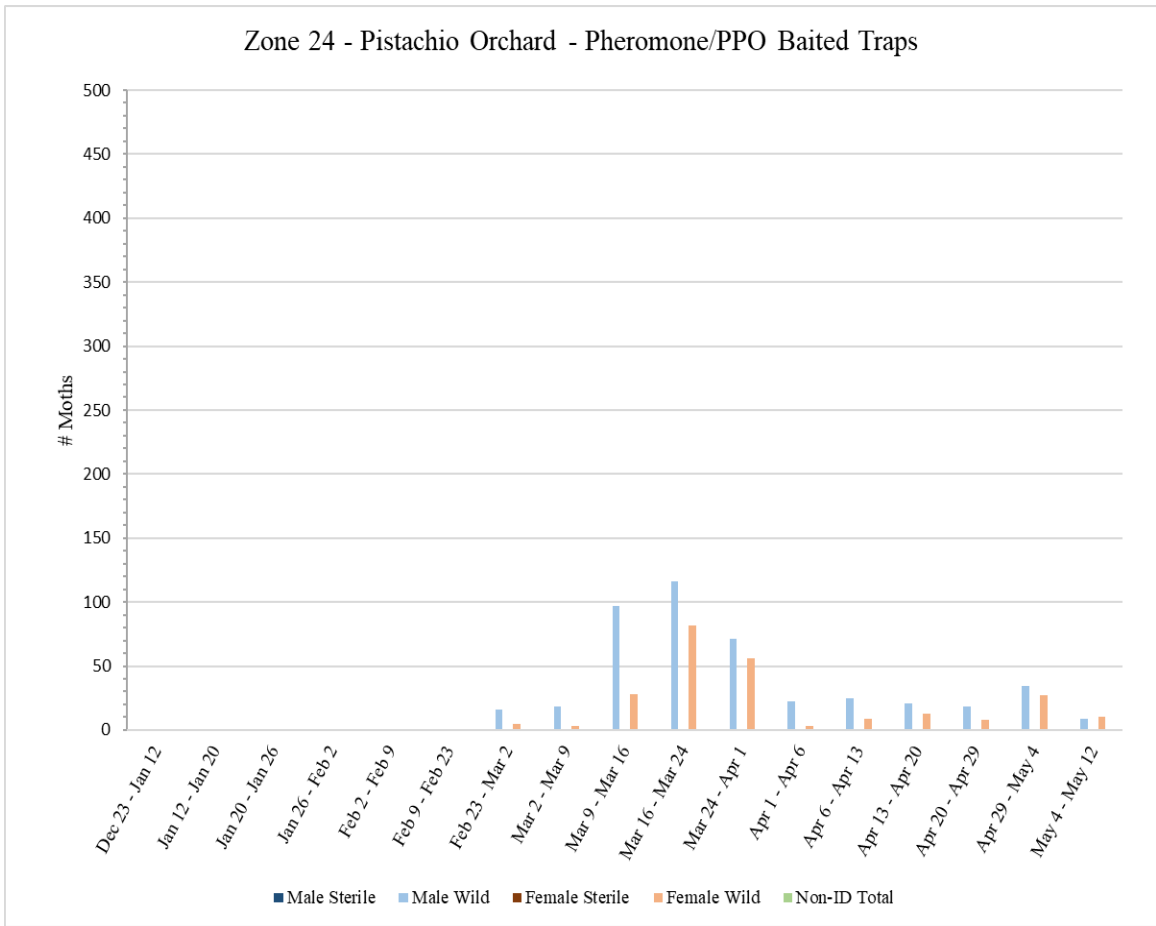


## Zone 24 – Pistachio Orchard

A total of 9 pheromone/PPO lure-baited traps were collected from Zone 24 on Tuesday, May 12.

<b>Zone 24 - Pistachio</b>								
Pheromone/PPO Lure Baited Traps								
Dates Traps in Field	# of Releases During Trap Period	Male Sterile	Male Wild	Male Total	Female Sterile	Female Wild	Female Total	Non-ID Total
<sup>1</sup> Dec 23 – Jan 12	0	0	0	0	0	0	0	0
Jan 12 – Jan 20	0	0	0	0	0	0	0	0
Jan 20 – Jan 26	0	0	0	0	0	0	0	0
Jan 26 – Feb 2	0	0	0	0	0	0	0	0
Feb 2 - Feb 9	0	0	0	0	0	0	0	0
<sup>2</sup> Feb 9 - Feb 23	0	0	0	0	0	0	0	0
Feb 23 - Mar 2	0	0	16	16	0	5	5	0
Mar 2 - Mar 9	0	0	18	18	0	3	3	0
Mar 9 – Mar 16	0	0	97	97	0	28	28	0
Mar 16 – Mar 24	0	0	116	116	0	82	82	0
Mar 24 – Apr 1	0	0	71	71	0	56	56	0
Apr 1 – Apr 6	0	0	22	22	0	3	3	0
Apr 6 – Apr 13	0	0	25	25	0	9	9	0
Apr 13 – Apr 20	0	0	21	21	0	13	13	0
Apr 20 – Apr 29	0	0	18	18	0	8	8	0
Apr 29 – May 4	0	0	34	34	0	27	27	0
<b>May 4 – May 12</b>	<b>0</b>	<b>0</b>	<b>9</b>	<b>9</b>	<b>0</b>	<b>10</b>	<b>10</b>	<b>0</b>
<sup>1</sup> No traps were serviced in Zone 24 during the weeks of January 2 and January 9 due to excessive rain and muddy conditions preventing access								
<sup>2</sup> No traps were serviced in Zone 24 during the week of February 20 due to excessive rain and muddy conditions preventing access								

### Zone 24 - Pistachio Orchard - Pheromone/PPO Baited Traps

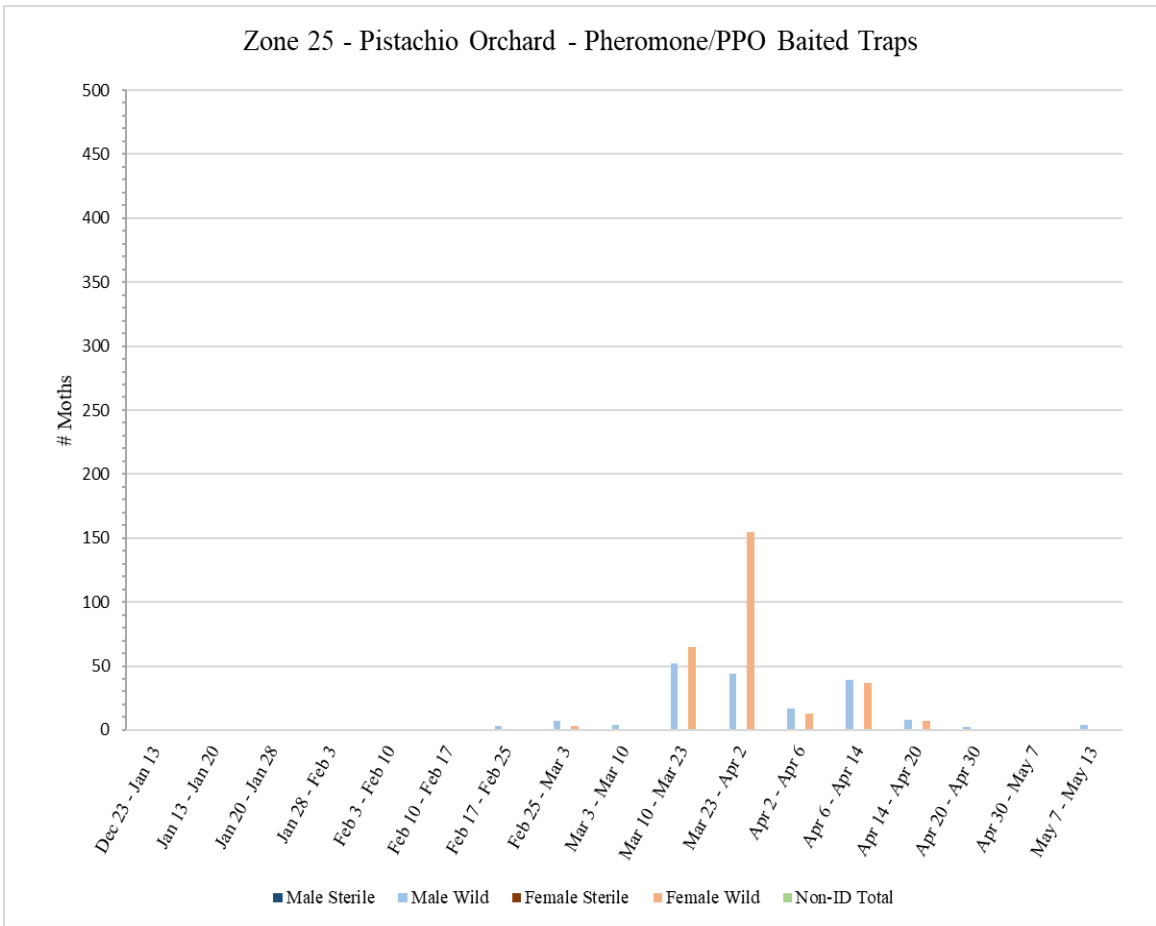


## Zone 25 – Pistachio Orchard

A total of 9 pheromone/PPO lure-baited traps were collected from Zone 25 on Wednesday, May 13.

<b>Zone 25 - Pistachio</b>								
Pheromone/PPO Lure Baited Traps								
Dates Traps in Field	# of Releases During Trap Period	Male Sterile	Male Wild	Male Total	Female Sterile	Female Wild	Female Total	Non-ID Total
<sup>1</sup> Dec 23 – Jan 13	0	0	0	0	0	0	0	0
Jan 13 – Jan 20	0	0	0	0	0	0	0	0
Jan 20 – Jan 28	0	0	0	0	0	0	0	0
Jan 28 – Feb 3	0	0	0	0	0	0	0	0
Feb 3 - Feb 10	0	0	0	0	0	0	0	0
Feb 10 - Feb 17	0	0	0	0	0	0	0	0
Feb 17 - Feb 25	0	0	3	3	0	0	0	0
Feb 25 - Mar 3	0	0	7	7	0	3	3	0
Mar 3 - Mar 10	0	0	4	4	0	0	0	0
<sup>2</sup> Mar 10 – Mar 23	0	0	52	52	0	65	65	0
Mar 23 – Apr 2	0	0	44	44	0	155	155	0
Apr 2 – Apr 6	0	0	17	17	0	13	13	0
Apr 6 – Apr 14	0	0	39	39	0	37	37	0
Apr 14 – Apr 20	0	0	8	8	0	7	7	0
Apr 20 – Apr 30	0	0	2	2	0	1	1	0
Apr 30 – May 7	0	0	0	0	0	1	1	0
<b>May 7 – May 13</b>	<b>0</b>	<b>0</b>	<b>4</b>	<b>4</b>	<b>0</b>	<b>1</b>	<b>1</b>	<b>0</b>
<sup>1</sup> No traps were serviced in Zone 25 during the weeks of January 2 and January 9 due to excessive rain and muddy conditions preventing access								
<sup>2</sup> No traps were serviced in Zone 25 during the week of March 20 due to pesticide applications on site								

### Zone 25 - Pistachio Orchard - Pheromone/PPO Baited Traps

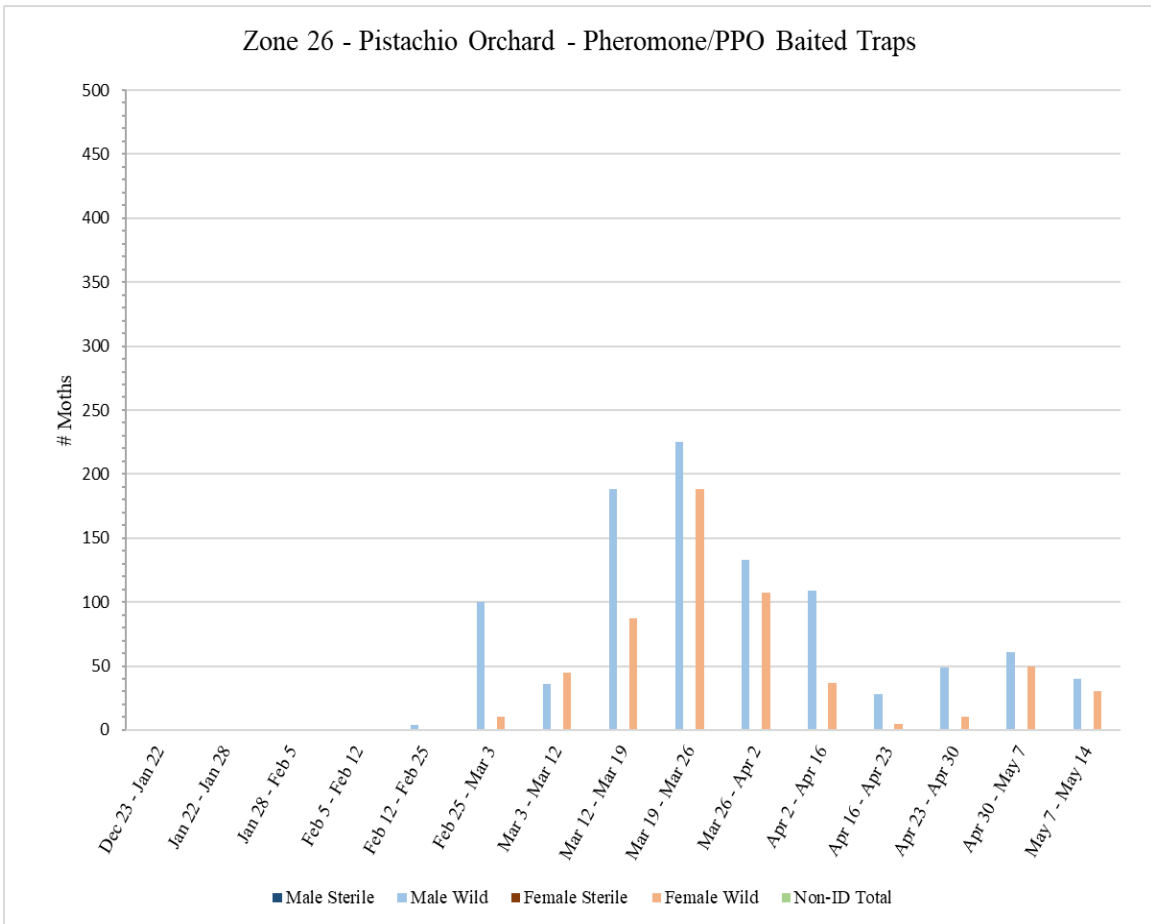


## Zone 26 – Pistachio Orchard

A total of 9 pheromone/PPO lure-baited traps were collected from Zone 26 on Thursday, May 14.

<b>Zone 26 - Pistachio</b>								
Pheromone/PPO Lure Baited Traps								
Dates Traps in Field	# of Releases During Trap Period	Male Sterile	Male Wild	Male Total	Female Sterile	Female Wild	Female Total	Non-ID Total
<sup>1</sup> Dec 23 – Jan 22	0	0	0	0	0	0	0	0
Jan 22 – Jan 28	0	0	0	0	0	0	0	0
Jan 28 – Feb 5	0	0	0	0	0	0	0	0
Feb 5 - Feb 12	0	0	0	0	0	0	0	0
<sup>2</sup> Feb 12 - Feb 25	0	0	4	4	0	0	0	0
Feb 25 - Mar 3	0	0	100	100	0	10	10	0
Mar 3 - Mar 12	0	0	36	36	0	45	45	0
Mar 12 – Mar 19	0	0	188	188	0	87	87	0
Mar 19 – Mar 26	0	0	225	225	0	188	188	0
Mar 26 – Apr 2	0	0	133	133	0	107	107	0
<sup>3</sup> Apr 2 – Apr 16	0	0	109	109	0	37	37	1
Apr 16 – Apr 23	0	0	28	28	0	5	5	0
Apr 23 – Apr 30	0	0	49	49	0	10	10	0
Apr 30 – May 7	0	0	61	61	0	50	50	0
<b>May 7 – May 14</b>	<b>0</b>	<b>0</b>	<b>40</b>	<b>40</b>	<b>0</b>	<b>30</b>	<b>30</b>	<b>0</b>
<sup>1</sup> No traps were serviced in Zone 26 during the weeks of January 2 and January 9 due to excessive rain and muddy conditions preventing access; no traps were serviced in Zone 26 during the week of January 16 due to dense fog preventing safe travel to trap sites								
<sup>2</sup> No traps were serviced in Zone 26 during the week of February 20 due to excessive rain and muddy conditions preventing access; trap number 5 not serviced in Zone 26 during the week of February 27 due to excessive rain and muddy conditions preventing access								
<sup>3</sup> No traps were serviced in Zone 26 during the week of April 10 due to pesticide applications on site								

### Zone 26 - Pistachio Orchard - Pheromone/PPO Baited Traps

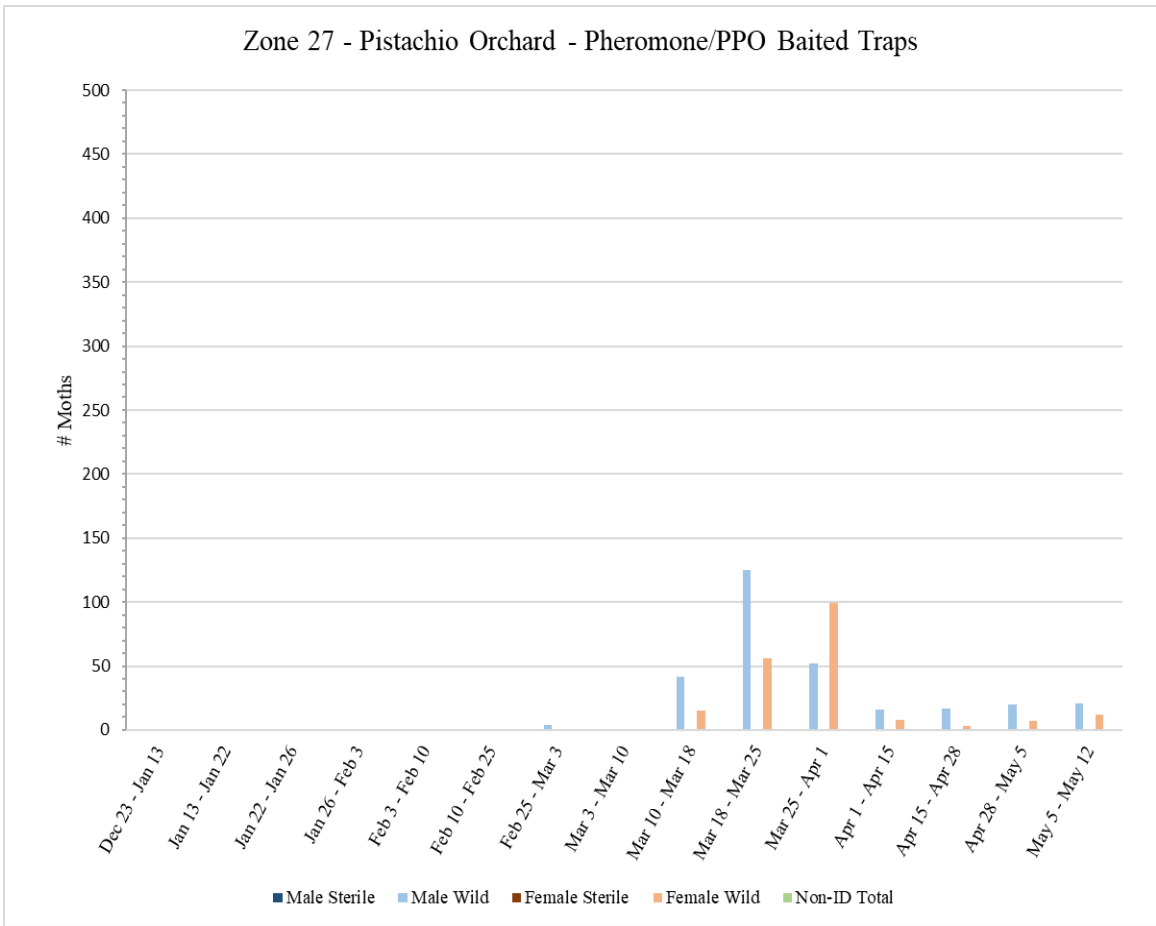


## Zone 27 – Pistachio Orchard

A total of 9 pheromone/PPO lure-baited traps were collected from Zone 27 on Tuesday, May 12.

<b>Zone 27 - Pistachio</b>								
Pheromone/PPO Lure Baited Traps								
Dates Traps in Field	# of Releases During Trap Period	Male Sterile	Male Wild	Male Total	Female Sterile	Female Wild	Female Total	Non-ID Total
<sup>1</sup> Dec 23 – Jan 13	0	0	0	0	0	0	0	0
Jan 13 – Jan 22	0	0	0	0	0	0	0	0
Jan 22 – Jan 26	0	0	0	0	0	0	0	0
Jan 26 – Feb 3	0	0	0	0	0	0	0	0
Feb 3 - Feb 10	0	0	0	0	0	0	0	0
<sup>2</sup> Feb 10 - Feb 25	0	0	0	0	0	0	0	0
Feb 25 - Mar 3	0	0	4	4	0	1	1	0
Mar 3 - Mar 10	0	0	0	0	0	0	0	0
Mar 10 – Mar 18	0	0	42	42	0	15	15	0
Mar 18 – Mar 25	0	0	125	125	0	56	56	0
Mar 25 – Apr 1	0	0	52	52	0	99	99	0
<sup>3</sup> Apr 1 – Apr 15	0	0	16	16	0	8	8	0
<sup>4</sup> Apr 15 – Apr 28	0	0	17	17	0	3	3	0
Apr 28 – May 5	0	0	20	20	0	7	7	0
<b>May 5 – May 12</b>	<b>0</b>	<b>0</b>	<b>21</b>	<b>21</b>	<b>0</b>	<b>12</b>	<b>12</b>	<b>0</b>
<sup>1</sup> No traps were serviced in Zone 27 during the weeks of January 2 and January 9 due to excessive rain and muddy conditions preventing access								
<sup>2</sup> No traps were serviced in Zone 27 during the week of February 20 due to excessive rain and muddy conditions preventing access								
<sup>3</sup> No traps were serviced in Zone 27 during the week of April 10 due to pesticide applications on site								
<sup>4</sup> No traps were serviced in Zone 27 during the week of April 24 due to pesticide applications on site								

### Zone 27 - Pistachio Orchard - Pheromone/PPO Baited Traps

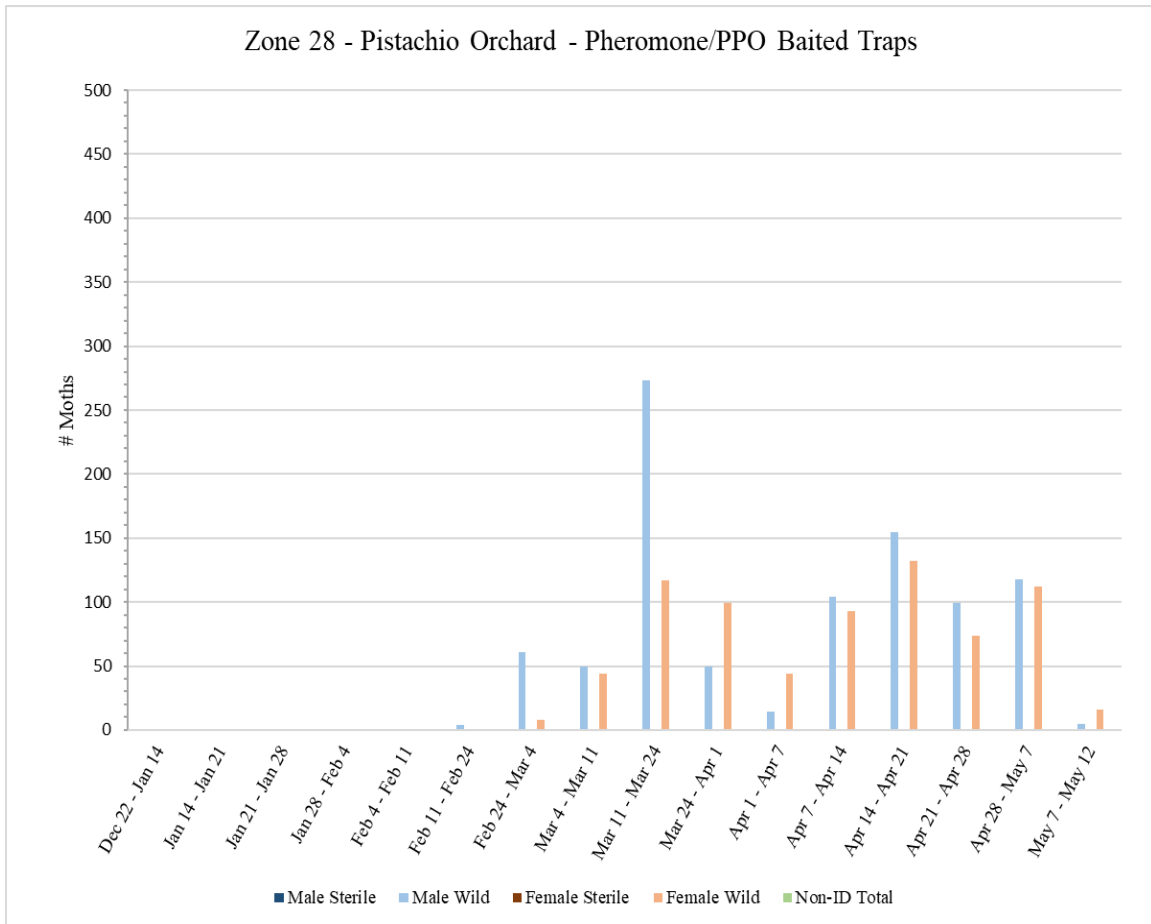


## Zone 28 – Pistachio Orchard

A total of 9 pheromone/PPO lure-baited traps were collected from Zone 28 on Tuesday, May 12.

Zone 28 - Pistachio								
Pheromone/PPO Lure Baited Traps								
Dates Traps in Field	# of Releases During Trap Period	Male Sterile	Male Wild	Male Total	Female Sterile	Female Wild	Female Total	Non-ID Total
<sup>1</sup> Dec 22 – Jan 14	0	0	0	0	0	0	0	0
<sup>2</sup> Jan 14 – Jan 21	0	0	0	0	0	0	0	0
Jan 21 – Jan 28	0	0	0	0	0	0	0	0
Jan 28 – Feb 4	0	0	0	0	0	0	0	0
<sup>3</sup> Feb 4 - Feb 11	0	0	0	0	0	0	0	0
<sup>4</sup> Feb 11 - Feb 24	0	0	4	4	0	1	1	0
Feb 24 - Mar 4	0	0	61	61	0	8	8	0
Mar 4 - Mar 11	0	0	50	50	0	44	44	0
<sup>5</sup> Mar 11 – Mar 24	0	0	273	273	0	117	117	0
Mar 24 – Apr 1	0	0	50	50	0	99	99	0
Apr 1 – Apr 7	0	0	14	14	0	44	44	0
Apr 7 – Apr 14	0	0	104	104	0	93	93	1
Apr 14 – Apr 21	0	0	155	155	0	132	132	0
Apr 21 – Apr 28	0	0	99	99	0	74	74	0
Apr 28 – May 7	0	0	118	118	0	112	112	0
<b>May 7 – May 12</b>	<b>0</b>	<b>0</b>	<b>5</b>	<b>5</b>	<b>0</b>	<b>16</b>	<b>16</b>	<b>0</b>
<sup>1</sup> No traps were serviced in Zone 28 during the weeks of January 2 and January 9 due to excessive rain and muddy conditions preventing access; trap numbers 5 and 6 not serviced in Zone 28 during the week of January 16 due to farm equipment and livestock preventing access								
<sup>2</sup> Trap number 5 not serviced in Zone 28 during the week of January 23 due to farm equipment and livestock preventing access								
<sup>3</sup> Trap number 9 not serviced in Zone 28 during the week of February 13 due to farm equipment and livestock preventing access								
<sup>4</sup> No traps were serviced in Zone 28 during the week of February 20 due to excessive rain and muddy conditions preventing access								
<sup>5</sup> No traps were serviced in Zone 28 during the week of March 20 due to pesticide applications on site								

### Zone 28 - Pistachio Orchard - Pheromone/PPO Baited Traps

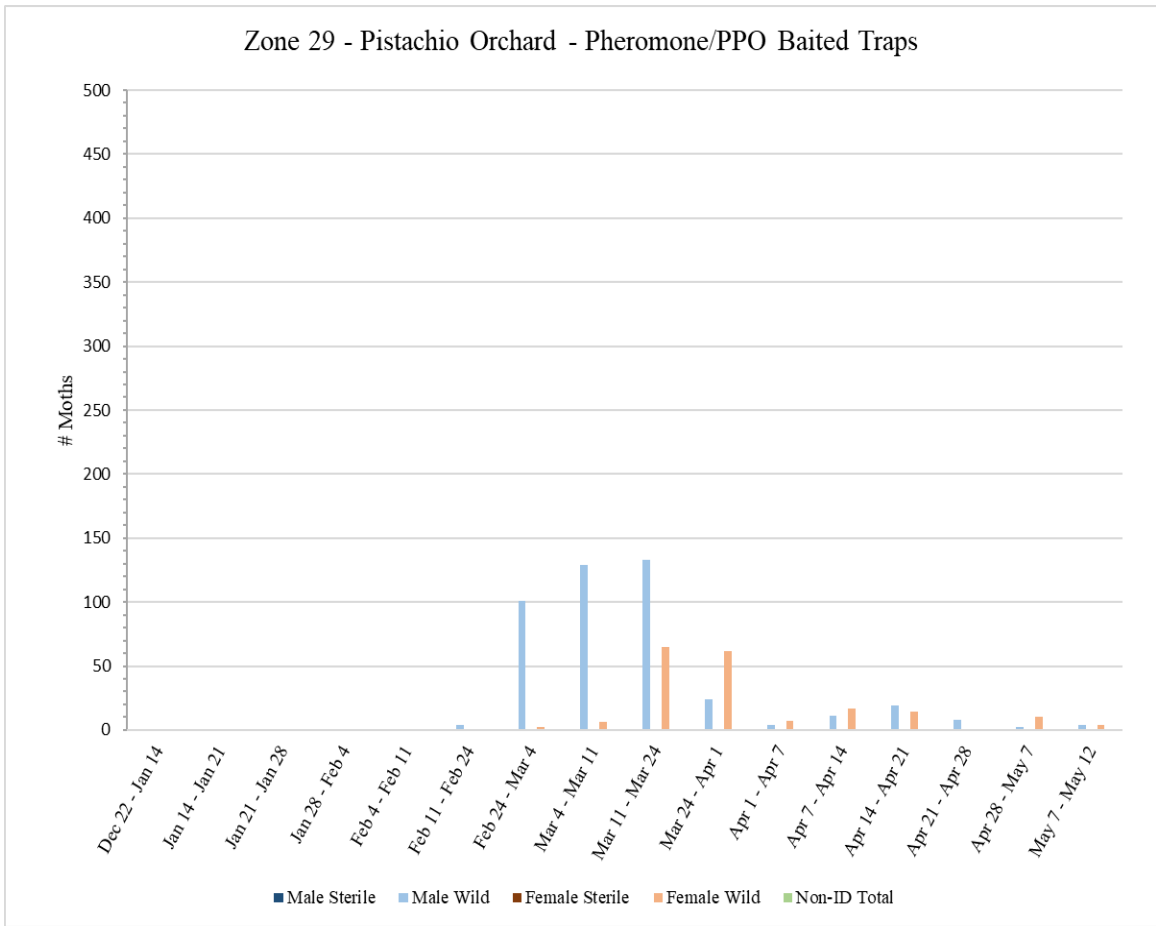


## Zone 29 – Pistachio Orchard

A total of 9 pheromone/PPO lure-baited traps were collected from Zone 29 on Tuesday, May 12.

<b>Zone 29 - Pistachio</b>								
Pheromone/PPO Lure Baited Traps								
Dates Traps in Field	# of Releases During Trap Period	Male Sterile	Male Wild	Male Total	Female Sterile	Female Wild	Female Total	Non-ID Total
<sup>1</sup> Dec 22 – Jan 14	0	0	0	0	0	0	0	0
Jan 14 – Jan 21	0	0	0	0	0	0	0	0
Jan 21 – Jan 28	0	0	0	0	0	0	0	0
Jan 28 – Feb 4	0	0	0	0	0	0	0	0
<sup>2</sup> Feb 4 - Feb 11	0	0	0	0	0	0	0	0
<sup>3</sup> Feb 11 - Feb 24	0	0	4	4	0	0	0	0
Feb 24 - Mar 4	0	0	101	101	0	2	2	0
Mar 4 - Mar 11	0	0	129	129	0	6	6	0
<sup>4</sup> Mar 11 – Mar 24	0	0	133	133	0	65	65	0
Mar 24 – Apr 1	0	0	24	24	0	62	62	0
Apr 1 – Apr 7	0	0	4	4	0	7	7	0
Apr 7 – Apr 14	0	0	11	11	0	17	17	0
Apr 14 – Apr 21	0	0	19	19	0	14	14	0
Apr 21 – Apr 28	0	0	8	8	0	0	0	0
Apr 28 – May 7	0	0	2	2	0	10	10	0
<b>May 7 – May 12</b>	<b>0</b>	<b>0</b>	<b>4</b>	<b>4</b>	<b>0</b>	<b>4</b>	<b>4</b>	<b>0</b>
<sup>1</sup> No traps were serviced in Zone 29 during the weeks of January 2 and January 9 due to excessive rain and muddy conditions preventing access								
<sup>2</sup> Trap number 5 not serviced in Zone 29 during the week of February 13 due to farm equipment and livestock preventing access								
<sup>3</sup> No traps were serviced in Zone 29 during the week of February 20 due to excessive rain and muddy conditions preventing access; trap number 5 not serviced in Zone 29 during the week of February 27 due to farm equipment and livestock preventing access								
<sup>4</sup> No traps were serviced in Zone 29 during the week of March 20 due to pesticide applications on site								

### Zone 29 - Pistachio Orchard - Pheromone/PPO Baited Traps

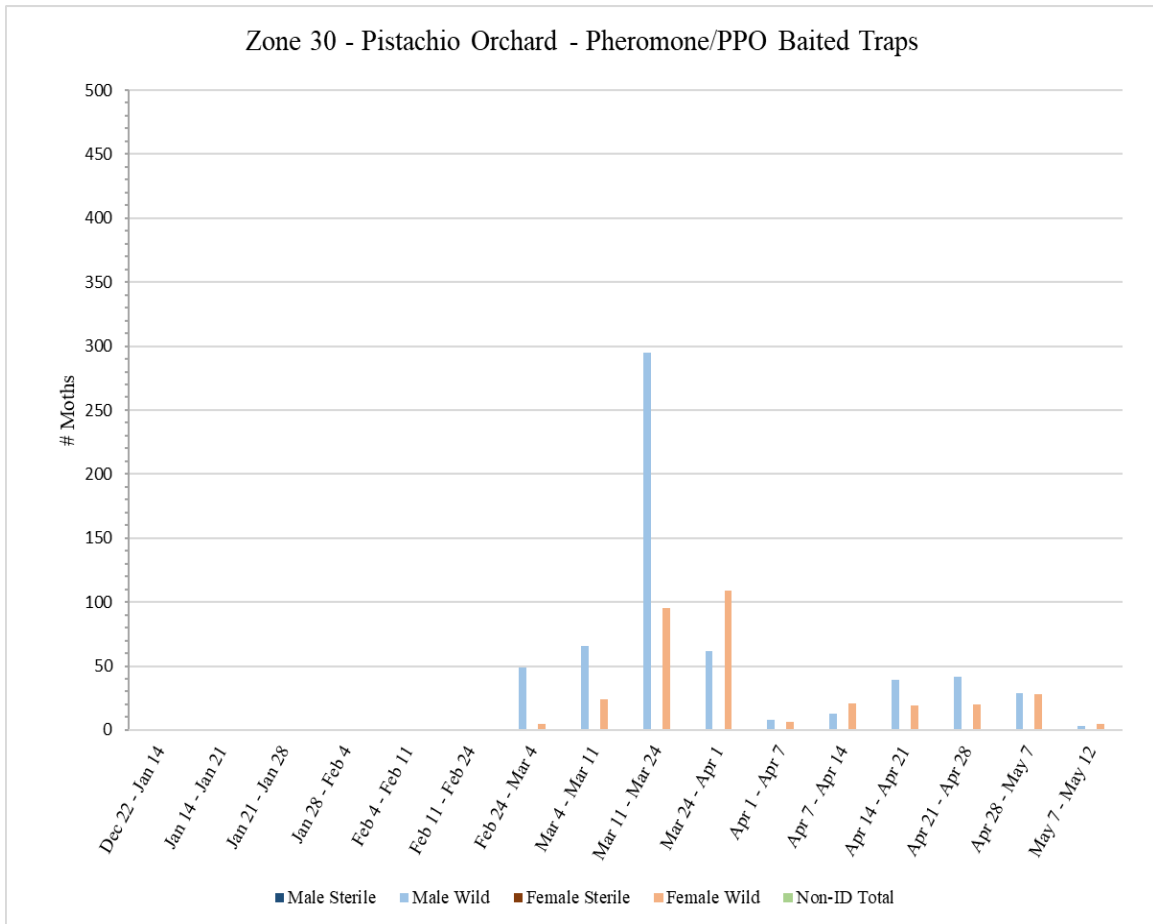


## Zone 30 – Pistachio Orchard

A total of 9 pheromone/PPO lure-baited traps were collected from Zone 30 on Tuesday, May 12.

<b>Zone 30 - Pistachio</b>								
Pheromone/PPO Lure Baited Traps								
Dates Traps in Field	# of Releases During Trap Period	Male Sterile	Male Wild	Male Total	Female Sterile	Female Wild	Female Total	Non-ID Total
<sup>1</sup> Dec 22 – Jan 14	0	0	0	0	0	0	0	0
Jan 14 – Jan 21	0	0	0	0	0	0	0	0
Jan 21 – Jan 28	0	0	0	0	0	0	0	0
Jan 28 – Feb 4	0	0	0	0	0	0	0	0
Feb 4 - Feb 11	0	0	0	0	0	0	0	0
<sup>2</sup> Feb 11 - Feb 24	0	0	0	0	0	0	0	0
Feb 24 - Mar 4	0	0	49	49	0	5	5	0
Mar 4 - Mar 11	0	0	66	66	0	24	24	0
<sup>3</sup> Mar 11 – Mar 24	0	0	295	295	0	95	95	0
Mar 24 – Apr 1	0	0	62	62	0	109	109	0
Apr 1 – Apr 7	0	0	8	8	0	6	6	0
Apr 7 – Apr 14	0	0	13	13	0	21	21	0
Apr 14 – Apr 21	0	0	39	39	0	19	19	0
Apr 21 – Apr 28	0	0	42	42	0	20	20	0
Apr 28 – May 7	0	0	29	29	0	28	28	0
<b>May 7 – May 12</b>	<b>0</b>	<b>0</b>	<b>3</b>	<b>3</b>	<b>0</b>	<b>5</b>	<b>5</b>	<b>0</b>
<sup>1</sup> No traps were serviced in Zone 30 during the weeks of January 2 and January 9 due to excessive rain and muddy conditions preventing access								
<sup>2</sup> No traps were serviced in Zone 30 during the week of February 20 due to excessive rain and muddy conditions preventing access								
<sup>3</sup> No traps were serviced in Zone 30 during the week of March 20 due to pesticide applications on site								

### Zone 30 - Pistachio Orchard - Pheromone/PPO Baited Traps

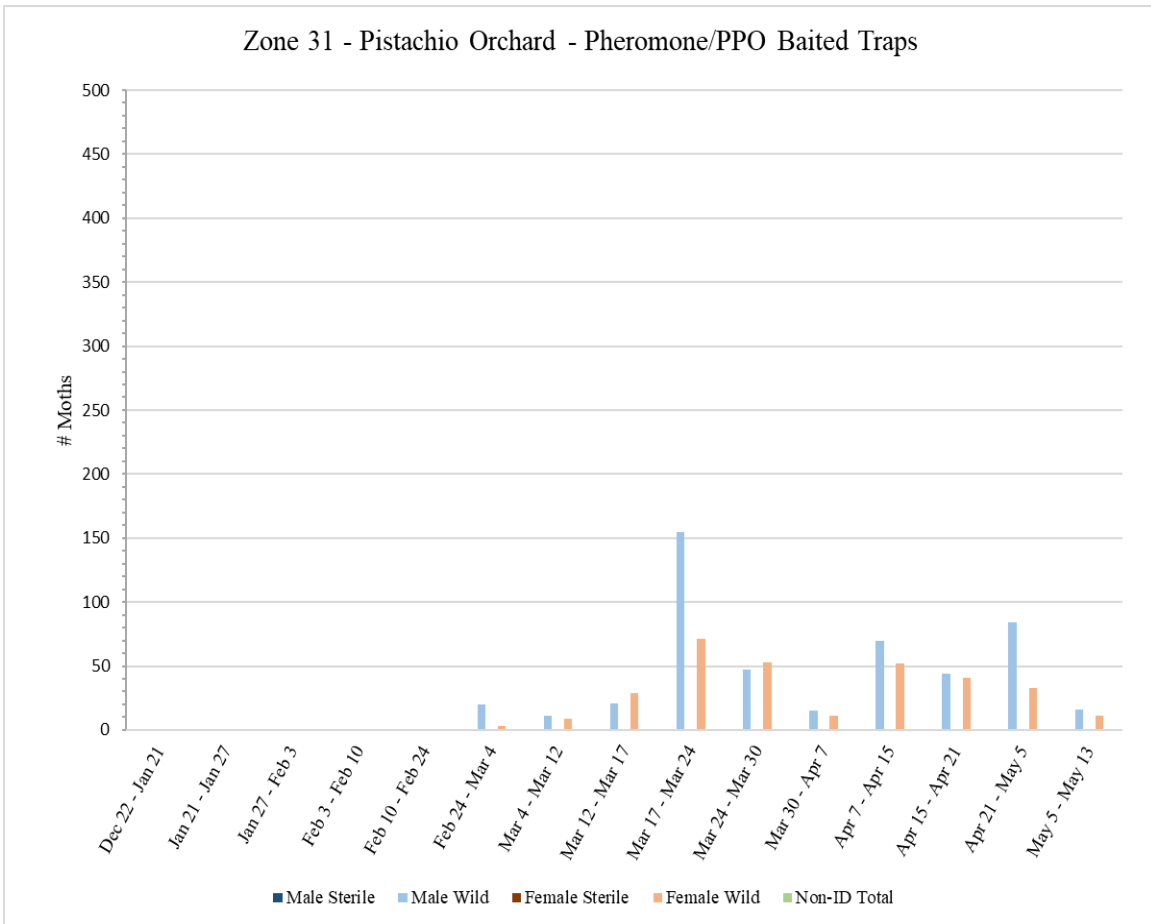


## Zone 31 – Pistachio Orchard

A total of 9 pheromone/PPO lure-baited traps were collected from Zone 31 on Wednesday, May 13.

Zone 31 - Pistachio								
Pheromone/PPO Lure Baited Traps								
Dates Traps in Field	# of Releases During Trap Period	Male Sterile	Male Wild	Male Total	Female Sterile	Female Wild	Female Total	Non-ID Total
<sup>1</sup> Dec 22 – Jan 21	0	0	0	0	0	0	0	0
Jan 21 – Jan 27	0	0	0	0	0	0	0	0
Jan 27 – Feb 3	0	0	0	0	0	0	0	0
Feb 3 - Feb 10	0	0	0	0	0	0	0	0
<sup>2</sup> Feb 10 - Feb 24	0	0	0	0	0	0	0	0
Feb 24 - Mar 4	0	0	20	20	0	3	3	0
<sup>3</sup> Mar 4 - Mar 12	0	0	11	11	0	9	9	0
Mar 12 – Mar 17	0	0	21	21	0	29	29	0
Mar 17 – Mar 24	0	0	155	155	0	71	71	0
Mar 24 – Mar 30	0	0	47	47	0	53	53	0
Mar 30 - Apr 7	0	0	15	15	0	11	11	0
Apr 7 - Apr 15	0	0	70	70	0	52	52	0
Apr 15 – Apr 21	0	0	44	44	0	41	41	0
<sup>4</sup> Apr 21 – May 5	0	0	84	84	0	33	33	0
<b>May 5 – May 13</b>	<b>0</b>	<b>0</b>	<b>16</b>	<b>16</b>	<b>0</b>	<b>11</b>	<b>11</b>	<b>0</b>
<sup>1</sup> No traps were serviced in Zone 31 during the weeks of January 2 and January 9 due to excessive rain and muddy conditions preventing access; no traps were serviced in Zone 31 during the week of January 16 due to dense fog preventing safe travel to trap sites								
<sup>2</sup> No traps were serviced in Zone 31 during the week of February 20 due to excessive rain and muddy conditions preventing access								
<sup>3</sup> Trap numbers 5, 6, 7, and 8 not serviced in Zone 31 during the week of March 13 due to pesticide applications on site								
<sup>4</sup> No traps were serviced in Zone 31 during the week of May 1 due to pesticide applications on site								

### Zone 31 - Pistachio Orchard - Pheromone/PPO Baited Traps

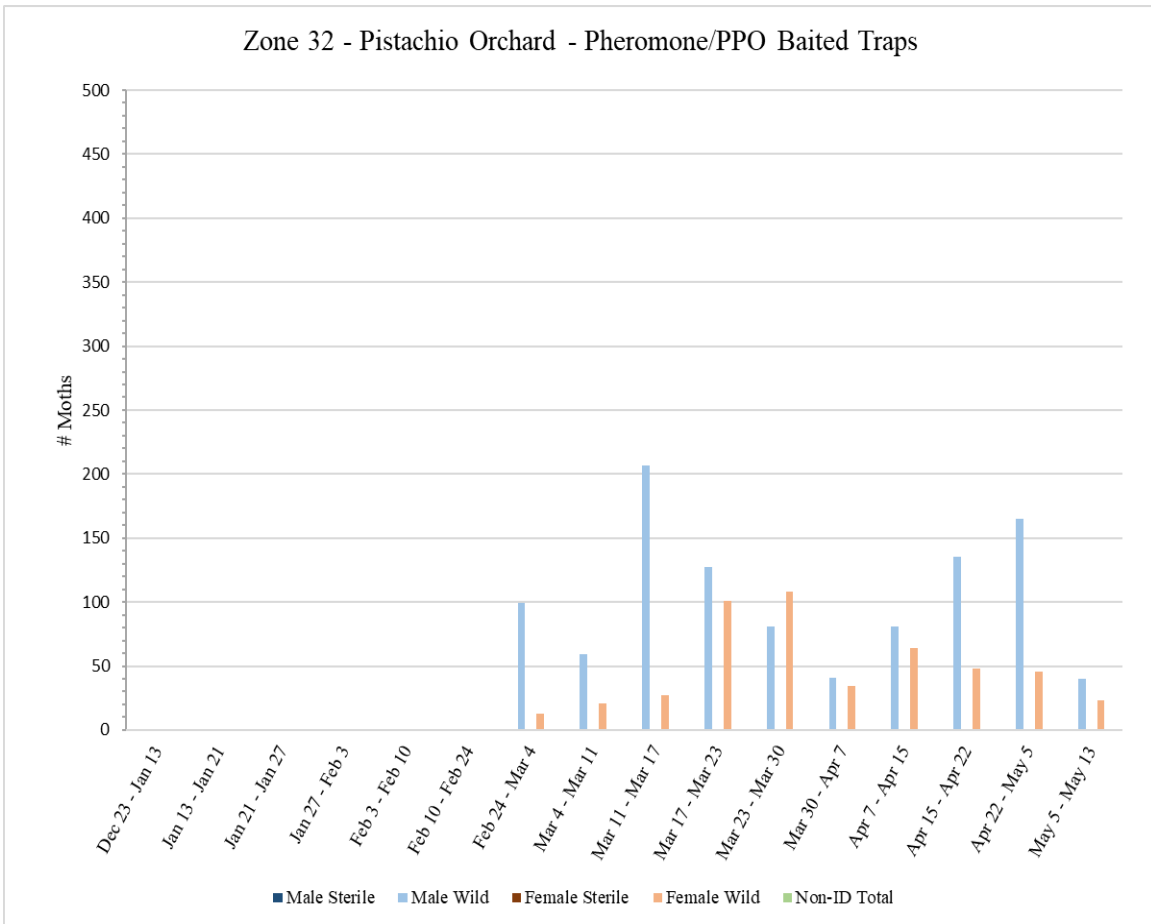


## Zone 32 – Pistachio Orchard

A total of 9 pheromone/PPO lure-baited traps were collected from Zone 32 on Wednesday, May 13.

<b>Zone 32 - Pistachio</b>								
Pheromone/PPO Lure Baited Traps								
Dates Traps in Field	# of Releases During Trap Period	Male Sterile	Male Wild	Male Total	Female Sterile	Female Wild	Female Total	Non-ID Total
<sup>1</sup> Dec 23 – Jan 13	0	0	0	0	0	0	0	0
Jan 13 – Jan 21	0	0	0	0	0	0	0	0
Jan 21 – Jan 27	0	0	0	0	0	0	0	0
Jan 27 – Feb 3	0	0	0	0	0	0	0	0
Feb 3 - Feb 10	0	0	0	0	0	0	0	0
<sup>2</sup> Feb 10 - Feb 24	0	0	0	0	0	0	0	0
Feb 24 - Mar 4	0	0	99	99	0	13	13	0
Mar 4 - Mar 11	0	0	59	59	0	21	21	0
Mar 11 – Mar 17	0	0	207	207	0	27	27	0
Mar 17 – Mar 23	0	0	127	127	0	101	101	0
Mar 23 – Mar 30	0	0	81	81	0	108	108	0
Mar 30 – Apr 7	0	0	41	41	0	34	34	0
Apr 7 – Apr 15	0	0	81	81	0	64	64	0
Apr 15 – Apr 22	0	0	135	135	0	48	48	0
<sup>3</sup> Apr 22 – May 5	0	0	165	165	0	46	46	0
<b>May 5 – May 13</b>	<b>0</b>	<b>0</b>	<b>40</b>	<b>40</b>	<b>0</b>	<b>23</b>	<b>23</b>	<b>0</b>
<sup>1</sup> No traps were serviced in Zone 32 during the weeks of January 2 and January 9 due to excessive rain and muddy conditions preventing access								
<sup>2</sup> No traps were serviced in Zone 32 during the week of February 20 due to excessive rain and muddy conditions preventing access								

### Zone 32 - Pistachio Orchard - Pheromone/PPO Baited Traps

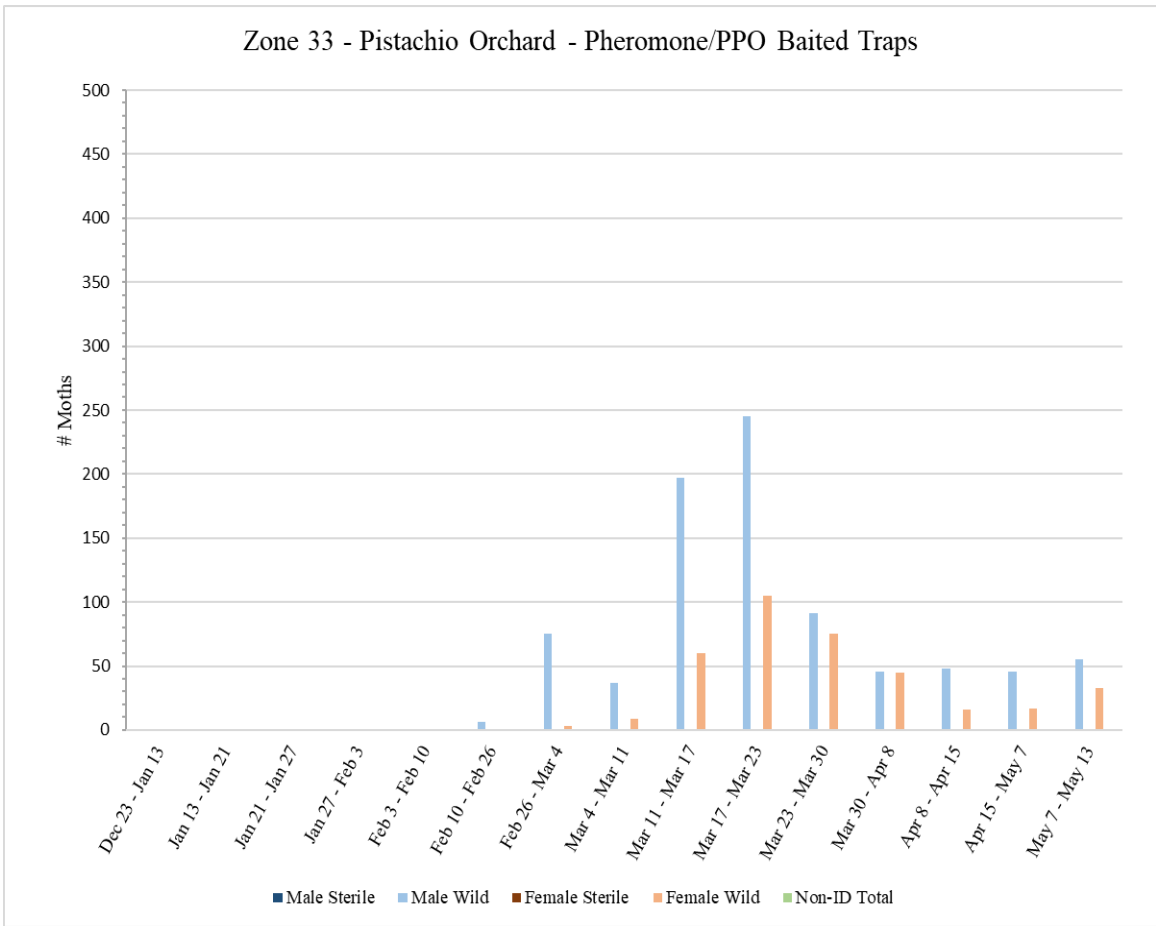


## Zone 33 – Pistachio Orchard

A total of 9 pheromone/PPO lure-baited traps were collected from Zone 33 on Wednesday, May 13.

<b>Zone 33 - Pistachio</b>								
Pheromone/PPO Lure Baited Traps								
Dates Traps in Field	# of Releases During Trap Period	Male Sterile	Male Wild	Male Total	Female Sterile	Female Wild	Female Total	Non-ID Total
<sup>1</sup> Dec 23 – Jan 13	0	0	0	0	0	0	0	0
Jan 13 – Jan 21	0	0	0	0	0	0	0	0
Jan 21 – Jan 27	0	0	0	0	0	0	0	0
Jan 27 – Feb 3	0	0	0	0	0	0	0	0
Feb 3 - Feb 10	0	0	0	0	0	0	0	0
<sup>2</sup> Feb 10 - Feb 26	0	0	6	6	0	0	0	0
Feb 26 - Mar 4	0	0	75	75	0	3	3	0
Mar 4 - Mar 11	0	0	37	37	0	9	9	0
Mar 11 – Mar 17	0	0	197	197	0	60	60	0
Mar 17 – Mar 23	0	0	245	245	0	105	105	0
Mar 23 - Mar 30	0	0	91	91	0	75	75	0
Mar 30 - Apr 8	0	0	46	46	0	45	45	0
Apr 8 - Apr 15	0	0	48	48	0	16	16	0
<sup>3</sup> Apr 15 – May 7	0	0	46	46	0	17	17	0
<b>May 7 – May 13</b>	<b>0</b>	<b>0</b>	<b>55</b>	<b>55</b>	<b>0</b>	<b>33</b>	<b>33</b>	<b>0</b>
<sup>1</sup> No traps were serviced in Zone 33 during the weeks of January 2 and January 9 due to excessive rain and muddy conditions preventing access								
<sup>2</sup> No traps were serviced in Zone 33 during the week of February 20 due to excessive rain and muddy conditions preventing access								
<sup>3</sup> No traps were serviced in Zone 33 during the weeks of April 24 and May 1 due to pesticide applications on site								

### Zone 33 - Pistachio Orchard - Pheromone/PPO Baited Traps

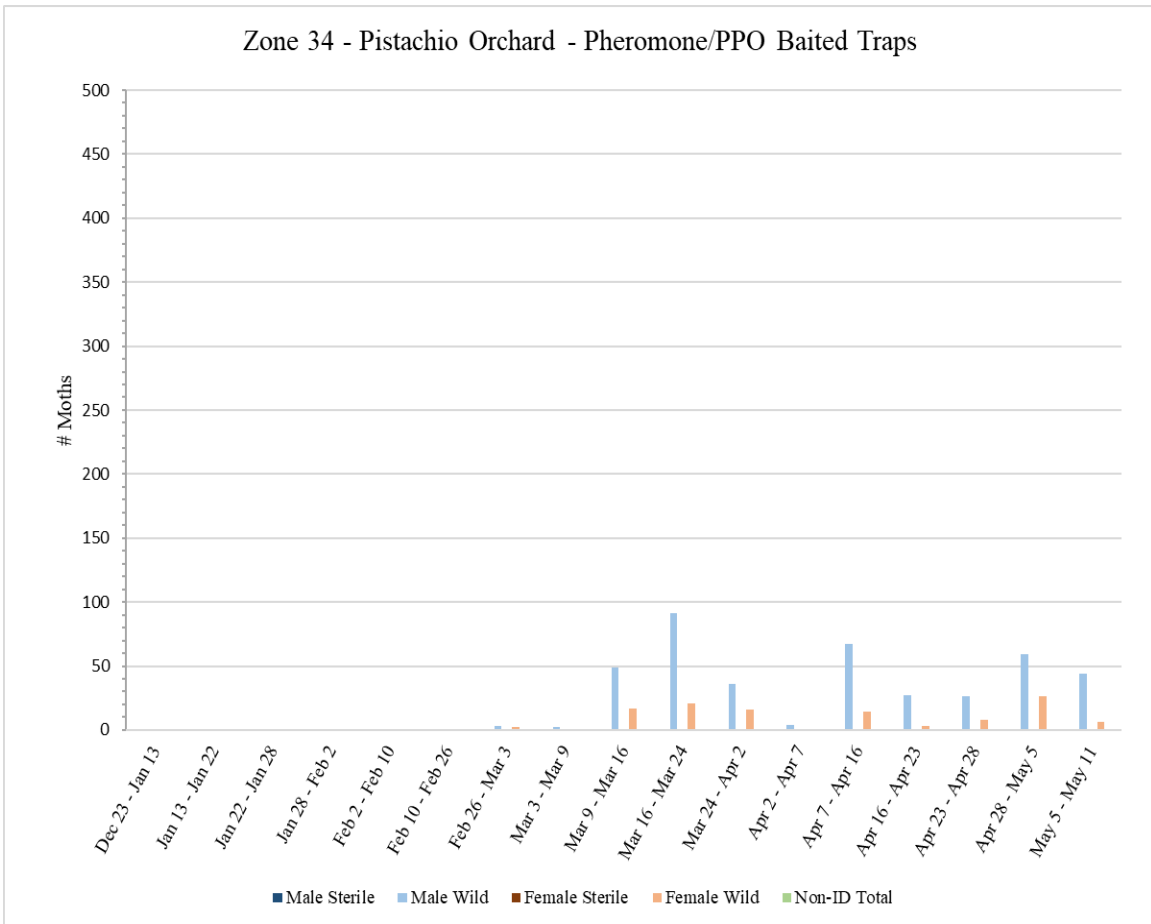


## Zone 34 – Pistachio Orchard

A total of 9 pheromone/PPO lure-baited traps were collected from Zone 34 on Monday, May 11.

<b>Zone 34 - Pistachio</b>								
Pheromone/PPO Lure Baited Traps								
Dates Traps in Field	# of Releases During Trap Period	Male Sterile	Male Wild	Male Total	Female Sterile	Female Wild	Female Total	Non-ID Total
<sup>1</sup> Dec 23 – Jan 13	0	0	0	0	0	0	0	0
Jan 13 – Jan 22	0	0	0	0	0	0	0	0
Jan 22 – Jan 28	0	0	0	0	0	0	0	0
Jan 28 – Feb 2	0	0	0	0	0	0	0	0
Feb 2 - Feb 10	0	0	0	0	0	0	0	0
<sup>2</sup> Feb 10 - Feb 26	0	0	0	0	0	0	0	0
Feb 26 - Mar 3	0	0	3	3	0	2	2	0
Mar 3 - Mar 9	0	0	2	2	0	0	0	0
Mar 9 – Mar 16	0	0	49	49	0	17	17	0
Mar 16 – Mar 24	0	0	91	91	0	21	21	0
Mar 24 - Apr 2	0	0	36	36	0	16	16	0
Apr 2 - Apr 7	0	0	4	4	0	1	1	0
Apr 7 - Apr 16	0	0	67	67	0	14	14	0
Apr 16 – Apr 23	0	0	27	27	0	3	3	0
Apr 23 – Apr 28	0	0	26	26	0	8	8	0
Apr 28 – May 5	0	0	59	59	0	26	26	0
<b>May 5 – May 11</b>	<b>0</b>	<b>0</b>	<b>44</b>	<b>44</b>	<b>0</b>	<b>6</b>	<b>6</b>	<b>0</b>
<sup>1</sup> No traps were serviced in Zone 34 during the weeks of January 2 and January 9 due to excessive rain and muddy conditions preventing access								
<sup>2</sup> No traps were serviced in Zone 34 during the week of February 20 due to excessive rain and muddy conditions preventing access								

### Zone 34 - Pistachio Orchard - Pheromone/PPO Baited Traps



#### IV. NOW Degree Days

NOW Degree days begin to accumulate when ambient temperatures remain between the lower threshold of 55° F and the upper threshold of 94° F. Using data from weather stations nearest to the trap sites, courtesy of the UC IPM website - [https://ipm.ucanr.edu/PHENOLOGY/ma-navel\\_orangeworm.html](https://ipm.ucanr.edu/PHENOLOGY/ma-navel_orangeworm.html), the chart below shows daily and total accumulated degree days starting on January 1, 2026. The model uses a single sine and horizontal cutoff method of calculating degree days.

Weather Station Location: Five Points, Fresno

Date	Air Temperatures (°F)		Degree Days	
	Min	Max	Daily	Accumulated
01/01/2026	48.80	66.10	4.09	4.09
01/02/2026	43.50	69.10	4.75	8.84
01/03/2026	52.20	62.80	3.13	11.97
01/04/2026	48.50	58.90	1.06	13.03
01/05/2026	45.10	61.60	1.85	14.88
01/06/2026	43.60	65.90	3.43	18.31
01/07/2026	40.80	60.10	1.14	19.45
01/08/2026	39.10	55.20	0.01	19.46
01/09/2026	30.60	55.70	0.05	19.51
01/10/2026	28.70	57.00	0.23	19.74
01/11/2026	30.80	61.40	1.27	21.01
01/12/2026	31.70	63.50	1.92	22.93
01/13/2026	31.50	63.90	2.04	24.97
01/14/2026	41.10	63.00	2.14	27.11
01/15/2026	32.90	60.20	0.78	27.89
01/16/2026	34.50	59.10	0.72	28.61
01/17/2026	37.80	51.90	0.00	28.61
01/18/2026	40.80	49.60	0.00	28.61
01/19/2026	41.80	51.80	0.00	28.61
01/20/2026	40.20	45.50	0.00	28.61
01/21/2026	42.60	50.20	0.00	28.61
01/22/2026	40.90	61.20	1.50	30.11
01/23/2026	38.80	52.50	0.00	30.11
01/24/2026	38.40	48.20	0.00	30.11
01/25/2026	34.70	53.50	0.00	30.11
01/26/2026	35.00	60.30	1.05	31.16
01/27/2026	32.90	61.70	1.41	32.57
01/28/2026	36.40	65.30	2.72	35.29
01/29/2026	35.80	64.80	2.51	37.80
01/30/2026	34.60	64.90	2.49	40.29
01/31/2026	37.90	66.80	3.35	43.64
02/01/2026	38.80	63.40	2.16	45.80
02/02/2026	35.20	64.70	2.45	48.25
02/03/2026	36.80	65.20	2.70	50.95
02/04/2026	33.50	67.60	3.39	54.34
02/05/2026	36.30	71.00	4.86	59.20
02/06/2026	47.90	76.30	8.65	67.85
02/07/2026	42.50	70.70	5.32	73.17
02/08/2026	37.80	71.90	5.35	78.52
02/09/2026	46.80	60.00	1.36	79.88

Date	Air Temperatures (°F)		Degree Days	
	Min	Max	Daily	Accumulated
02/10/2026	47.00	66.40	3.99	83.87
02/11/2026	43.70	65.20	3.15	87.02
02/12/2026	37.70	64.80	2.60	89.62
02/13/2026	37.20	67.20	3.46	93.08
02/14/2026	39.40	69.10	4.36	97.44
02/15/2026	45.70	67.20	4.18	101.62
02/16/2026	46.10	56.40	0.22	101.84
02/17/2026	42.00	55.10	0.00	101.84
02/18/2026	35.80	53.10	0.00	101.84
02/19/2026	36.30	54.80	0.00	101.84
02/20/2026	31.00	55.20	0.01	101.85
02/21/2026	33.90	64.50	2.32	104.17
02/22/2026	34.50	69.10	4.00	108.17
02/23/2026	38.80	70.10	4.71	112.88
02/24/2026	50.20	73.30	7.70	120.58
02/25/2026	53.90	77.20	10.65	131.23
02/26/2026	53.50	75.50	9.67	140.90
02/27/2026	52.40	75.60	9.37	150.27
02/28/2026	53.90	81.20	12.64	162.91
03/01/2026	53.10	73.60	8.60	171.51
03/02/2026	47.70	69.40	5.42	176.93
03/03/2026	43.30	70.50	5.32	182.25
03/04/2026	45.60	70.80	5.74	187.99
03/05/2026	44.60	66.90	3.93	191.92
03/06/2026	39.90	67.80	3.88	195.80
03/07/2026	38.40	70.30	4.76	200.56
03/08/2026	40.70	79.80	9.07	209.63
03/09/2026	44.60	80.70	10.09	219.72
03/10/2026	46.80	76.20	8.39	228.11
03/11/2026	42.50	76.90	8.03	236.14
03/12/2026	43.40	80.50	9.80	245.94
03/13/2026	44.60	79.10	9.35	255.29
03/14/2026	45.20	81.00	10.34	265.63
03/15/2026	47.90	79.50	10.16	275.79
03/16/2026	49.60	85.30	13.36	289.15
03/17/2026	48.70	91.80	16.29	305.44
03/18/2026	56.00	94.70	20.35	325.79
03/19/2026	58.00	92.10	20.05	345.84
03/20/2026	53.40	94.40	19.03	364.87
03/21/2026	53.70	88.90	16.41	381.28
03/22/2026	52.40	85.00	14.01	395.29
03/23/2026	54.50	88.30	16.43	411.72
03/24/2026	53.00	86.60	15.01	426.73
03/25/2026	50.60	86.00	13.97	440.70
03/26/2026	51.10	79.70	11.02	451.72
03/27/2026	49.00	84.10	12.62	464.34
03/28/2026	50.20	87.40	14.54	478.88
03/29/2026	51.30	87.30	14.81	493.69
03/30/2026	52.90	85.50	14.43	508.12
03/31/2026	53.70	71.60	7.80	515.92
04/01/2026	46.00	75.10	7.75	523.67

Date	Air Temperatures (°F)		Degree Days	
	Min	Max	Daily	Accumulated
04/02/2026	49.20	69.70	5.80	529.47
04/03/2026	39.00	76.60	7.45	536.92
04/04/2026	43.30	84.60	11.68	548.60
04/05/2026	44.00	87.90	13.35	561.95
04/06/2026	53.20	86.50	15.03	576.98
04/07/2026	46.60	83.50	11.79	588.77
04/08/2026	65.30	85.10	20.20	608.97
04/09/2026	59.20	84.40	16.80	625.77
04/10/2026	51.70	76.60	9.67	635.44
04/11/2026	51.70	73.90	8.35	643.79
04/12/2026	46.90	69.00	5.12	648.91
04/13/2026	43.30	69.20	4.77	653.68
04/14/2026	40.80	73.90	6.50	660.18
04/15/2026	45.20	76.20	8.12	668.30
04/16/2026	48.90	72.80	7.19	675.49
04/17/2026	42.90	75.80	7.60	683.09
04/18/2026	42.30	83.00	10.77	693.86
04/19/2026	49.10	86.30	13.71	707.57
04/20/2026	45.10	83.40	11.45	719.02
04/21/2026	46.80	69.40	5.28	724.30
04/22/2026	41.20	72.30	5.86	730.16
04/23/2026	46.20	74.70	7.60	737.76
04/24/2026	47.90	79.10	9.97	747.73
04/25/2026	47.40	66.90	4.25	751.98
04/26/2026	51.70	64.70	3.93	755.91
04/27/2026	46.80	70.20	5.64	761.55
04/28/2026	43.50	75.10	7.37	768.92
04/29/2026	46.80	81.30	10.79	779.71
04/30/2026	49.70	86.10	13.77	793.48
05/01/2026	53.20	88.80	16.17	809.65
05/02/2026	55.60	90.60	18.10	827.75
05/03/2026	54.50	76.30	10.43	838.18
05/04/2026	55.90	70.20	8.05	846.23
05/05/2026	53.30	69.70	6.73	852.96
05/06/2026	48.50	79.20	10.15	863.11
05/07/2026	53.50	89.00	16.38	879.49
05/08/2026	55.60	90.70	18.15	897.64
05/09/2026	49.90	90.50	15.98	913.62
05/10/2026	56.50	93.40	19.95	933.57
05/11/2026	58.90	97.70	23.30	956.87
05/12/2026	60.10	97.30	23.70	980.57
05/13/2026	52.70	85.00	14.11	994.68
05/14/2026	59.70	87.80	18.75	1013.43
<b>05/15/2026</b>	<b>53.00</b>	<b>90.50</b>	<b>16.95</b>	<b>1030.38</b>

## V. Quality Control

QC tests are performed on samples taken from each shipment of sterile NOW moths. These tests include: zero-hour mortality rates, zero-hour mating dissections, forty-eight-hour mating dissections, seven-day longevity monitoring, and crush tests. Throughout the span of a week, Monday through Sunday, the results of each test are averaged. Below are the QC results from samples of sterile NOW moths taken during the week of Monday, May 4, 2026 to Sunday, May 10, 2026:

- 0% of moths from samples found dead at zero hour
- 5% of moths from samples found to have mated at zero hour
- 76% of moths from samples found to have mated after forty-eight hours
- 79% of moths from samples remained alive after seven days in BioChamber
- 93% of moths from samples found to have distinct red dye markings

To receive notification when reports are available on the NOW webpage, please subscribe here: <https://public.govdelivery.com/accounts/CADFA/subscriber/new>.

Questions regarding the NOW Program can be sent to: [NOWProgram@cdfa.ca.gov](mailto:NOWProgram@cdfa.ca.gov)