

# Navel Orangeworm Program 2026 – Weekly Report

Weeks Ending –April 3, April 10, and April 17, 2026

California Department of Food & Agriculture  
Plant Health and Pest Prevention Services  
Integrated Pest Control Branch  
5100 Douglas Avenue  
Shafter, CA 93263  
Phone: (661) 395-2914  
Fax: (661) 399-1601

## I. Program Updates

### Navel Orangeworm Area Wide Program – Multi-Phase Approach

#### Phase 1 – 2018-2022

Phase 1 was the Initial Phase of the Navel Orangeworm (NOW) Program (Program) with a focus on developing NOW sterile insect technique (SIT) moths, determining their viability during cold storage transfer, performing quality control (QC) on mating propensity and survivability of the sterile moths, developing a trap monitoring program, and collecting preliminary damage data from the orchards participating in the Program's project site.

#### Phase 2 – 2023-2026

Phase 2 is the Data Phase of the NOW Program. The focus of this phase is controlling variables within the orchards participating in the Program's project site to increase the integrity of the field data being collected.

### Navel Orangeworm Sterile Insect Technique

The Navel Orangeworm Program utilizes NOW SIT moths obtained from the United States Department of Agriculture (USDA) and California Department of Food and Agriculture's (CDFA) Phoenix, Arizona Rearing Facility. QC tests are performed on every shipment of NOW SIT moths used for aerial releases.

Releases of sterile NOW moths began on April 2, 2026, over select sites in Fresno, Kings, and Kern Counties. Initially, releases will be conducted exclusively over almond sites and will change to being conducted exclusively over pistachio sites later in the year to prioritize periods of crop specific vulnerability to NOW damage.

### Navel Orangeworm Trapping

The Phase 2 Areawide Project Site for 2026 currently includes 32 orchards: 16 pistachio and 16 almond, located within Fresno, Kings, and Kern counties. All 32 orchards, designated as Zones 2-3, 5-34, are approximately 160 acres each with 9 trap sites placed per zone. Trapping is conducted weekly year-round in all zones.

Listed below are any circumstances which prevented regular trap servicing in 2026:

- Week of January 2: No traps were serviced in all zones due to excessive rain and muddy conditions preventing access to trap sites
- Week of January 9: No traps were serviced in all zones due to excessive rain and muddy conditions preventing access to trap sites
- Week of January 16: No traps were serviced in Zones 14, 26, and 31 due to dense fog preventing safe travel to trap sites; no traps were serviced in Zones 20 and 21 due to pesticide applications on site; trap numbers 5 and 6 were not serviced in Zone 28 due to farm equipment and livestock preventing access to trap sites
- Week of January 23: No traps were serviced in Zones 5, 13, and 14 due to pesticide applications on site; trap numbers 4-9 not serviced in Zone 20 due to pesticide applications on site; trap number 5 not serviced in Zone 28 due to farm equipment and livestock preventing access to trap sites

- Week of January 30: Zones 13 and 14 not serviced due to pesticide applications on site; trap numbers 3, 4, 5, 8, and 9 not serviced in Zone 10 due to pesticide applications on site
- Week of February 13: Zones 13 and 14 not serviced due to pesticide applications on site; trap number 9 of Zone 28 and trap number 5 of Zone 29 not serviced due to farm equipment and livestock preventing access to trap sites
- Week of February 20: Only Zones 23 and 25 serviced due to excessive rain and muddy conditions preventing access to trap sites
- Week of February 27: Zone 3 not serviced due to muddy field conditions preventing access; Trap number 5 not serviced in Zone 26 due to muddy field conditions preventing access; Trap numbers 1 and 2 not serviced in Zone 29 due to farm equipment and livestock preventing access to trap sites
- Week of March 6: Zone 14 not serviced due to pesticide applications on site
- Week of March 13: Trap numbers 5, 6, 7, and 8 not serviced in Zone 31 due to pesticide applications on site
- Week of March 20: No traps were serviced in Zones 3, 5, 25, 28, 29, and 30 due to pesticide applications on site; trap number 2 not serviced in Zone 14 due to farm equipment preventing access to trap site
- Week of April 3: No traps were serviced in Zone 2 due to pesticide applications on site; only trap numbers 3 and 4 were serviced in Zone 15 due to pesticide applications on site
- Week of April 10: No traps were serviced in Zones 2, 26, and 27 due to pesticide applications on site
- Week of April 17: No traps were serviced in Zones 2, 20, 21, and 22 due to pesticide applications on site

## II. Project Design

The 2026 Area Wide Project Site currently includes 32 orchards located in Fresno, Kings, and Kern counties. Listed below is information related to each orchard within the Program’s project site for 2026:

<b>Zone #</b>	<b>Crop Type</b>	<b>Acres</b>	<b>Release/Non-release Site</b>	<b>Date Added to Area Wide Project</b>
<a href="#">Zone 2</a>	Pistachio	160	Release	February 2023
<a href="#">Zone 3</a>	Almond	160	Non-release	February 2023
<a href="#">Zone 5</a>	Pistachio	160	Release	March 2023
<a href="#">Zone 6</a>	Pistachio	160	Non-release	March 2023
<a href="#">Zone 7</a>	Almond	160	Release	April 2023
<a href="#">Zone 8</a>	Almond	160	Release	April 2023
<a href="#">Zone 9</a>	Almond	160	Non-release	May 2024
<a href="#">Zone 10</a>	Almond	160	Release	May 2025
<a href="#">Zone 11</a>	Almond	160	Release	May 2025
<a href="#">Zone 12</a>	Almond	160	Non-release	May 2025
<a href="#">Zone 13</a>	Almond	160	Release	May 2025
<a href="#">Zone 14</a>	Almond	160	Non-release	May 2025
<a href="#">Zone 15</a>	Almond	160	Release	May 2025
<a href="#">Zone 16</a>	Almond	150	Non-release	May 2025

<a href="#">Zone 17</a>	Almond	173	Release	May 2025
<a href="#">Zone 18</a>	Almond	150	Non-release	May 2025
<a href="#">Zone 19</a>	Almond	183	Non-release	May 2025
<a href="#">Zone 20</a>	Almond	150	Release	May 2025
<a href="#">Zone 21</a>	Almond	155	Non-release	May 2025
<a href="#">Zone 22</a>	Pistachio	180	Non-release	June 2025
<a href="#">Zone 23</a>	Pistachio	155	Release	July 2025
<a href="#">Zone 24</a>	Pistachio	155	Release	July 2025
<a href="#">Zone 25</a>	Pistachio	160	Release	July 2025
<a href="#">Zone 26</a>	Pistachio	155	Non-release	July 2025
<a href="#">Zone 27</a>	Pistachio	150	Non-release	June 2025
<a href="#">Zone 28</a>	Pistachio	160	Non-release	July 2025
<a href="#">Zone 29</a>	Pistachio	170	Non-release	July 2025
<a href="#">Zone 30</a>	Pistachio	160	Release	July 2025
<a href="#">Zone 31</a>	Pistachio	155	Release	July 2025
<a href="#">Zone 32</a>	Pistachio	160	Non-release	July 2025
<a href="#">Zone 33</a>	Pistachio	160	Non-release	July 2025
<a href="#">Zone 34</a>	Pistachio	160	Release	July 2025

Each zone has a trap site ratio of approximately one trap site per 18 acres for a total of 9 trap sites for each 160-acre zone. Each trap site has one trap baited with NOW pheromone/PPO lures. All traps are serviced on a weekly basis. Servicing includes collecting trap bottoms and replacing them with new trap bottoms. Bait/lure changes occur once a month, and trap tops are replaced as needed. Counts are performed on each trap collected to determine number of wild versus sterile captures and male versus female captures.

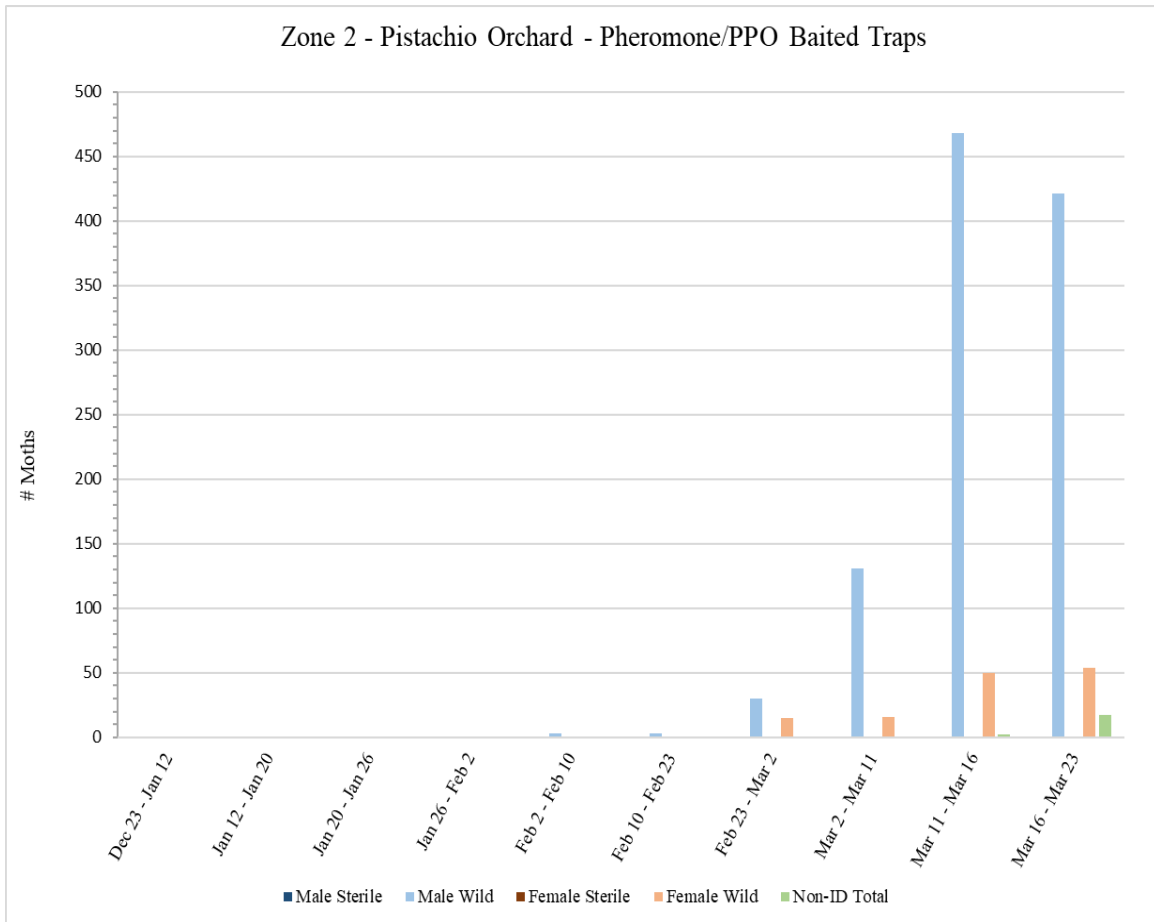
**III. Trap Results for the Weeks of April 3, April 10, and April 17, 2026**

**Zone 2 – Pistachio Orchard**

No traps were collected from Zone 2 during the weeks of April 3, April 10, and April 17 due to pesticide applications on site.

<b>Zone 2 - Pistachio</b>								
Pheromone/PPO Lure Baited Traps								
Dates Traps in Field	# of Releases During Trap Period	Male Sterile	Male Wild	Male Total	Female Sterile	Female Wild	Female Total	Non-ID Total
<sup>1</sup> Dec 23 – Jan 12	0	0	0	0	0	0	0	0
Jan 12 – Jan 20	0	0	0	0	0	0	0	0
Jan 20 – Jan 26	0	0	0	0	0	0	0	0
Jan 26 – Feb 2	0	0	0	0	0	0	0	0
Feb 2 – Feb 10	0	0	3	3	0	0	0	0
<sup>2</sup> Feb 10 – Feb 23	0	0	3	3	0	0	0	0
Feb 23 – Mar 2	0	0	30	30	0	15	15	0
Mar 2 – Mar 11	0	0	131	131	0	16	16	0
Mar 11 – Mar 16	0	0	468	468	0	50	50	0

Mar 16 – Mar 23	0	0	421	421	0	54	54	17
<sup>3</sup> Mar 23 -								
<sup>1</sup> No traps were serviced in Zone 2 during the weeks of January 2 and January 9 due to excessive rain and muddy conditions preventing access								
<sup>2</sup> No traps were serviced in Zone 2 during the week of February 20 due to excessive rain and muddy conditions preventing access								
<sup>3</sup> No traps were serviced in Zone 2 during the weeks of April 3, April 10, and April 17 due to pesticide applications on site								



### Zone 3 – Almond Orchard

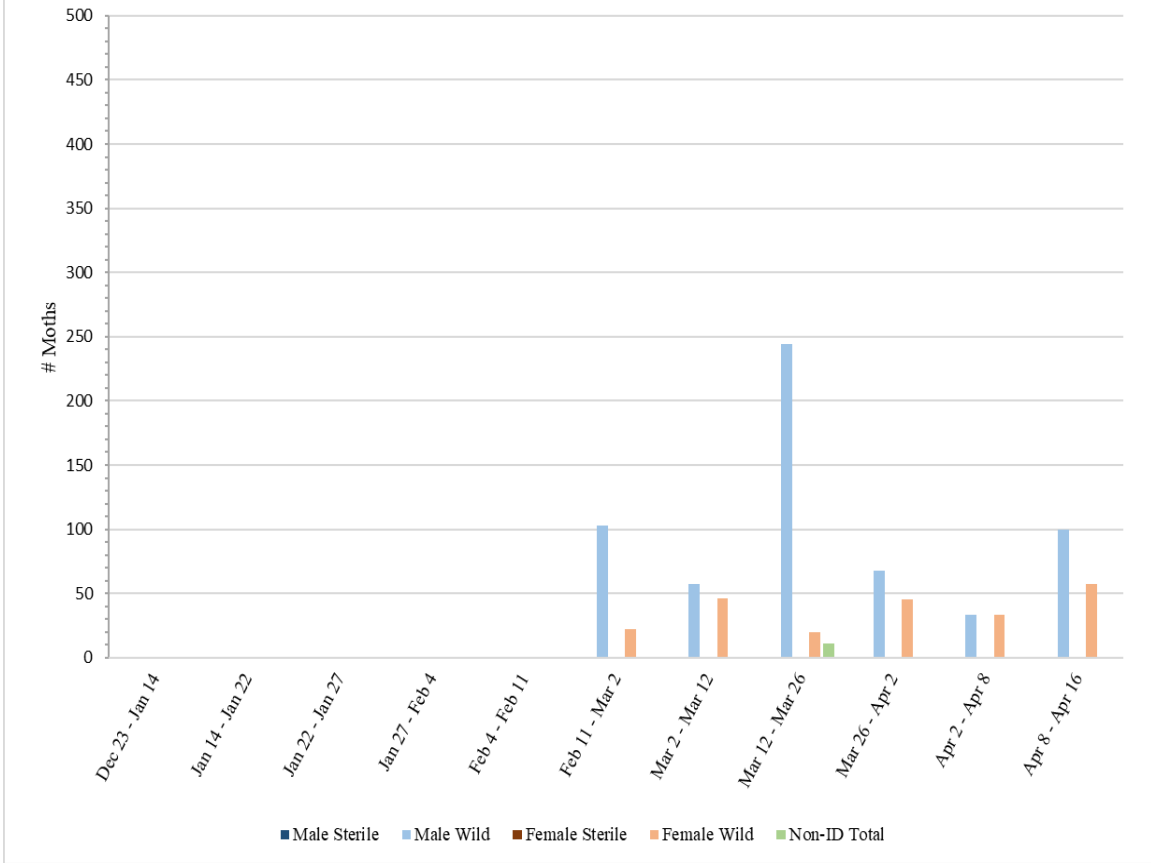
A total of 9 pheromone/PPO lure-baited traps were collected from Zone 3 on Thursday, April 2.

A total of 9 pheromone/PPO lure-baited traps were collected from Zone 3 on Wednesday, April 8.

A total of 9 pheromone/PPO lure-baited traps were collected from Zone 3 on Thursday, April 16.

<b>Zone 3 - Almond</b>								
Pheromone/PPO Lure Baited Traps								
Dates Traps in Field	# of Releases During Trap Period	Male Sterile	Male Wild	Male Total	Female Sterile	Female Wild	Female Total	Non-ID Total
<sup>1</sup> Dec 23 – Jan 14	0	0	0	0	0	0	0	0
Jan 14 – Jan 22	0	0	0	0	0	0	0	0
Jan 22 – Jan 27	0	0	0	0	0	0	0	0
Jan 27 – Feb 4	0	0	0	0	0	0	0	0
Feb 4 – Feb 11	0	0	0	0	0	0	0	0
<sup>2</sup> Feb 11 – Mar 2	0	0	103	103	0	22	22	0
Mar 2 – Mar 12	0	0	57	57	0	46	46	0
<sup>3</sup> Mar 12 – Mar 26	0	0	244	244	0	20	20	11
<b>Mar 26 – Apr 2</b>	<b>0</b>	<b>0</b>	<b>68</b>	<b>68</b>	<b>0</b>	<b>45</b>	<b>45</b>	<b>0</b>
<b>Apr 2 – Apr 8</b>	<b>0</b>	<b>0</b>	<b>33</b>	<b>33</b>	<b>0</b>	<b>33</b>	<b>33</b>	<b>0</b>
<b>Apr 8 – Apr 16</b>	<b>0</b>	<b>0</b>	<b>100</b>	<b>100</b>	<b>0</b>	<b>57</b>	<b>57</b>	<b>0</b>
<sup>1</sup> No traps were serviced in Zone 3 during the weeks of January 2 and January 9 due to excessive rain and muddy conditions preventing access								
<sup>2</sup> No traps were serviced in Zone 3 during the weeks of February 20 and February 27 due to excessive rain and muddy conditions preventing access								
<sup>3</sup> No traps were serviced in Zone 3 during the week of March 20 due to pesticide applications on site								

### Zone 3 - Almond Orchard - Pheromone/PPO Baited Traps



## Zone 5 – Pistachio Orchard

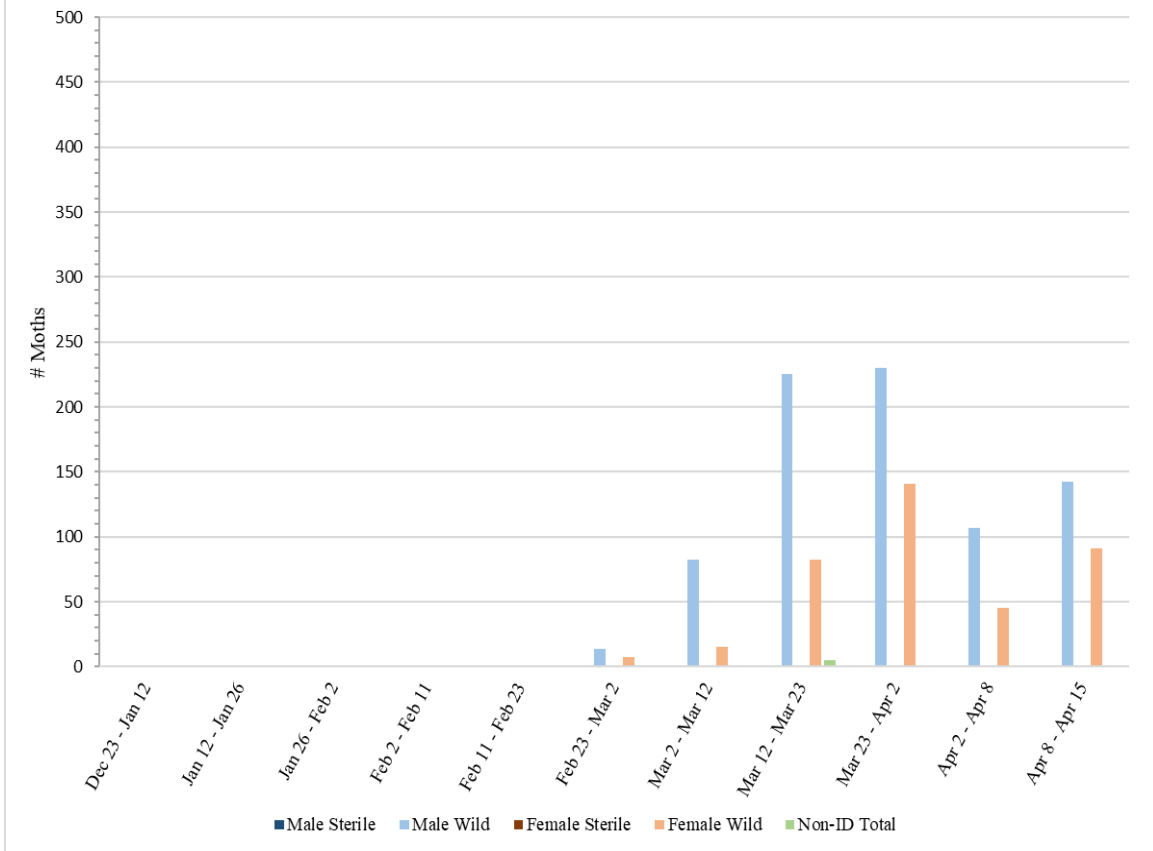
A total of 9 pheromone/PPO lure-baited traps were collected from Zone 5 on Thursday, April 2.

A total of 9 pheromone/PPO lure-baited traps were collected from Zone 5 on Wednesday, April 8.

A total of 9 pheromone/PPO lure-baited traps were collected from Zone 5 on Wednesday, April 15.

<b>Zone 5 - Pistachio</b>								
Pheromone/PPO Lure Baited Traps								
Dates Traps in Field	# of Releases During Trap Period	Male Sterile	Male Wild	Male Total	Female Sterile	Female Wild	Female Total	Non-ID Total
<sup>1</sup> Dec 23 – Jan 12	0	0	0	0	0	0	0	0
<sup>2</sup> Jan 12 – Jan 26	0	0	0	0	0	0	0	0
Jan 26 – Feb 2	0	0	0	0	0	0	0	0
Feb 2 - Feb 11	0	0	0	0	0	0	0	0
<sup>3</sup> Feb 11 - Feb 23	0	0	0	0	0	0	0	0
Feb 23 - Mar 2	0	0	14	14	0	7	7	0
Mar 2 - Mar 12	0	0	82	82	0	15	15	0
<sup>4</sup> Mar 12 - Mar 23	0	0	225	225	0	82	82	5
<b>Mar 23 – Apr 2</b>	<b>0</b>	<b>0</b>	<b>230</b>	<b>230</b>	<b>0</b>	<b>141</b>	<b>141</b>	<b>0</b>
<b>Apr 2 – Apr 8</b>	<b>0</b>	<b>0</b>	<b>107</b>	<b>107</b>	<b>0</b>	<b>45</b>	<b>45</b>	<b>0</b>
<b>Apr 8 – Apr 15</b>	<b>0</b>	<b>0</b>	<b>142</b>	<b>142</b>	<b>0</b>	<b>91</b>	<b>91</b>	<b>0</b>
<sup>1</sup> No traps were serviced in Zone 5 during the weeks of January 2 and January 9 due to excessive rain and muddy conditions preventing access								
<sup>2</sup> No traps were serviced in Zone 5 during the week of January 23 due to pesticide applications on site								
<sup>3</sup> No traps were serviced in Zone 5 during the week of February 20 due to excessive rain and muddy conditions preventing access								
<sup>4</sup> No traps were serviced in Zone 5 during the week of March 20 due to pesticide applications on site								

### Zone 5 - Pistachio Orchard - Pheromone/PPO Baited Traps



## Zone 6 – Pistachio Orchard

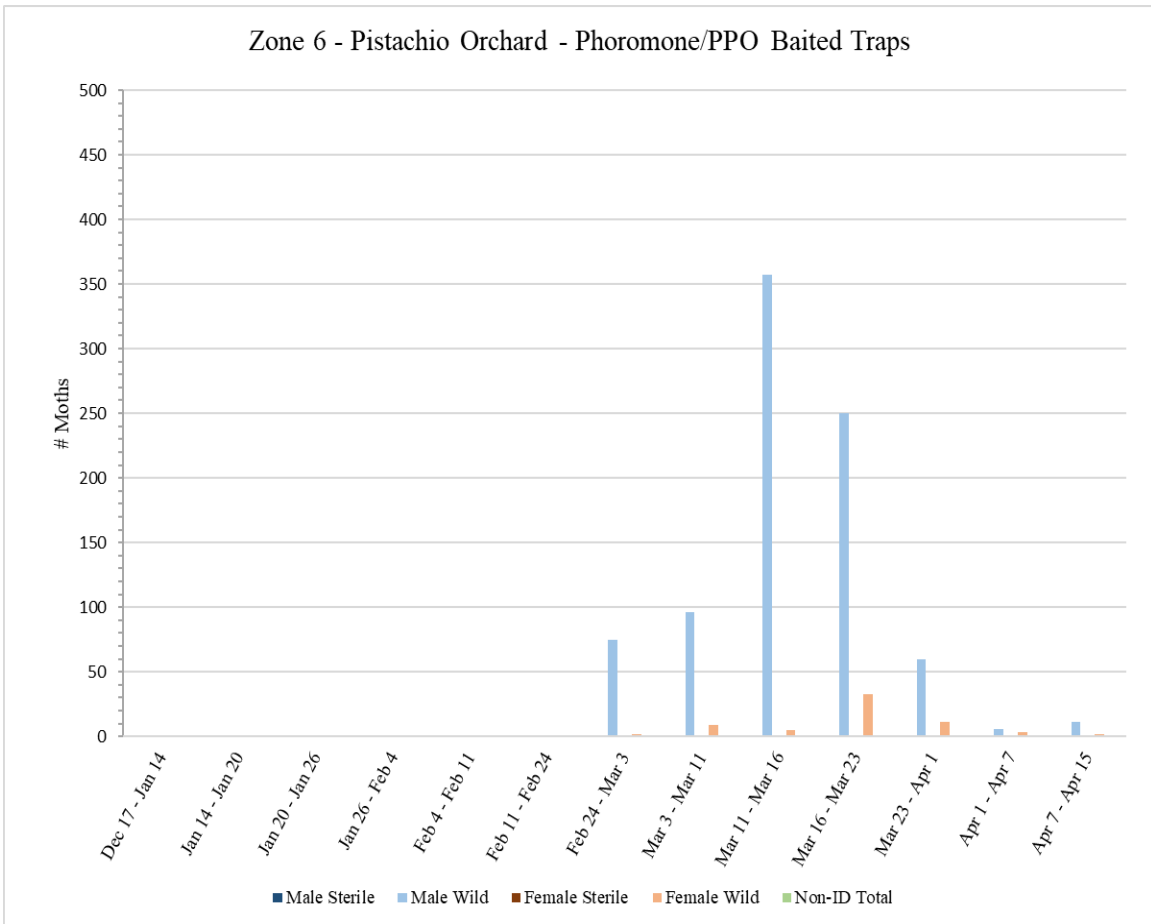
A total of **9** pheromone/PPO lure-baited traps were collected from Zone 6 on Wednesday, April 1.

A total of **9** pheromone/PPO lure-baited traps were collected from Zone 6 on Tuesday, April 7.

A total of **8** pheromone/PPO lure-baited traps were collected from Zone 6 on Wednesday, April 15. Trap number 1 was missing.

<b>Zone 6 - Pistachio</b>								
Pheromone/PPO Lure Baited Traps								
Dates Traps in Field	# of Releases During Trap Period	Male Sterile	Male Wild	Male Total	Female Sterile	Female Wild	Female Total	Non-ID Total
<sup>1</sup> Dec 17 – Jan 14	0	0	0	0	0	0	0	0
Jan 14 – Jan 20	0	0	0	0	0	0	0	0
Jan 20 – Jan 26	0	0	0	0	0	0	0	0
Jan 26 – Feb 4	0	0	0	0	0	0	0	0
Feb 4 - Feb 11	0	0	1	1	0	0	0	0
<sup>2</sup> Feb 11 - Feb 24	0	0	0	0	0	0	0	0
Feb 24 - Mar 3	0	0	75	75	0	2	2	0
Mar 3 - Mar 11	0	0	96	96	0	9	9	0
Mar 11 – Mar 16	0	0	357	357	0	5	5	0
Mar 16 – Mar 23	0	0	250	250	0	33	33	0
<b>Mar 23 – Apr 1</b>	<b>0</b>	<b>0</b>	<b>60</b>	<b>60</b>	<b>0</b>	<b>11</b>	<b>11</b>	<b>0</b>
<b>Apr 1 – Apr 7</b>	<b>0</b>	<b>0</b>	<b>6</b>	<b>6</b>	<b>0</b>	<b>3</b>	<b>3</b>	<b>0</b>
<b>Apr 7 – Apr 15</b>	<b>0</b>	<b>0</b>	<b>11</b>	<b>11</b>	<b>0</b>	<b>2</b>	<b>2</b>	<b>0</b>
<sup>1</sup> No traps were serviced in Zone 6 during the week of December 26 due to pesticide applications on site; no traps were serviced in Zone 6 during the weeks of January 2 and January 9 due to excessive rain and muddy conditions preventing access								
<sup>2</sup> No traps were serviced in Zone 6 during the week of February 20 due to excessive rain and muddy conditions preventing access								

### Zone 6 - Pistachio Orchard - Phoromone/PPO Baited Traps



## Zone 7 – Almond Orchard

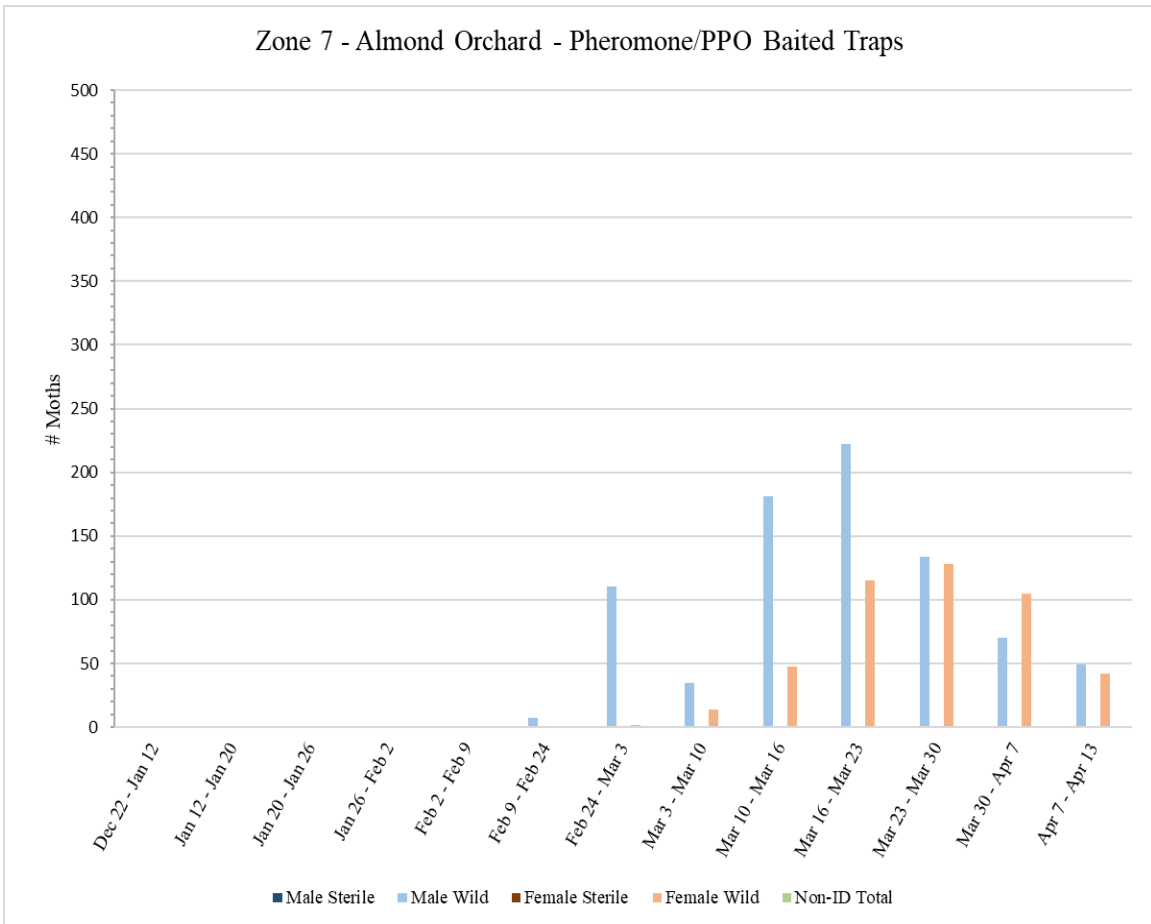
A total of 9 pheromone/PPO lure-baited traps were collected from Zone 7 on Monday, March 30.

A total of 9 pheromone/PPO lure-baited traps were collected from Zone 7 on Tuesday, April 7.

A total of 9 pheromone/PPO lure-baited traps were collected from Zone 7 on Monday, April 13.

<b>Zone 7 - Almond</b>								
Pheromone/PPO Lure Baited Traps								
Dates Traps in Field	# of Releases During Trap Period	Male Sterile	Male Wild	Male Total	Female Sterile	Female Wild	Female Total	Non-ID Total
<sup>1</sup> Dec 22 – Jan 12	0	0	0	0	0	0	0	0
Jan 12 – Jan 20	0	0	0	0	0	0	0	0
Jan 20 – Jan 26	0	0	0	0	0	0	0	0
Jan 26 – Feb 2	0	0	0	0	0	0	0	0
Feb 2 - Feb 9	0	0	0	0	0	0	0	0
<sup>2</sup> Feb 9 - Feb 24	0	0	7	7	0	0	0	0
Feb 24 - Mar 3	0	0	110	110	0	2	2	0
Mar 3 - Mar 10	0	0	35	35	0	14	14	0
Mar 10 – Mar 16	0	0	181	181	0	48	48	0
Mar 16 – Mar 23	0	0	222	222	0	115	115	0
<b>Mar 23 – Mar 30</b>	<b>0</b>	<b>0</b>	<b>134</b>	<b>134</b>	<b>0</b>	<b>128</b>	<b>128</b>	<b>0</b>
<b>Mar 30 – Apr 7</b>	<b>5</b>	<b>0</b>	<b>70</b>	<b>70</b>	<b>0</b>	<b>105</b>	<b>105</b>	<b>0</b>
<b>Apr 7 – Apr 13</b>	<b>6</b>	<b>0</b>	<b>49</b>	<b>49</b>	<b>0</b>	<b>42</b>	<b>42</b>	<b>0</b>
<sup>1</sup> No traps were serviced in Zone 7 during the weeks of January 2 and January 9 due to excessive rain and muddy conditions preventing access								
<sup>2</sup> No traps were serviced in Zone 7 during the week of February 20 due to excessive rain and muddy conditions preventing access								

### Zone 7 - Almond Orchard - Pheromone/PPO Baited Traps



## Zone 8 – Almond Orchard

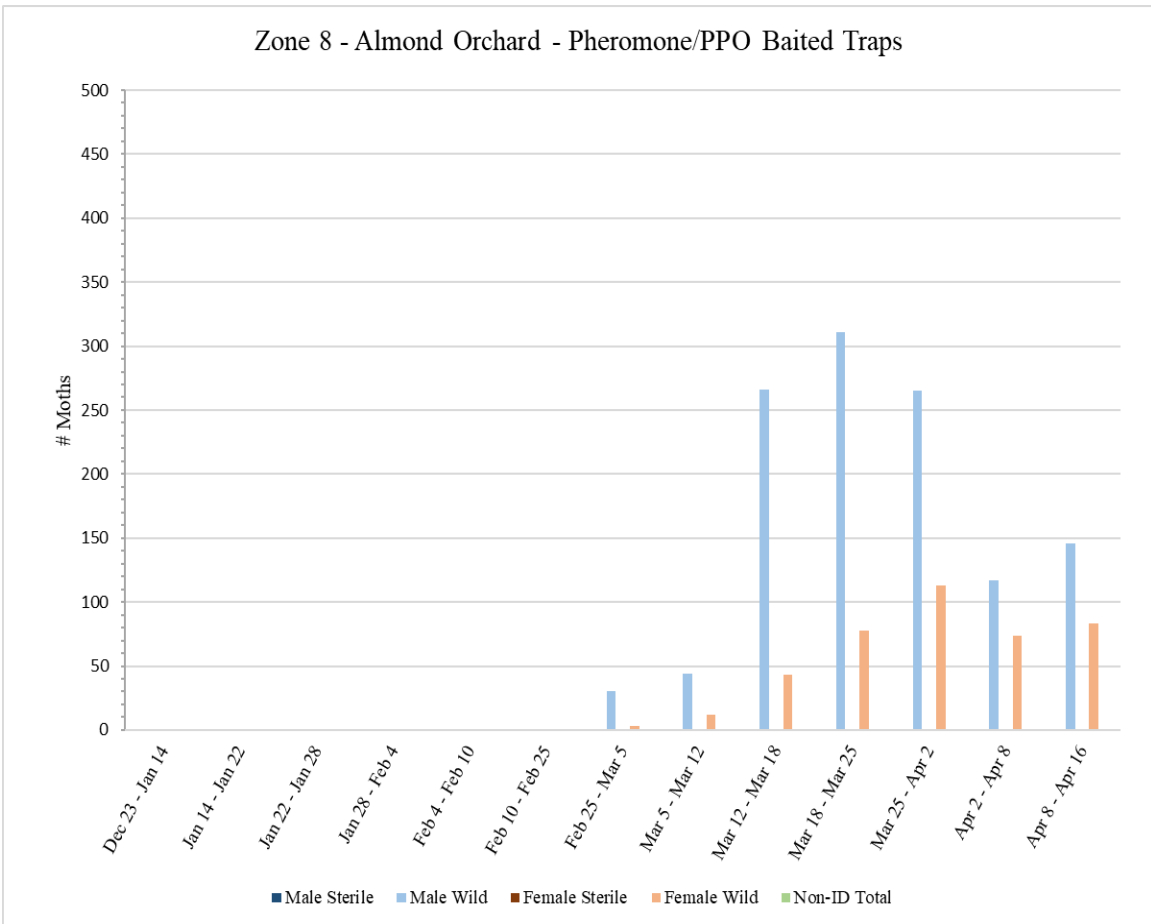
A total of 9 pheromone/PPO lure-baited traps were collected from Zone 8 on Thursday, April 2.

A total of 9 pheromone/PPO lure-baited traps were collected from Zone 8 on Wednesday, April 8.

A total of 9 pheromone/PPO lure-baited traps were collected from Zone 8 on Thursday, April 16.

<b>Zone 8 - Almond</b>								
Pheromone/PPO Lure Baited Traps								
Dates Traps in Field	# of Releases During Trap Period	Male Sterile	Male Wild	Male Total	Female Sterile	Female Wild	Female Total	Non-ID Total
<sup>1</sup> Dec 23 – Jan 14	0	0	0	0	0	0	0	0
Jan 14 – Jan 22	0	0	0	0	0	0	0	0
Jan 22 – Jan 28	0	0	0	0	0	0	0	0
Jan 28 – Feb 4	0	0	0	0	0	0	0	0
Feb 4 - Feb 10	0	0	0	0	0	0	0	0
<sup>2</sup> Feb 10 - Feb 25	0	0	1	1	0	0	0	0
Feb 25 - Mar 5	0	0	30	30	0	3	3	0
Mar 5 - Mar 12	0	0	44	44	0	12	12	0
Mar 12 – Mar 18	0	0	266	266	0	43	43	0
Mar 18 – Mar 25	0	0	311	311	0	78	78	0
<b>Mar 25 – Apr 2</b>	<b>1</b>	<b>0</b>	<b>265</b>	<b>265</b>	<b>0</b>	<b>113</b>	<b>113</b>	<b>0</b>
<b>Apr 2 – Apr 8</b>	<b>6</b>	<b>0</b>	<b>117</b>	<b>117</b>	<b>0</b>	<b>74</b>	<b>74</b>	<b>0</b>
<b>Apr 8 – Apr 16</b>	<b>8</b>	<b>0</b>	<b>146</b>	<b>146</b>	<b>0</b>	<b>83</b>	<b>83</b>	<b>0</b>
<sup>1</sup> No traps were serviced in Zone 8 during the weeks of January 2 and January 9 due to excessive rain and muddy conditions preventing access								
<sup>2</sup> No traps were serviced in Zone 8 during the week of February 20 due to excessive rain and muddy conditions preventing access								

### Zone 8 - Almond Orchard - Pheromone/PPO Baited Traps



## Zone 9 – Almond Orchard

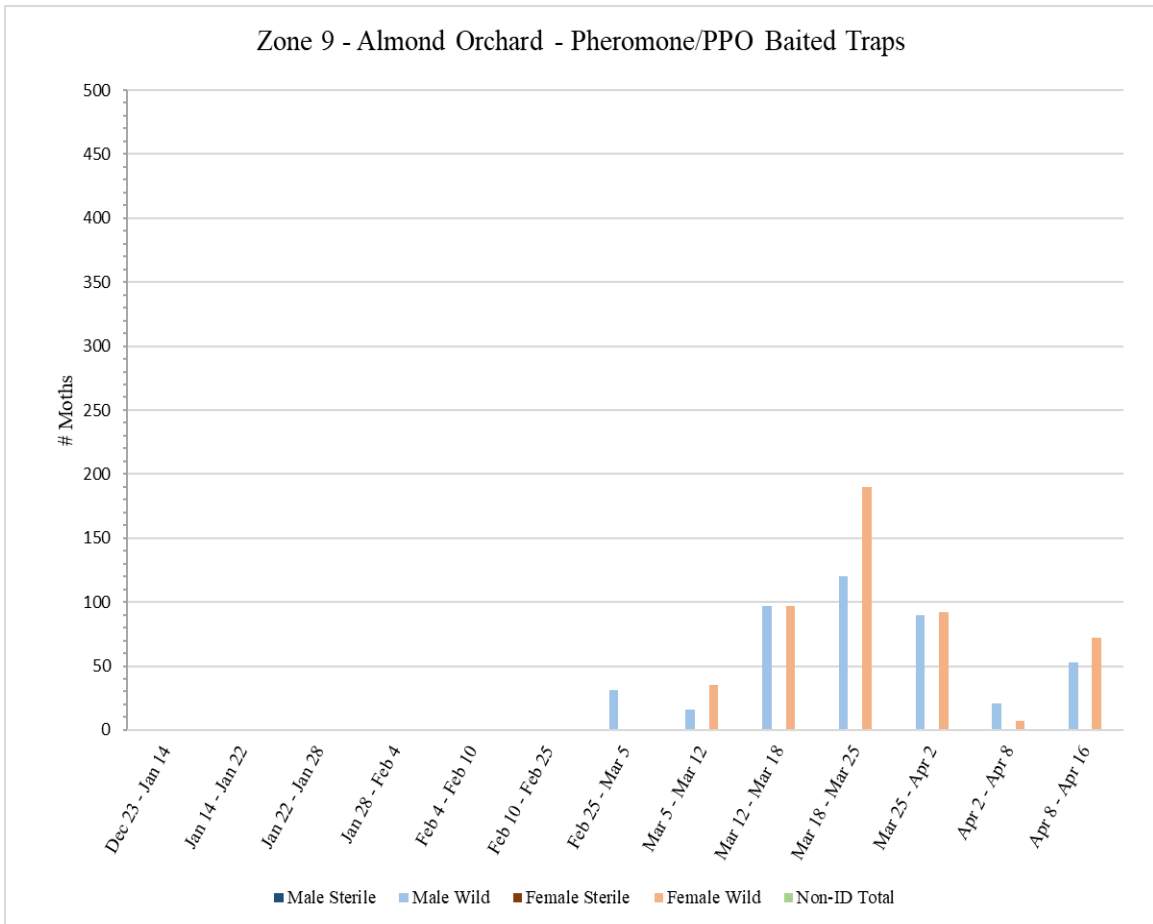
A total of 9 pheromone/PPO lure-baited traps were collected from Zone 9 on Thursday, April 2.

A total of 9 pheromone/PPO lure-baited traps were collected from Zone 9 on Wednesday, April 8.

A total of 9 pheromone/PPO lure-baited traps were collected from Zone 9 on Thursday, April 16.

<b>Zone 9 - Almond</b>								
Pheromone/PPO Lure Baited Traps								
Dates Traps in Field	# of Releases During Trap Period	Male Sterile	Male Wild	Male Total	Female Sterile	Female Wild	Female Total	Non-ID Total
<sup>1</sup> Dec 23 – Jan 14	0	0	0	0	0	0	0	0
Jan 14 – Jan 22	0	0	0	0	0	0	0	0
Jan 22 – Jan 28	0	0	0	0	0	0	0	0
Jan 28 – Feb 4	0	0	0	0	0	0	0	0
Feb 4 - Feb 10	0	0	0	0	0	0	0	0
<sup>2</sup> Feb 10 - Feb 25	0	0	1	1	0	0	0	0
Feb 25 - Mar 5	0	0	31	31	0	0	0	0
Mar 5 - Mar 12	0	0	16	16	0	35	35	0
Mar 12 – Mar 18	0	0	97	97	0	97	97	0
Mar 18 – Mar 25	0	0	120	120	0	190	190	0
<b>Mar 25 – Apr 2</b>	<b>0</b>	<b>0</b>	<b>90</b>	<b>90</b>	<b>0</b>	<b>92</b>	<b>92</b>	<b>0</b>
<b>Apr 2 – Apr 8</b>	<b>0</b>	<b>0</b>	<b>21</b>	<b>21</b>	<b>0</b>	<b>7</b>	<b>7</b>	<b>0</b>
<b>Apr 8 – Apr 16</b>	<b>0</b>	<b>0</b>	<b>53</b>	<b>53</b>	<b>0</b>	<b>72</b>	<b>72</b>	<b>0</b>
<sup>1</sup> No traps were serviced in Zone 9 during the weeks of January 2 and January 9 due to excessive rain and muddy conditions preventing access								
<sup>2</sup> No traps were serviced in Zone 9 during the week of February 20 due to excessive rain and muddy conditions preventing access								

### Zone 9 - Almond Orchard - Pheromone/PPO Baited Traps



## Zone 10 – Almond Orchard

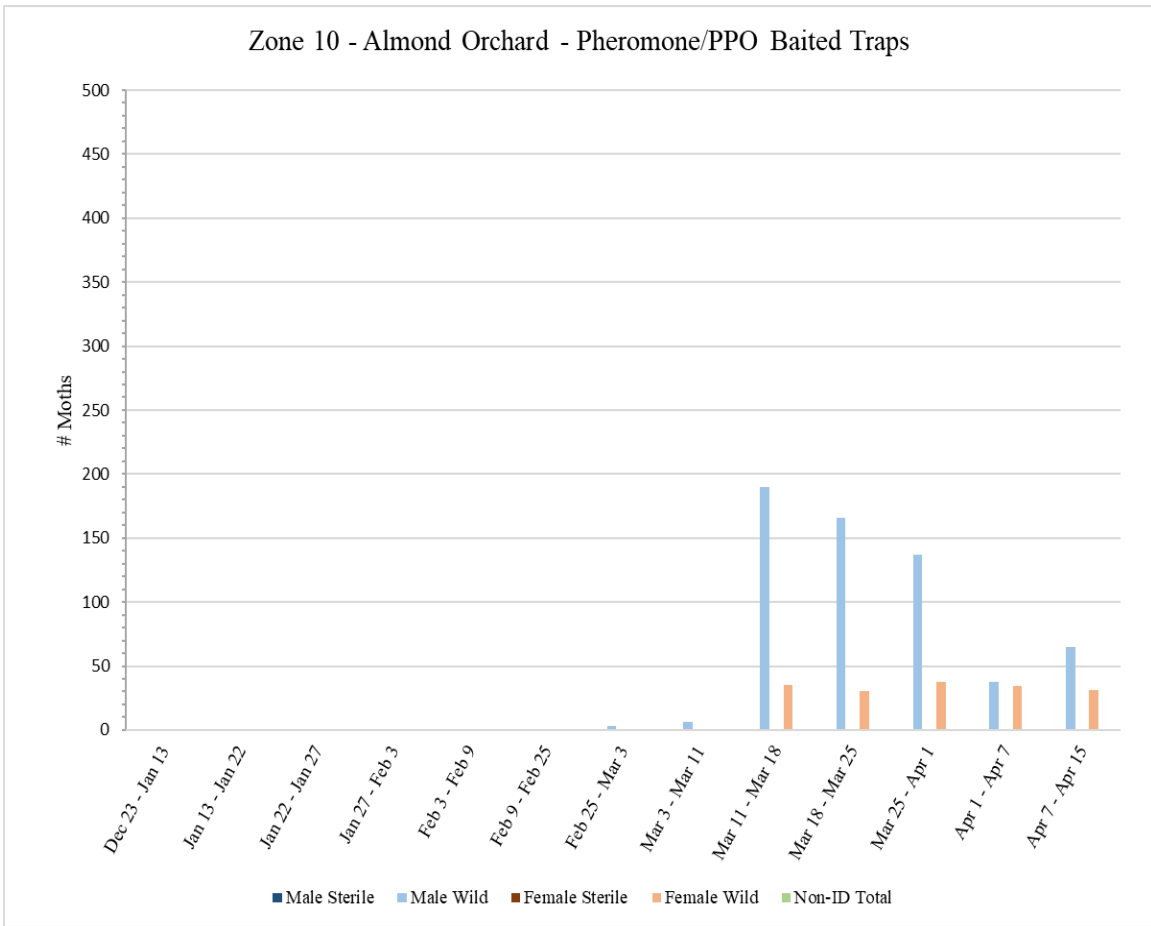
A total of 9 pheromone/PPO lure-baited traps were collected from Zone 10 on Wednesday, April 1.

A total of 9 pheromone/PPO lure-baited traps were collected from Zone 10 on Tuesday, April 7.

A total of 9 pheromone/PPO lure-baited traps were collected from Zone 10 on Wednesday, April 15.

<b>Zone 10 - Almond</b>								
Pheromone/PPO Lure Baited Traps								
Dates Traps in Field	# of Releases During Trap Period	Male Sterile	Male Wild	Male Total	Female Sterile	Female Wild	Female Total	Non-ID Total
<sup>1</sup> Dec 23 – Jan 13	0	0	0	0	0	0	0	0
Jan 13 – Jan 22	0	0	0	0	0	0	0	0
<sup>2</sup> Jan 22 – Jan 27	0	0	0	0	0	0	0	0
Jan 27 – Feb 3	0	0	0	0	0	0	0	0
Feb 3 - Feb 9	0	0	0	0	0	0	0	0
<sup>3</sup> Feb 9 - Feb 25	0	0	0	0	0	0	0	0
Feb 25 - Mar 3	0	0	3	3	0	0	0	0
Mar 3 - Mar 11	0	0	6	6	0	1	1	0
Mar 11 – Mar 18	0	0	190	190	0	35	35	0
Mar 18 – Mar 25	0	0	166	166	0	30	30	0
<b>Mar 25 – Apr 1</b>	<b>0</b>	<b>0</b>	<b>137</b>	<b>137</b>	<b>0</b>	<b>38</b>	<b>38</b>	<b>0</b>
<b>Apr 1 – Apr 7</b>	<b>5</b>	<b>0</b>	<b>38</b>	<b>38</b>	<b>0</b>	<b>34</b>	<b>34</b>	<b>0</b>
<b>Apr 7 – Apr 15</b>	<b>8</b>	<b>1</b>	<b>65</b>	<b>66</b>	<b>1</b>	<b>31</b>	<b>32</b>	<b>0</b>
<sup>1</sup> No traps were serviced in Zone 10 during the weeks of January 2 and January 9 due to excessive rain and muddy conditions preventing access								
<sup>2</sup> Trap numbers 3, 4, 5, 8, and 9 not serviced in Zone 10 during the week of January 30 due to pesticide applications on site								
<sup>3</sup> No traps were serviced in Zone 10 during the week of February 20 due to excessive rain and muddy conditions preventing access								

### Zone 10 - Almond Orchard - Pheromone/PPO Baited Traps



## Zone 11 – Almond Orchard

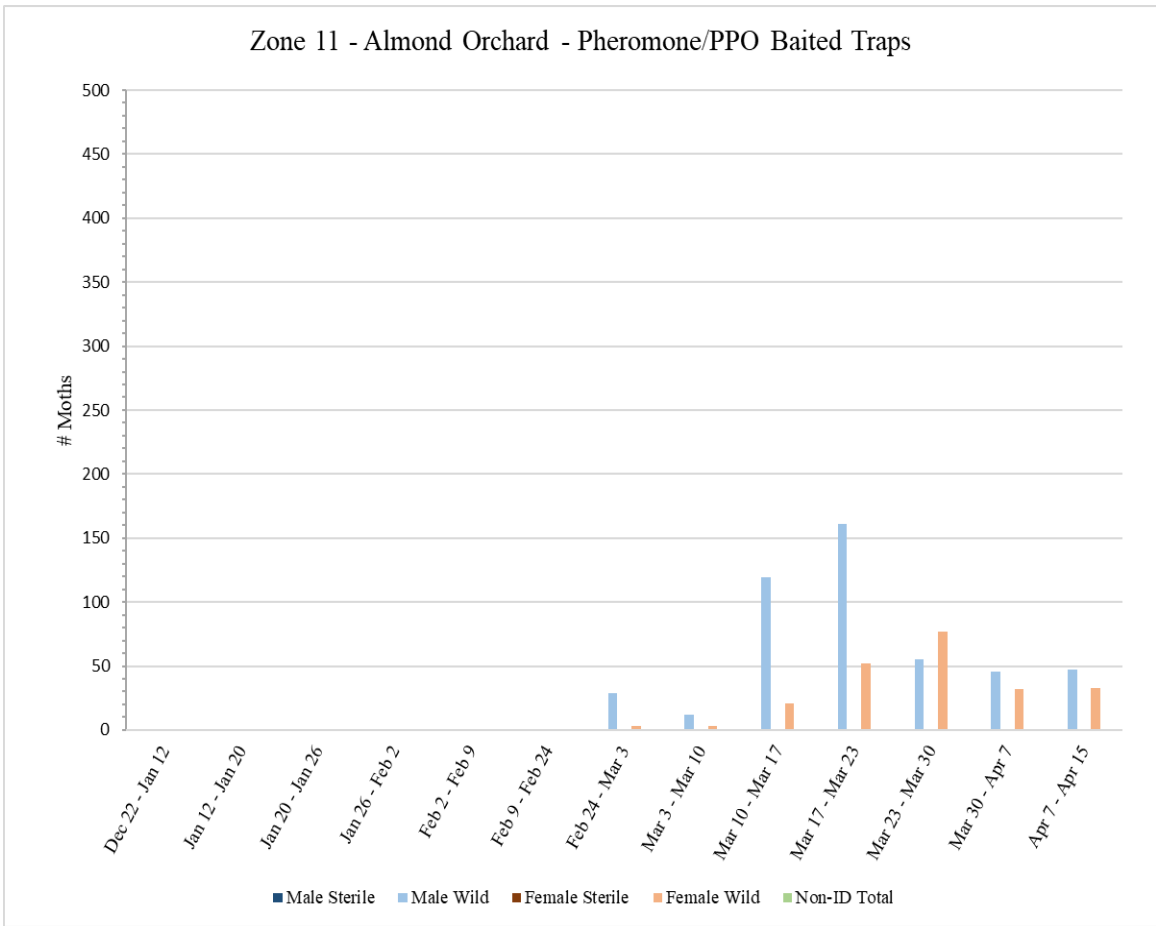
A total of 9 pheromone/PPO lure-baited traps were collected from Zone 11 on Monday, March 30.

A total of 9 pheromone/PPO lure-baited traps were collected from Zone 11 on Tuesday, April 7.

A total of 9 pheromone/PPO lure-baited traps were collected from Zone 11 on Wednesday, April 15.

<b>Zone 11 - Almond</b>								
Pheromone/PPO Lure Baited Traps								
Dates Traps in Field	# of Releases During Trap Period	Male Sterile	Male Wild	Male Total	Female Sterile	Female Wild	Female Total	Non-ID Total
<sup>1</sup> Dec 22 – Jan 12	0	0	0	0	0	0	0	0
Jan 12 – Jan 20	0	0	0	0	0	0	0	0
Jan 20 – Jan 26	0	0	0	0	0	0	0	0
Jan 26 – Feb 2	0	0	0	0	0	0	0	0
Feb 2 - Feb 9	0	0	0	0	0	0	0	0
<sup>2</sup> Feb 9 - Feb 24	0	0	0	0	0	0	0	0
Feb 24 - Mar 3	0	0	29	29	0	3	3	0
Mar 3 - Mar 10	0	0	12	12	0	3	3	0
Mar 10 – Mar 17	0	0	119	119	0	21	21	0
Mar 17 – Mar 23	0	0	161	161	0	52	52	0
<b>Mar 23 – Mar 30</b>	<b>0</b>	<b>0</b>	<b>55</b>	<b>55</b>	<b>0</b>	<b>77</b>	<b>77</b>	<b>0</b>
<b>Mar 30 – Apr 7</b>	<b>5</b>	<b>0</b>	<b>46</b>	<b>46</b>	<b>0</b>	<b>32</b>	<b>32</b>	<b>0</b>
<b>Apr 7 – Apr 15</b>	<b>8</b>	<b>0</b>	<b>47</b>	<b>47</b>	<b>0</b>	<b>33</b>	<b>33</b>	<b>0</b>
<sup>1</sup> No traps were serviced in Zone 11 during the weeks of January 2 and January 9 due to excessive rain and muddy conditions preventing access								
<sup>2</sup> No traps were serviced in Zone 11 during the week of February 20 due to excessive rain and muddy conditions preventing access								

### Zone 11 - Almond Orchard - Pheromone/PPO Baited Traps



## Zone 12 – Almond Orchard

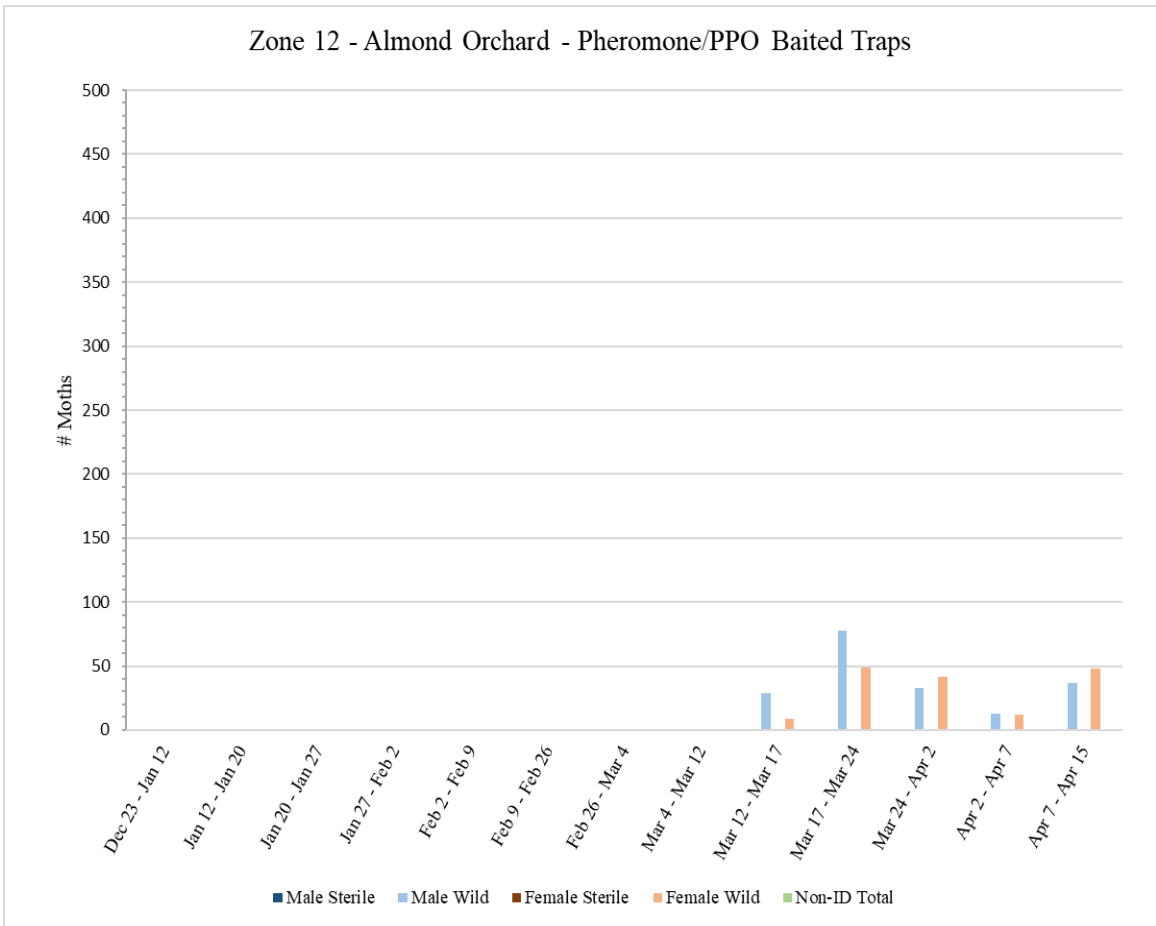
A total of 9 pheromone/PPO lure-baited traps were collected from Zone 12 on Thursday, April 2.

A total of 9 pheromone/PPO lure-baited traps were collected from Zone 12 on Tuesday, April 7.

A total of 9 pheromone/PPO lure-baited traps were collected from Zone 12 on Wednesday, April 15.

<b>Zone 12 - Almond</b>								
Pheromone/PPO Lure Baited Traps								
Dates Traps in Field	# of Releases During Trap Period	Male Sterile	Male Wild	Male Total	Female Sterile	Female Wild	Female Total	Non-ID Total
<sup>1</sup> Dec 23 – Jan 12	0	0	0	0	0	0	0	0
Jan 12 – Jan 20	0	0	0	0	0	0	0	0
Jan 20 – Jan 27	0	0	0	0	0	0	0	0
Jan 27 – Feb 2	0	0	0	0	0	0	0	0
Feb 2 - Feb 9	0	0	0	0	0	0	0	0
<sup>2</sup> Feb 9 - Feb 26	0	0	0	0	0	0	0	0
Feb 26 - Mar 4	0	0	0	0	0	0	0	0
Mar 4 - Mar 12	0	0	1	1	0	1	1	0
Mar 12 – Mar 17	0	0	29	29	0	9	9	0
Mar 17 – Mar 24	0	0	78	78	0	49	49	0
<b>Mar 24 – Apr 2</b>	<b>0</b>	<b>0</b>	<b>33</b>	<b>33</b>	<b>0</b>	<b>42</b>	<b>42</b>	<b>0</b>
<b>Apr 2 – Apr 7</b>	<b>0</b>	<b>0</b>	<b>13</b>	<b>13</b>	<b>0</b>	<b>12</b>	<b>12</b>	<b>0</b>
<b>Apr 7 – Apr 15</b>	<b>0</b>	<b>0</b>	<b>37</b>	<b>37</b>	<b>0</b>	<b>48</b>	<b>48</b>	<b>0</b>
<sup>1</sup> No traps were serviced in Zone 12 during the weeks of January 2 and January 9 due to excessive rain and muddy conditions preventing access								
<sup>2</sup> No traps were serviced in Zone 12 during the week of February 20 due to excessive rain and muddy conditions preventing access								

### Zone 12 - Almond Orchard - Pheromone/PPO Baited Traps



## Zone 13 – Almond Orchard

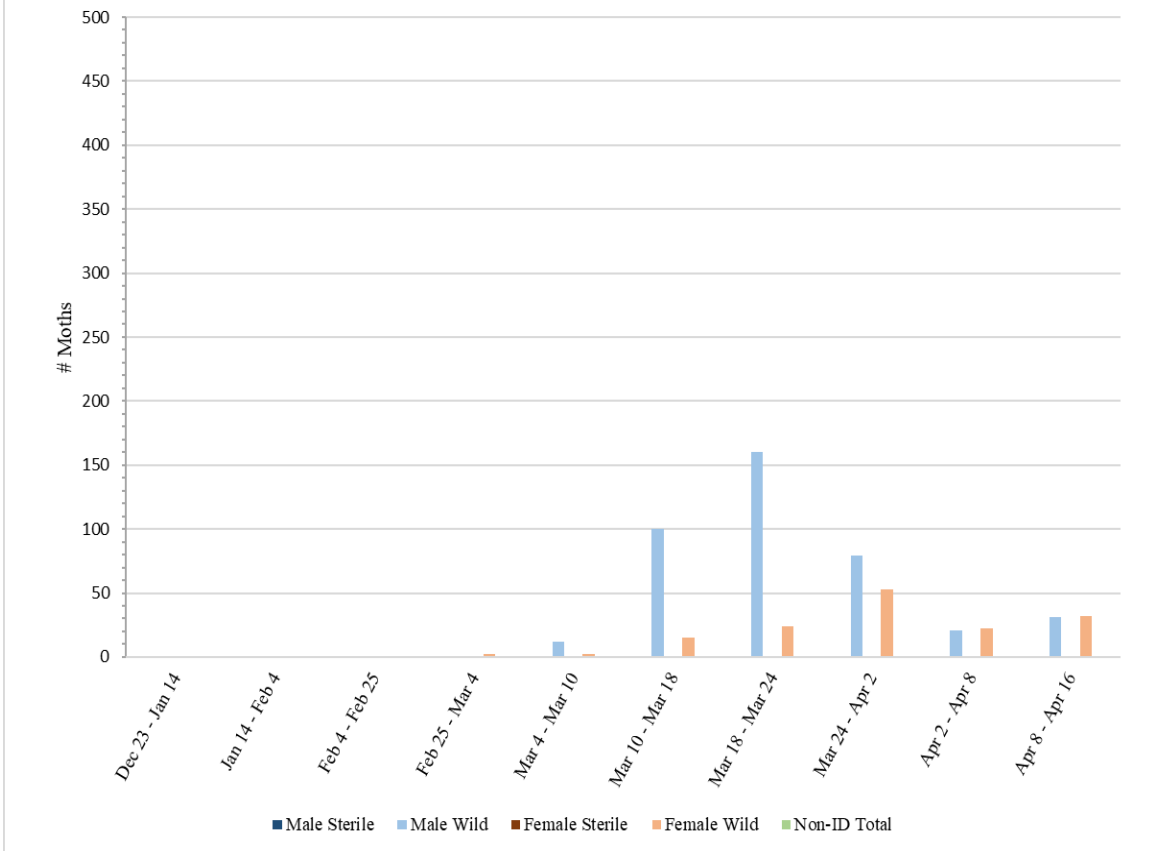
A total of 9 pheromone/PPO lure-baited traps were collected from Zone 13 on Thursday, April 2.

A total of 9 pheromone/PPO lure-baited traps were collected from Zone 13 on Wednesday, April 8.

A total of 9 pheromone/PPO lure-baited traps were collected from Zone 13 on Thursday, April 16.

<b>Zone 13 - Almond</b>								
Pheromone/PPO Lure Baited Traps								
Dates Traps in Field	# of Releases During Trap Period	Male Sterile	Male Wild	Male Total	Female Sterile	Female Wild	Female Total	Non-ID Total
<sup>1</sup> Dec 23 – Jan 14	0	0	0	0	0	0	0	0
<sup>2</sup> Jan 14 – Feb 4	0	0	0	0	0	0	0	0
<sup>3</sup> Feb 4 - Feb 25	0	0	1	1	0	0	0	0
Feb 25 - Mar 4	0	0	0	0	0	2	2	0
Mar 4 - Mar 10	0	0	12	12	0	2	2	0
Mar 10 – Mar 18	0	0	100	100	0	15	15	0
Mar 18 – Mar 24	0	0	160	160	0	24	24	0
<b>Mar 24 – Apr 2</b>	<b>1</b>	<b>0</b>	<b>79</b>	<b>79</b>	<b>0</b>	<b>53</b>	<b>53</b>	<b>0</b>
<b>Apr 2 – Apr 8</b>	<b>6</b>	<b>0</b>	<b>21</b>	<b>21</b>	<b>0</b>	<b>22</b>	<b>22</b>	<b>0</b>
<b>Apr 8 – Apr 16</b>	<b>8</b>	<b>0</b>	<b>31</b>	<b>31</b>	<b>0</b>	<b>32</b>	<b>32</b>	<b>0</b>
<sup>1</sup> No traps were serviced in Zone 13 during the weeks of January 2 and January 9 due to excessive rain and muddy conditions preventing access								
<sup>2</sup> No traps were serviced in Zone 13 during the weeks of January 23 and January 30 due to pesticide applications on site								
<sup>3</sup> No traps were serviced in Zone 13 during the week of February 13 due to pesticide applications on site; no traps were serviced in Zone 13 during the week of February 20 due to excessive rain and muddy conditions preventing access								

### Zone 13 - Almond Orchard - Pheromone/PPO Baited Traps



## Zone 14 – Almond Orchard

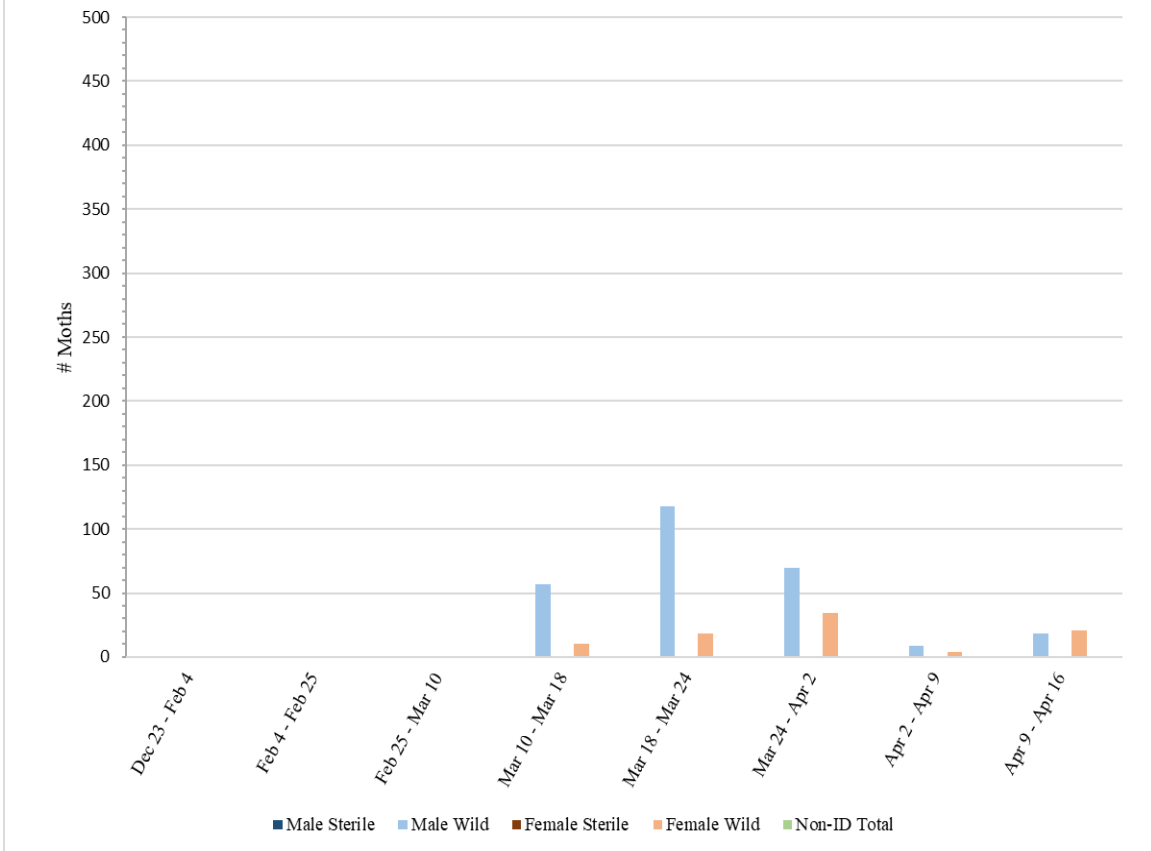
A total of **9** pheromone/PPO lure-baited traps were collected from Zone 14 on Thursday, April 2.

A total of **9** pheromone/PPO lure-baited traps were collected from Zone 14 on Thursday, April 9.

A total of **9** pheromone/PPO lure-baited traps were collected from Zone 14 on Thursday, April 16.

<b>Zone 14 – Almond</b>								
Pheromone/PPO Lure Baited Traps								
Dates Traps in Field	# of Releases During Trap Period	Male Sterile	Male Wild	Male Total	Female Sterile	Female Wild	Female Total	Non-ID Total
<sup>1</sup> Dec 23 – Feb 4	0	0	0	0	0	0	0	0
<sup>2</sup> Feb 4 - Feb 25	0	0	0	0	0	0	0	0
<sup>3</sup> Feb 25 - Mar 10	0	0	0	0	0	0	0	0
<sup>4</sup> Mar 10 – Mar 18	0	0	57	57	0	10	10	0
Mar 18 – Mar 24	0	0	118	118	0	18	18	0
<b>Mar 24 – Apr 2</b>	<b>0</b>	<b>0</b>	<b>70</b>	<b>70</b>	<b>0</b>	<b>34</b>	<b>34</b>	<b>0</b>
<b>Apr 2 – Apr 9</b>	<b>0</b>	<b>0</b>	<b>9</b>	<b>9</b>	<b>0</b>	<b>4</b>	<b>4</b>	<b>0</b>
<b>Apr 9 – Apr 16</b>	<b>0</b>	<b>0</b>	<b>18</b>	<b>18</b>	<b>0</b>	<b>21</b>	<b>21</b>	<b>0</b>
<sup>1</sup> No traps were serviced in Zone 14 during the weeks of January 2 and January 9 due to excessive rain and muddy conditions preventing access; no traps were serviced in Zone 14 during the week of January 16 due to dense fog preventing safe travel to trap sites; no traps were serviced in Zone 14 during the weeks of January 23 and January 30 due to pesticide applications on site								
<sup>2</sup> No traps were serviced in Zone 14 during the week of February 13 due to pesticide applications on site; no traps were serviced in Zone 14 during the week of February 20 due to excessive rain and muddy conditions preventing access								
<sup>3</sup> No traps were serviced in Zone 14 during the week of March 6 due to pesticide applications on site								
<sup>4</sup> Trap number 2 not serviced in Zone 14 during the week of March 20 due to farm equipment preventing access								

### Zone 14 - Almond Orchard - Pheromone/PPO Baited Traps



## Zone 15 – Almond Orchard

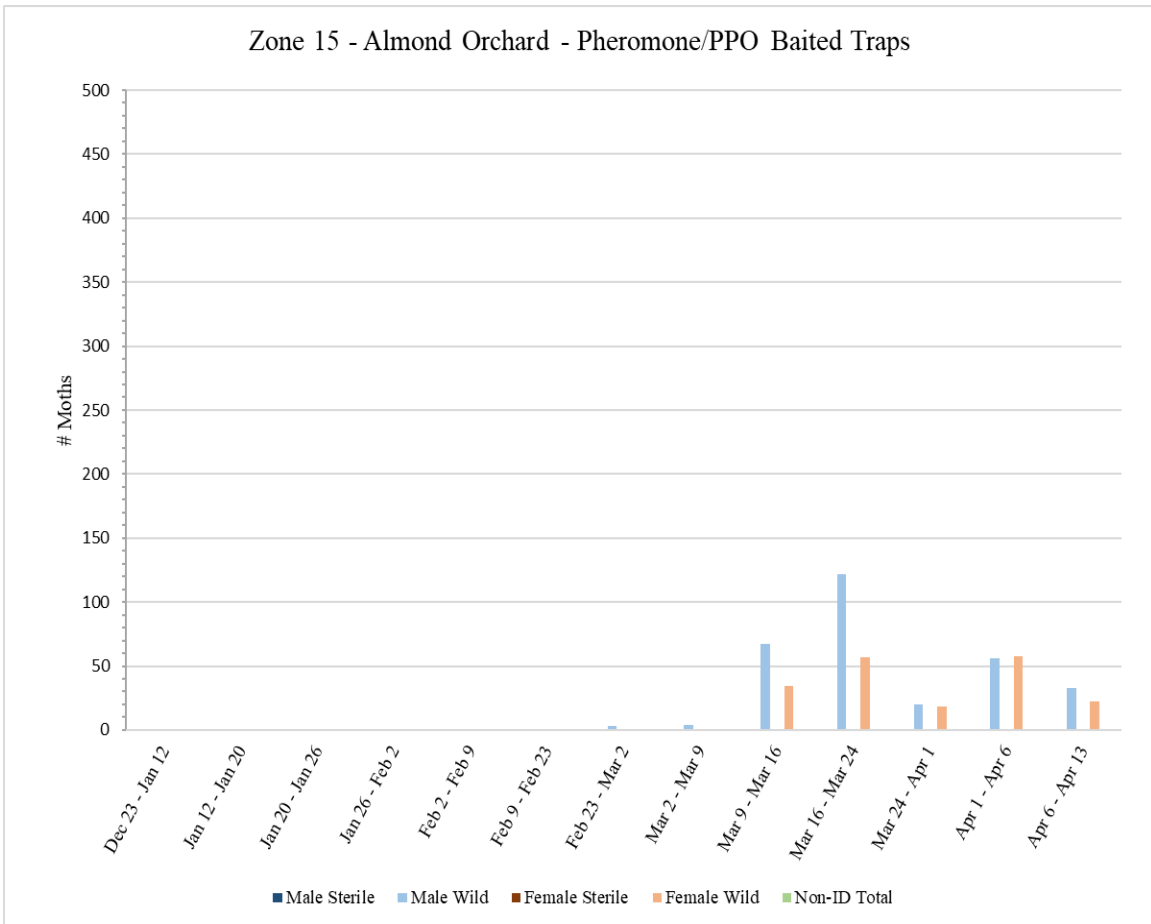
A total of **2** pheromone/PPO lure-baited traps were collected from Zone 15 on Wednesday, April 1. Trap numbers 1, 2, 5, 6, 7, 8, and 9 were not serviced due to pesticide applications.

A total of **9** pheromone/PPO lure-baited traps were collected from Zone 15 on Monday, April 6.

A total of **9** pheromone/PPO lure-baited traps were collected from Zone 15 on Monday, April 13.

<b>Zone 15 - Almond</b>								
Pheromone/PPO Lure Baited Traps								
Dates Traps in Field	# of Releases During Trap Period	Male Sterile	Male Wild	Male Total	Female Sterile	Female Wild	Female Total	Non-ID Total
<sup>1</sup> Dec 23 – Jan 12	0	0	0	0	0	0	0	0
Jan 12 – Jan 20	0	0	0	0	0	0	0	0
Jan 20 – Jan 26	0	0	0	0	0	0	0	0
Jan 26 – Feb 2	0	0	0	0	0	0	0	0
Feb 2 - Feb 9	0	0	0	0	0	0	0	0
<sup>2</sup> Feb 9 - Feb 23	0	0	0	0	0	0	0	0
Feb 23 - Mar 2	0	0	3	3	0	1	1	0
Mar 2 - Mar 9	0	0	4	4	0	1	1	0
Mar 9 – Mar 16	0	0	67	67	0	34	34	0
Mar 16 – Mar 24	0	0	122	122	0	57	57	1
<sup>3</sup> Mar 24 – Apr 1	<b>0</b>	<b>0</b>	<b>20</b>	<b>20</b>	<b>0</b>	<b>18</b>	<b>18</b>	<b>0</b>
<b>Apr 1 – Apr 6</b>	<b>4</b>	<b>0</b>	<b>56</b>	<b>56</b>	<b>0</b>	<b>58</b>	<b>58</b>	<b>0</b>
<b>Apr 6 – Apr 13</b>	<b>7</b>	<b>0</b>	<b>33</b>	<b>33</b>	<b>0</b>	<b>22</b>	<b>22</b>	<b>0</b>
<sup>1</sup> No traps were serviced in Zone 15 during the weeks of January 2 and January 9 due to excessive rain and muddy conditions preventing access								
<sup>2</sup> No traps were serviced in Zone 15 during the week of February 20 due to excessive rain and muddy conditions preventing access								
<sup>3</sup> Only trap numbers 3 and 4 were serviced in Zone 15 during the week of April 3 due to pesticide applications on site								

### Zone 15 - Almond Orchard - Pheromone/PPO Baited Traps



## Zone 16 – Almond Orchard

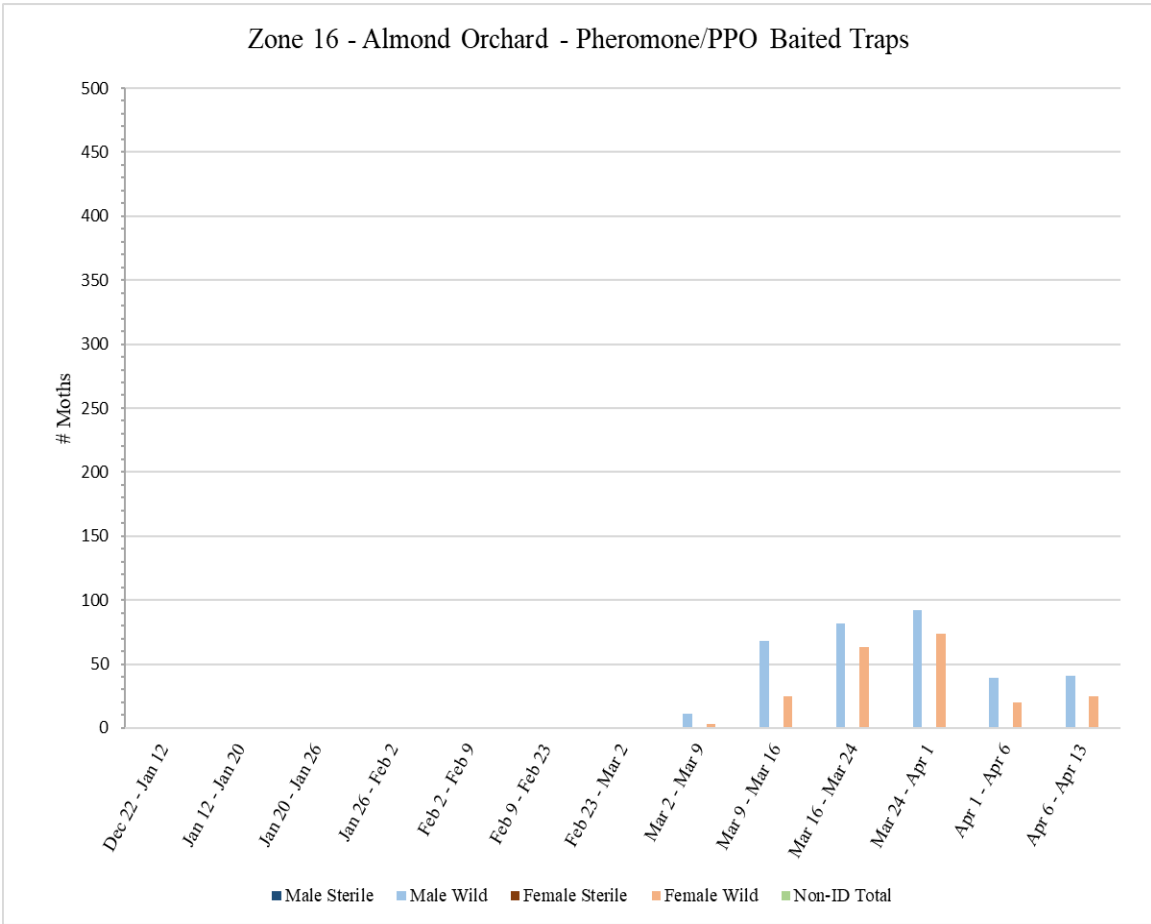
A total of 9 pheromone/PPO lure-baited traps were collected from Zone 16 on Wednesday, April 1.

A total of 9 pheromone/PPO lure-baited traps were collected from Zone 16 on Monday, April 6.

A total of 9 pheromone/PPO lure-baited traps were collected from Zone 16 on Monday, April 13.

<b>Zone 16 - Almond</b>								
Pheromone/PPO Lure Baited Traps								
Dates Traps in Field	# of Releases During Trap Period	Male Sterile	Male Wild	Male Total	Female Sterile	Female Wild	Female Total	Non-ID Total
<sup>1</sup> Dec 22 – Jan 12	0	0	0	0	0	0	0	0
Jan 12 – Jan 20	0	0	0	0	0	0	0	0
Jan 20 – Jan 26	0	0	0	0	0	0	0	0
Jan 26 – Feb 2	0	0	0	0	0	0	0	0
Feb 2 - Feb 9	0	0	0	0	0	0	0	0
<sup>2</sup> Feb 9 - Feb 23	0	0	0	0	0	0	0	0
Feb 23 - Mar 2	0	0	0	0	0	1	1	0
Mar 2 - Mar 9	0	0	11	11	0	3	3	0
Mar 9 – Mar 16	0	0	68	68	0	25	25	0
Mar 16 – Mar 24	0	0	82	82	0	63	63	0
<b>Mar 24 – Apr 1</b>	<b>0</b>	<b>0</b>	<b>92</b>	<b>92</b>	<b>0</b>	<b>74</b>	<b>74</b>	<b>0</b>
<b>Apr 1 – Apr 6</b>	<b>0</b>	<b>0</b>	<b>39</b>	<b>39</b>	<b>0</b>	<b>20</b>	<b>20</b>	<b>0</b>
<b>Apr 6 – Apr 13</b>	<b>0</b>	<b>0</b>	<b>41</b>	<b>41</b>	<b>0</b>	<b>25</b>	<b>25</b>	<b>0</b>
<sup>1</sup> No traps were serviced in Zone 16 during the weeks of January 2 and January 9 due to excessive rain and muddy conditions preventing access								
<sup>2</sup> No traps were serviced in Zone 16 during the week of February 20 due to excessive rain and muddy conditions preventing access								

### Zone 16 - Almond Orchard - Pheromone/PPO Baited Traps



## Zone 17 – Almond Orchard

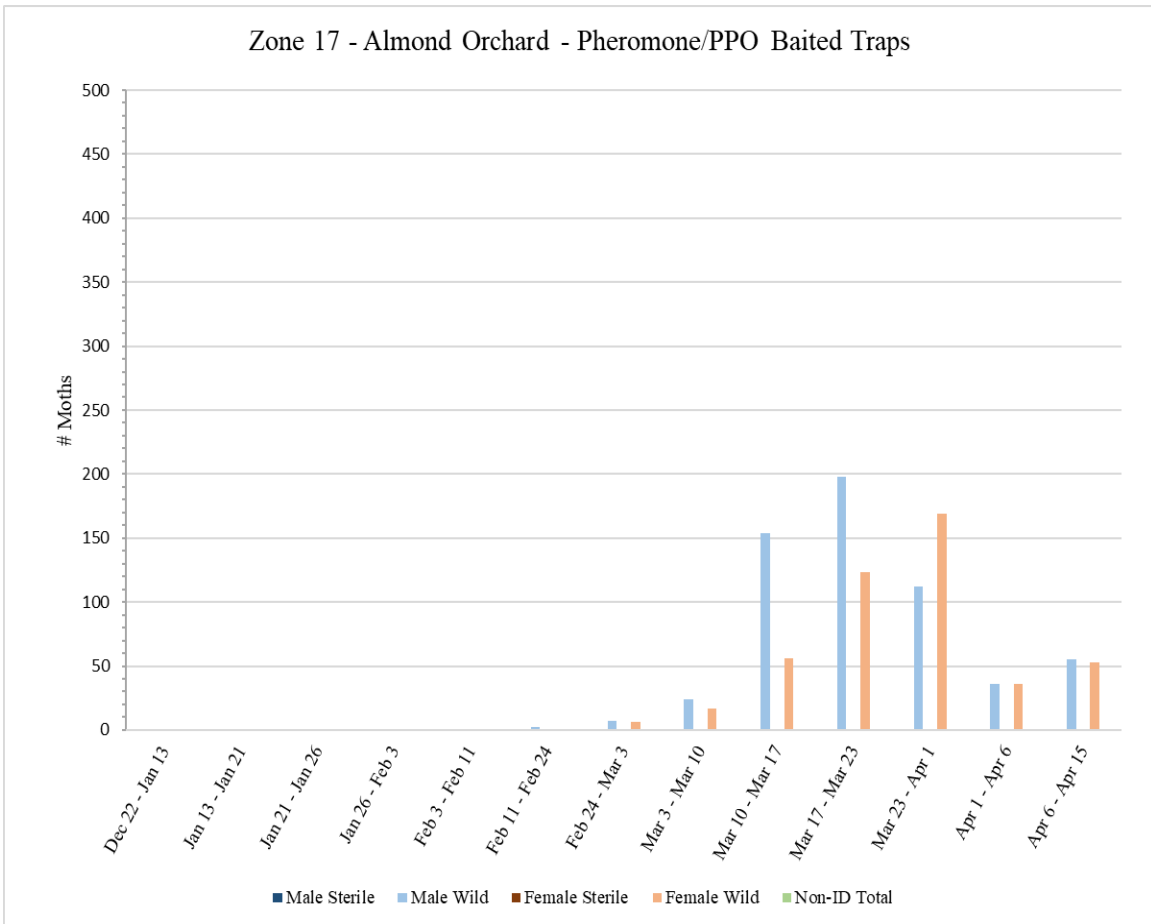
A total of 9 pheromone/PPO lure-baited traps were collected from Zone 17 on Wednesday, April 1.

A total of 9 pheromone/PPO lure-baited traps were collected from Zone 17 on Monday, April 6.

A total of 9 pheromone/PPO lure-baited traps were collected from Zone 17 on Wednesday, April 15.

<b>Zone 17 - Almond</b>								
Pheromone/PPO Lure Baited Traps								
Dates Traps in Field	# of Releases During Trap Period	Male Sterile	Male Wild	Male Total	Female Sterile	Female Wild	Female Total	Non-ID Total
<sup>1</sup> Dec 22 – Jan 13	0	0	1	1	0	0	0	0
Jan 13 – Jan 21	0	0	0	0	0	0	0	0
Jan 21 – Jan 26	0	0	0	0	0	0	0	0
Jan 26 – Feb 3	0	0	0	0	0	0	0	0
Feb 3 - Feb 11	0	0	0	0	0	0	0	0
<sup>2</sup> Feb 11 - Feb 24	0	0	2	2	0	0	0	0
Feb 24 - Mar 3	0	0	7	7	0	6	6	0
Mar 3 - Mar 10	0	0	24	24	0	17	17	0
Mar 10 – Mar 17	0	0	154	154	0	56	56	0
Mar 17 – Mar 23	0	0	198	198	0	123	123	0
<b>Mar 23 – Apr 1</b>	<b>0</b>	<b>0</b>	<b>112</b>	<b>112</b>	<b>0</b>	<b>169</b>	<b>169</b>	<b>0</b>
<b>Apr 1 – Apr 6</b>	<b>4</b>	<b>0</b>	<b>36</b>	<b>36</b>	<b>0</b>	<b>36</b>	<b>36</b>	<b>0</b>
<b>Apr 6 – Apr 15</b>	<b>9</b>	<b>0</b>	<b>55</b>	<b>55</b>	<b>0</b>	<b>53</b>	<b>53</b>	<b>0</b>
<sup>1</sup> No traps were serviced in Zone 17 during the weeks of January 2 and January 9 due to excessive rain and muddy conditions preventing access								
<sup>2</sup> No traps were serviced in Zone 17 during the week of February 20 due to excessive rain and muddy conditions preventing access								

### Zone 17 - Almond Orchard - Pheromone/PPO Baited Traps



## Zone 18 – Almond Orchard

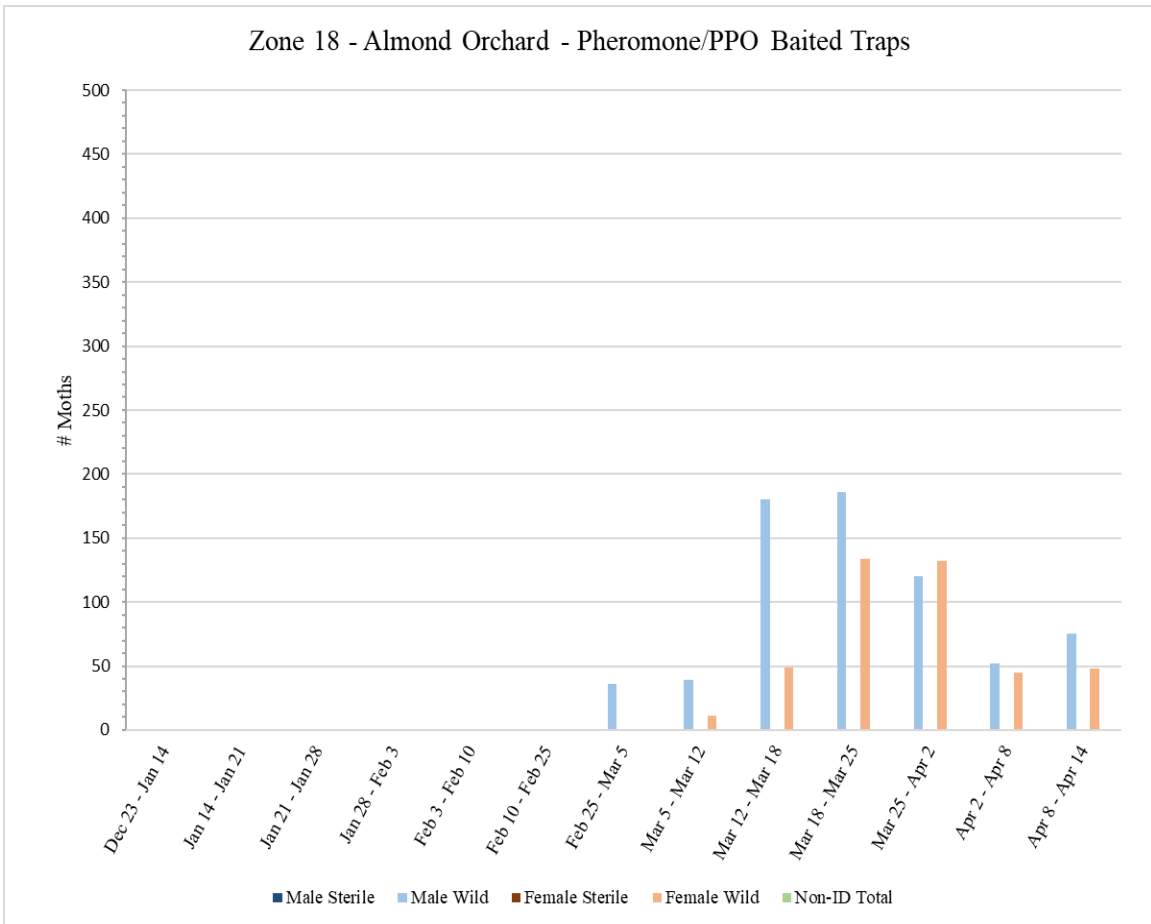
A total of **8** pheromone/PPO lure-baited traps were collected from Zone 18 on Thursday, April 2. Trap number 8 was missing.

A total of **9** pheromone/PPO lure-baited traps were collected from Zone 18 on Wednesday, April 8.

A total of **9** pheromone/PPO lure-baited traps were collected from Zone 18 on Tuesday, April 14.

<b>Zone 18 - Almond</b>								
Pheromone/PPO Lure Baited Traps								
Dates Traps in Field	# of Releases During Trap Period	Male Sterile	Male Wild	Male Total	Female Sterile	Female Wild	Female Total	Non-ID Total
<sup>1</sup> Dec 23 – Jan 14	0	0	0	0	0	0	0	0
Jan 14 – Jan 21	0	0	0	0	0	0	0	0
Jan 21 – Jan 28	0	0	0	0	0	0	0	0
Jan 28 – Feb 3	0	0	0	0	0	0	0	0
Feb 3 - Feb 10	0	0	0	0	0	0	0	0
<sup>2</sup> Feb 10 - Feb 25	0	0	0	0	0	0	0	0
Feb 25 - Mar 5	0	0	36	36	0	0	0	0
Mar 5 - Mar 12	0	0	39	39	0	11	11	0
Mar 12 – Mar 18	0	0	180	180	0	49	49	0
Mar 18 – Mar 25	0	0	186	186	0	134	134	0
<b>Mar 25 – Apr 2</b>	<b>0</b>	<b>0</b>	<b>120</b>	<b>120</b>	<b>0</b>	<b>132</b>	<b>132</b>	<b>0</b>
<b>Apr 2 – Apr 8</b>	<b>0</b>	<b>0</b>	<b>52</b>	<b>52</b>	<b>0</b>	<b>45</b>	<b>45</b>	<b>0</b>
<b>Apr 8 – Apr 14</b>	<b>0</b>	<b>0</b>	<b>75</b>	<b>75</b>	<b>0</b>	<b>48</b>	<b>48</b>	<b>0</b>
<sup>1</sup> No traps were serviced in Zone 18 during the weeks of January 2 and January 9 due to excessive rain and muddy conditions preventing access								
<sup>2</sup> No traps were serviced in Zone 18 during the week of February 20 due to excessive rain and muddy conditions preventing access								

### Zone 18 - Almond Orchard - Pheromone/PPO Baited Traps



## Zone 19 – Almond Orchard

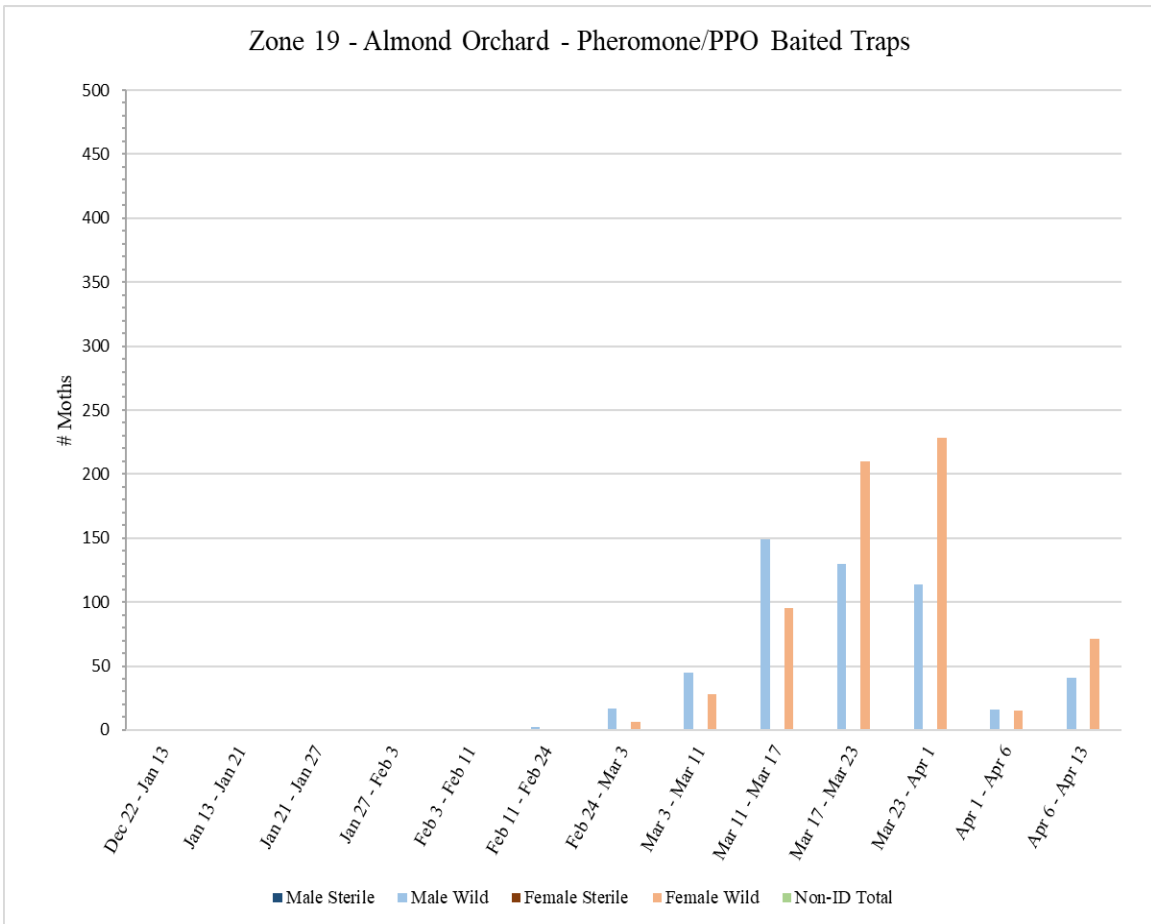
A total of 9 pheromone/PPO lure-baited traps were collected from Zone 19 on Wednesday, April 1.

A total of 9 pheromone/PPO lure-baited traps were collected from Zone 19 on Monday, April 6.

A total of 9 pheromone/PPO lure-baited traps were collected from Zone 19 on Monday, April 13.

<b>Zone 19 - Almond</b>								
Pheromone/PPO Lure Baited Traps								
Dates Traps in Field	# of Releases During Trap Period	Male Sterile	Male Wild	Male Total	Female Sterile	Female Wild	Female Total	Non-ID Total
<sup>1</sup> Dec 22 – Jan 13	0	0	0	0	0	0	0	0
Jan 13 – Jan 21	0	0	0	0	0	0	0	0
Jan 21 – Jan 27	0	0	0	0	0	0	0	0
Jan 27 – Feb 3	0	0	0	0	0	0	0	0
Feb 3 - Feb 11	0	0	1	1	0	0	0	0
<sup>2</sup> Feb 11 - Feb 24	0	0	2	2	0	0	0	0
Feb 24 - Mar 3	0	0	17	17	0	6	6	0
Mar 3 - Mar 11	0	0	45	45	0	28	28	0
Mar 11 – Mar 17	0	0	149	149	0	95	95	0
Mar 17 – Mar 23	0	0	130	130	0	210	210	0
<b>Mar 23 – Apr 1</b>	<b>0</b>	<b>0</b>	<b>114</b>	<b>114</b>	<b>0</b>	<b>228</b>	<b>228</b>	<b>0</b>
<b>Apr 1 – Apr 6</b>	<b>0</b>	<b>0</b>	<b>16</b>	<b>16</b>	<b>0</b>	<b>15</b>	<b>15</b>	<b>0</b>
<b>Apr 6 – Apr 13</b>	<b>0</b>	<b>0</b>	<b>41</b>	<b>41</b>	<b>0</b>	<b>71</b>	<b>71</b>	<b>0</b>
<sup>1</sup> No traps were serviced in Zone 19 during the weeks of January 2 and January 9 due to excessive rain and muddy conditions preventing access								
<sup>2</sup> No traps were serviced in Zone 19 during the week of February 20 due to excessive rain and muddy conditions preventing access								

### Zone 19 - Almond Orchard - Pheromone/PPO Baited Traps



## Zone 20 – Almond Orchard

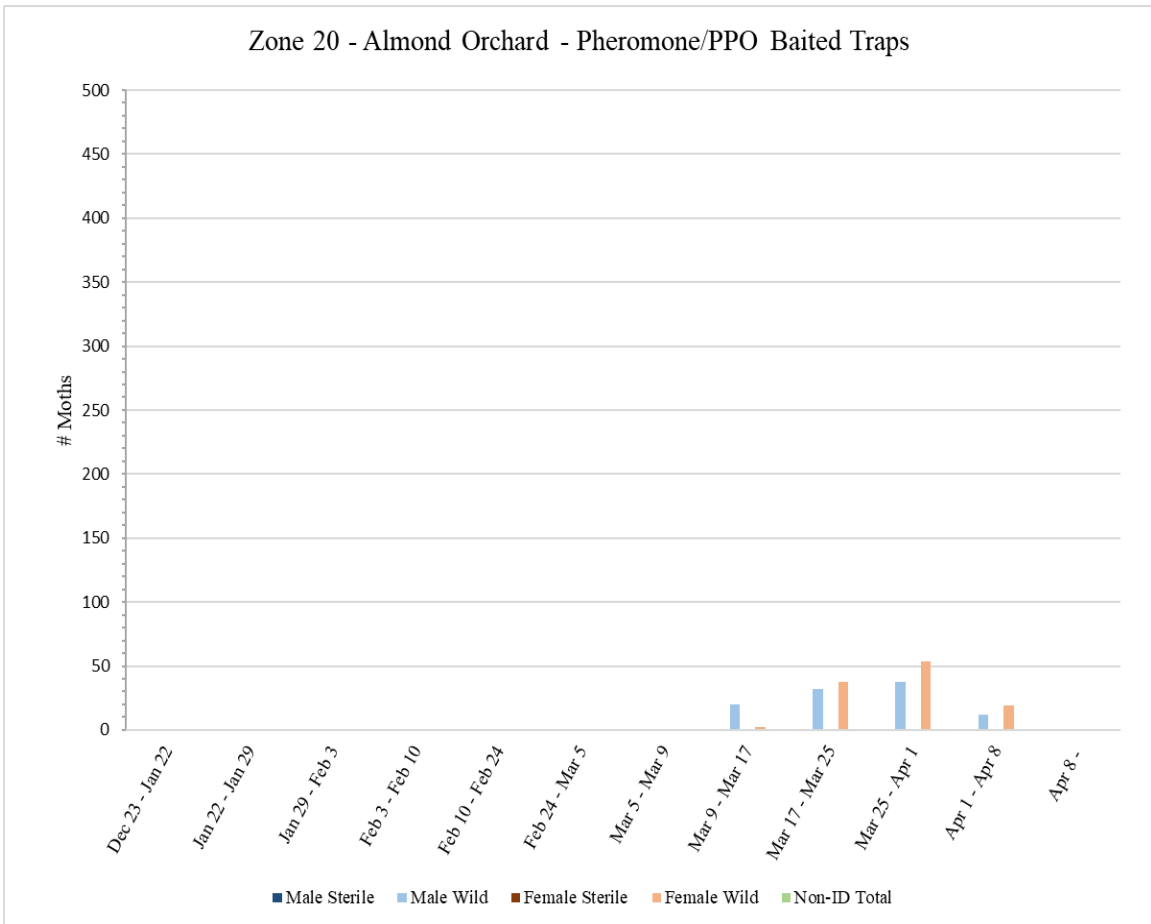
A total of 9 pheromone/PPO lure-baited traps were collected from Zone 20 on Wednesday, April 1.

A total of 9 pheromone/PPO lure-baited traps were collected from Zone 20 on Wednesday, April 8.

No traps were collected from Zone 20 during the week of April 17 due to pesticide applications on site.

<b>Zone 20 - Almond</b>								
Pheromone/PPO Lure Baited Traps								
Dates Traps in Field	# of Releases During Trap Period	Male Sterile	Male Wild	Male Total	Female Sterile	Female Wild	Female Total	Non-ID Total
<sup>1</sup> Dec 23 – Jan 22	0	0	0	0	0	0	0	0
Jan 22 – Jan 29	0	0	0	0	0	0	0	0
Jan 29 – Feb 3	0	0	0	0	0	0	0	0
Feb 3 - Feb 10	0	0	0	0	0	0	0	0
<sup>2</sup> Feb 10 - Feb 24	0	0	0	0	0	0	0	0
Feb 24 - Mar 5	0	0	0	0	0	0	0	0
Mar 5 - Mar 9	0	0	0	0	0	0	0	0
Mar 9 – Mar 17	0	0	20	20	0	2	2	0
Mar 17 – Mar 25	0	0	32	32	0	38	38	0
<b>Mar 25 – Apr 1</b>	<b>0</b>	<b>0</b>	<b>38</b>	<b>38</b>	<b>0</b>	<b>54</b>	<b>54</b>	<b>0</b>
<b>Apr 1 – Apr 8</b>	<b>6</b>	<b>0</b>	<b>12</b>	<b>12</b>	<b>0</b>	<b>19</b>	<b>19</b>	<b>0</b>
<sup>3</sup> Apr 8 -								
<sup>1</sup> No traps were serviced in Zone 20 during the weeks of January 2 and January 9 due to excessive rain and muddy conditions preventing access; no traps were serviced in Zone 20 during the week of January 16 due to pesticide applications on site; trap numbers 4-9 not serviced during the week of January 23 due to pesticide applications on site								
<sup>2</sup> No traps were serviced in Zone 20 during the week of February 20 due to excessive rain and muddy conditions preventing access								
<sup>3</sup> No traps were serviced in Zone 20 during the week of April 17 due to pesticide applications on site								

### Zone 20 - Almond Orchard - Pheromone/PPO Baited Traps



## Zone 21 – Almond Orchard

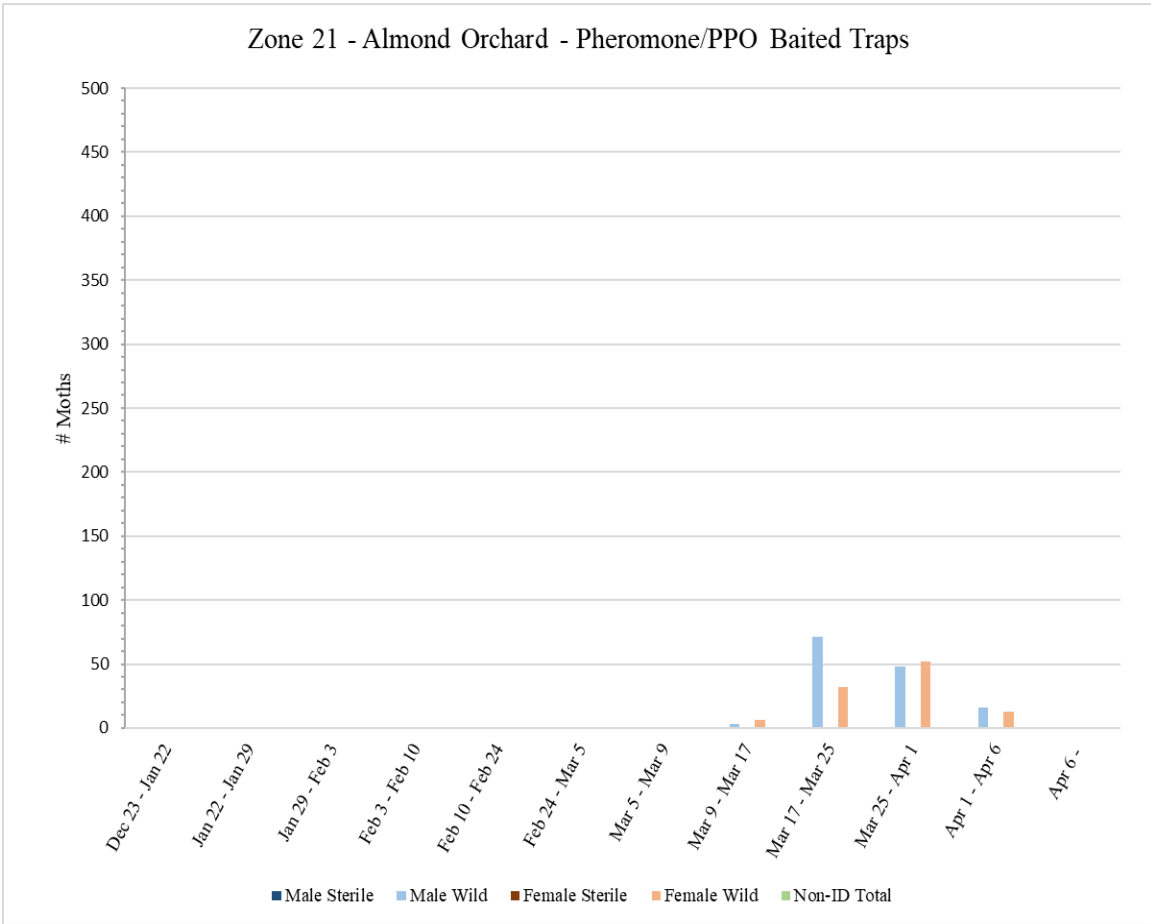
A total of 9 pheromone/PPO lure-baited traps were collected from Zone 21 on Wednesday, April 1.

A total of 9 pheromone/PPO lure-baited traps were collected from Zone 21 on Monday, April 6.

No traps were collected from Zone 21 during the week of April 17 due to pesticide applications on site.

<b>Zone 21 - Almond</b>								
Pheromone/PPO Lure Baited Traps								
Dates Traps in Field	# of Releases During Trap Period	Male Sterile	Male Wild	Male Total	Female Sterile	Female Wild	Female Total	Non-ID Total
<sup>1</sup> Dec 23 – Jan 22	0	0	0	0	0	0	0	0
Jan 22 – Jan 29	0	0	0	0	0	0	0	0
Jan 29 – Feb 3	0	0	0	0	0	0	0	0
Feb 3 - Feb 10	0	0	0	0	0	0	0	0
<sup>2</sup> Feb 10 - Feb 24	0	0	0	0	0	0	0	0
Feb 24 - Mar 5	0	0	0	0	0	0	0	0
Mar 5 - Mar 9	0	0	0	0	0	0	0	0
Mar 9 – Mar 17	0	0	3	3	0	6	6	0
Mar 17 – Mar 25	0	0	71	71	0	32	32	0
<b>Mar 25 – Apr 1</b>	<b>0</b>	<b>0</b>	<b>48</b>	<b>48</b>	<b>0</b>	<b>52</b>	<b>52</b>	<b>0</b>
<b>Apr 1 – Apr 6</b>	<b>0</b>	<b>0</b>	<b>16</b>	<b>16</b>	<b>0</b>	<b>13</b>	<b>13</b>	<b>0</b>
<sup>3</sup> Apr 6 -								
<sup>1</sup> No traps were serviced in Zone 21 during the weeks of January 2 and January 9 due to excessive rain and muddy conditions preventing access; no traps were serviced in Zone 21 during the week of January 16 due to pesticide applications on site								
<sup>2</sup> No traps were serviced in Zone 21 during the week of February 20 due to excessive rain and muddy conditions preventing access								
<sup>3</sup> <b>No traps were serviced in Zone 21 during the week of April 17 due to pesticide applications on site</b>								

### Zone 21 - Almond Orchard - Pheromone/PPO Baited Traps



## Zone 22 – Pistachio Orchard

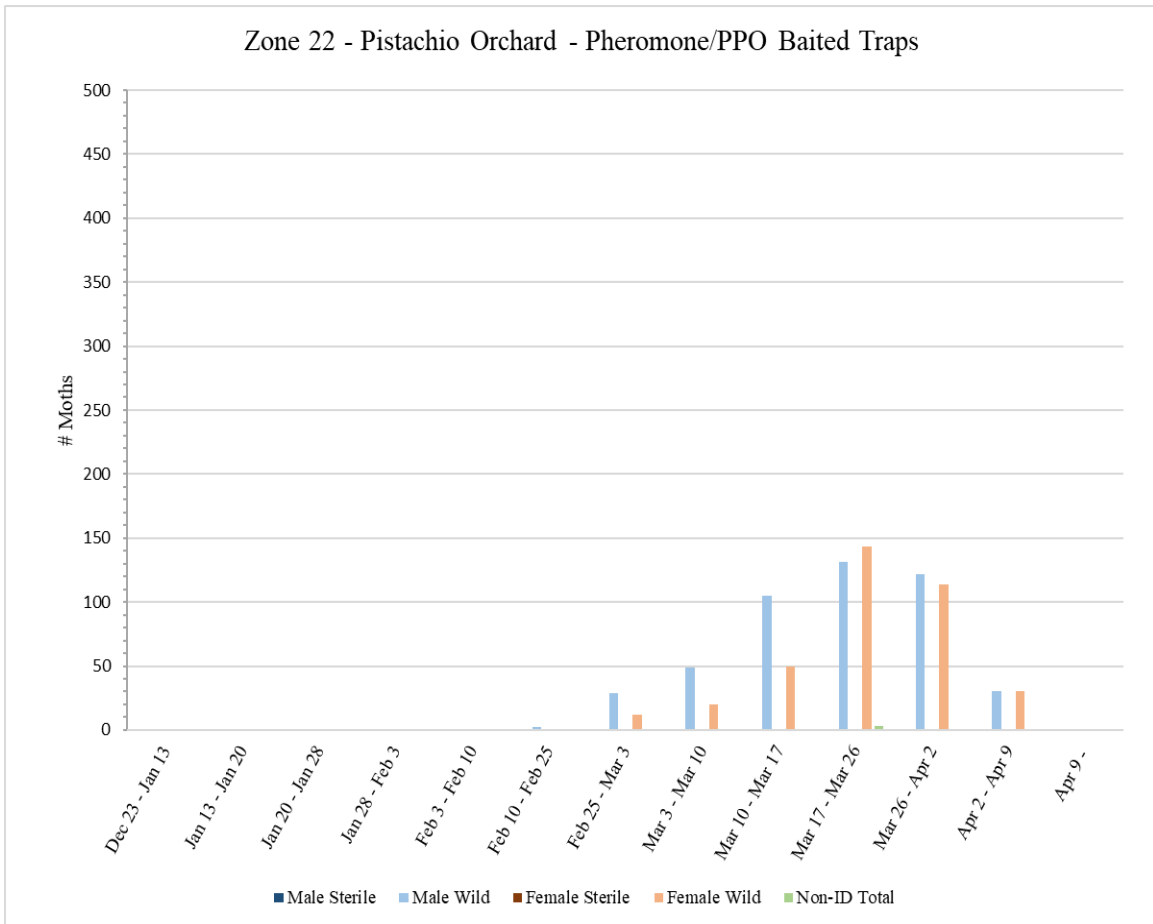
A total of 9 pheromone/PPO lure-baited traps were collected from Zone 22 on Thursday, April 2.

A total of 9 pheromone/PPO lure-baited traps were collected from Zone 22 on Thursday, April 9.

No traps were collected from Zone 22 during the week of April 17 due to pesticide applications on site.

<b>Zone 22 - Pistachio</b>								
Pheromone/PPO Lure Baited Traps								
Dates Traps in Field	# of Releases During Trap Period	Male Sterile	Male Wild	Male Total	Female Sterile	Female Wild	Female Total	Non-ID Total
<sup>1</sup> Dec 23 – Jan 13	0	0	0	0	0	0	0	0
Jan 13 – Jan 20	0	0	0	0	0	0	0	0
Jan 20 – Jan 28	0	0	0	0	0	0	0	0
Jan 28 – Feb 3	0	0	0	0	0	0	0	0
Feb 3 - Feb 10	0	0	0	0	0	0	0	0
<sup>2</sup> Feb 10 - Feb 25	0	0	2	2	0	0	0	0
Feb 25 - Mar 3	0	0	29	29	0	12	12	0
Mar 3 - Mar 10	0	0	49	49	0	20	20	0
Mar 10 – Mar 17	0	0	105	105	0	50	50	0
Mar 17 – Mar 26	0	0	131	131	0	143	143	3
<b>Mar 26 – Apr 2</b>	<b>0</b>	<b>0</b>	<b>122</b>	<b>122</b>	<b>0</b>	<b>114</b>	<b>114</b>	<b>0</b>
<b>Apr 2 – Apr 9</b>	<b>0</b>	<b>0</b>	<b>30</b>	<b>30</b>	<b>0</b>	<b>30</b>	<b>30</b>	<b>0</b>
<sup>3</sup> Apr 9 -								
<sup>1</sup> No traps were serviced in Zone 22 during the weeks of January 2 and January 9 due to excessive rain and muddy conditions preventing access								
<sup>2</sup> No traps were serviced in Zone 22 during the week of February 20 due to excessive rain and muddy conditions preventing access								
<sup>3</sup> No traps were serviced in Zone 22 during the week of April 17 due to pesticide applications on site								

### Zone 22 - Pistachio Orchard - Pheromone/PPO Baited Traps



## Zone 23 – Pistachio Orchard

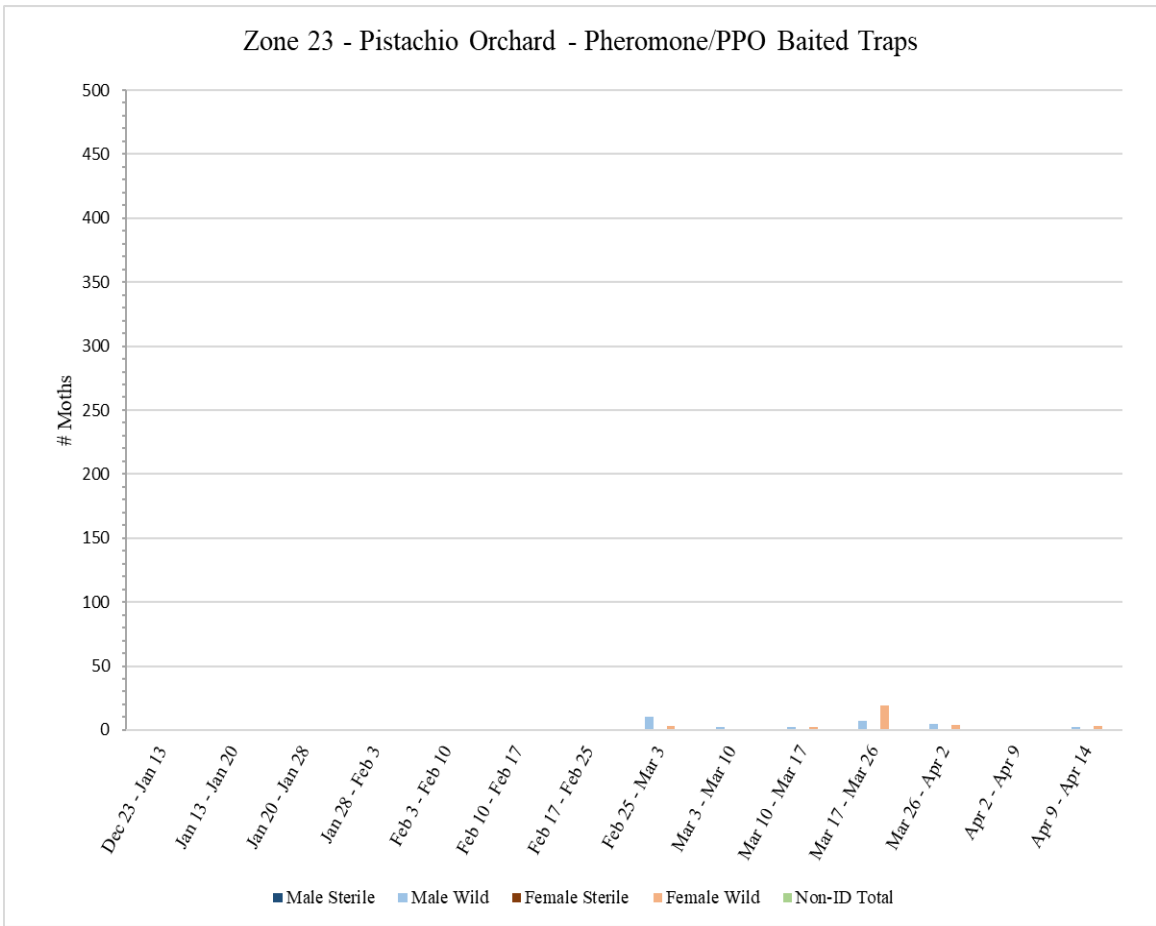
A total of 9 pheromone/PPO lure-baited traps were collected from Zone 23 on Thursday, April 2.

A total of 9 pheromone/PPO lure-baited traps were collected from Zone 23 on Thursday, April 9.

A total of 9 pheromone/PPO lure-baited traps were collected from Zone 23 on Tuesday, April 14.

<b>Zone 23 - Pistachio</b>								
Pheromone/PPO Lure Baited Traps								
Dates Traps in Field	# of Releases During Trap Period	Male Sterile	Male Wild	Male Total	Female Sterile	Female Wild	Female Total	Non-ID Total
<sup>1</sup> Dec 23 – Jan 13	0	0	0	0	0	0	0	0
Jan 13 – Jan 20	0	0	0	0	0	0	0	0
Jan 20 – Jan 28	0	0	0	0	0	0	0	0
Jan 28 – Feb 3	0	0	0	0	0	0	0	0
Feb 3 - Feb 10	0	0	0	0	0	0	0	0
Feb 10 - Feb 17	0	0	0	0	0	0	0	0
Feb 17 - Feb 25	0	0	0	0	0	0	0	0
Feb 25 - Mar 3	0	0	10	10	0	3	3	0
Mar 3 - Mar 10	0	0	2	2	0	1	1	0
Mar 10 – Mar 17	0	0	2	2	0	2	2	0
Mar 17 – Mar 26	0	0	7	7	0	19	19	0
<b>Mar 26 – Apr 2</b>	<b>0</b>	<b>0</b>	<b>5</b>	<b>5</b>	<b>0</b>	<b>4</b>	<b>4</b>	<b>0</b>
<b>Apr 2 – Apr 9</b>	<b>0</b>	<b>0</b>	<b>0</b>	<b>0</b>	<b>0</b>	<b>0</b>	<b>0</b>	<b>0</b>
<b>Apr 9 – Apr 14</b>	<b>0</b>	<b>0</b>	<b>2</b>	<b>2</b>	<b>0</b>	<b>3</b>	<b>3</b>	<b>0</b>
<sup>1</sup> No traps were serviced in Zone 23 during the weeks of January 2 and January 9 due to excessive rain and muddy conditions preventing access								

### Zone 23 - Pistachio Orchard - Pheromone/PPO Baited Traps



## Zone 24 – Pistachio Orchard

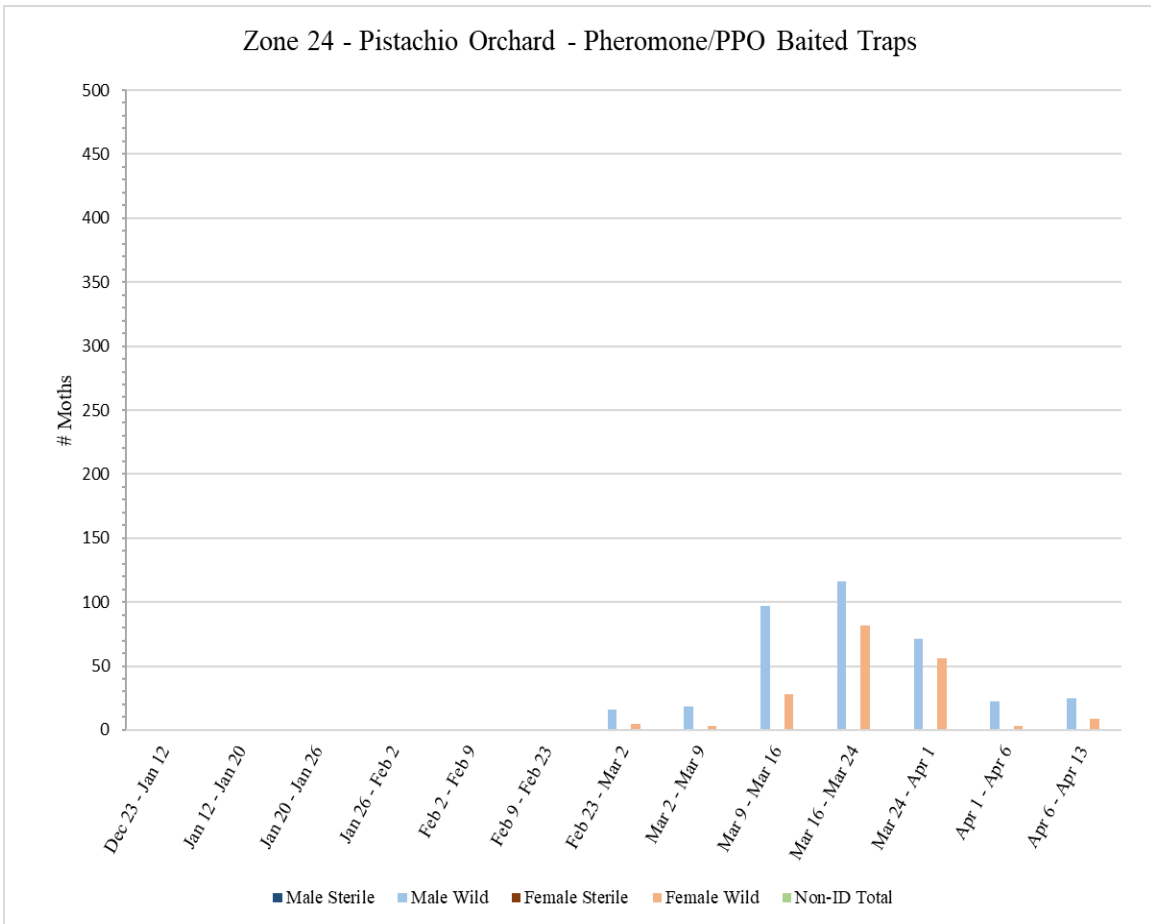
A total of 9 pheromone/PPO lure-baited traps were collected from Zone 24 on Wednesday, April 1.

A total of 9 pheromone/PPO lure-baited traps were collected from Zone 24 on Monday, April 6.

A total of 9 pheromone/PPO lure-baited traps were collected from Zone 24 on Monday, April 13.

<b>Zone 24 - Pistachio</b>								
Pheromone/PPO Lure Baited Traps								
Dates Traps in Field	# of Releases During Trap Period	Male Sterile	Male Wild	Male Total	Female Sterile	Female Wild	Female Total	Non-ID Total
<sup>1</sup> Dec 23 – Jan 12	0	0	0	0	0	0	0	0
Jan 12 – Jan 20	0	0	0	0	0	0	0	0
Jan 20 – Jan 26	0	0	0	0	0	0	0	0
Jan 26 – Feb 2	0	0	0	0	0	0	0	0
Feb 2 - Feb 9	0	0	0	0	0	0	0	0
<sup>2</sup> Feb 9 - Feb 23	0	0	0	0	0	0	0	0
Feb 23 - Mar 2	0	0	16	16	0	5	5	0
Mar 2 - Mar 9	0	0	18	18	0	3	3	0
Mar 9 – Mar 16	0	0	97	97	0	28	28	0
Mar 16 – Mar 24	0	0	116	116	0	82	82	0
<b>Mar 24 – Apr 1</b>	<b>0</b>	<b>0</b>	<b>71</b>	<b>71</b>	<b>0</b>	<b>56</b>	<b>56</b>	<b>0</b>
<b>Apr 1 – Apr 6</b>	<b>0</b>	<b>0</b>	<b>22</b>	<b>22</b>	<b>0</b>	<b>3</b>	<b>3</b>	<b>0</b>
<b>Apr 6 – Apr 13</b>	<b>0</b>	<b>0</b>	<b>25</b>	<b>25</b>	<b>0</b>	<b>9</b>	<b>9</b>	<b>0</b>
<sup>1</sup> No traps were serviced in Zone 24 during the weeks of January 2 and January 9 due to excessive rain and muddy conditions preventing access								
<sup>2</sup> No traps were serviced in Zone 24 during the week of February 20 due to excessive rain and muddy conditions preventing access								

### Zone 24 - Pistachio Orchard - Pheromone/PPO Baited Traps



## Zone 25 – Pistachio Orchard

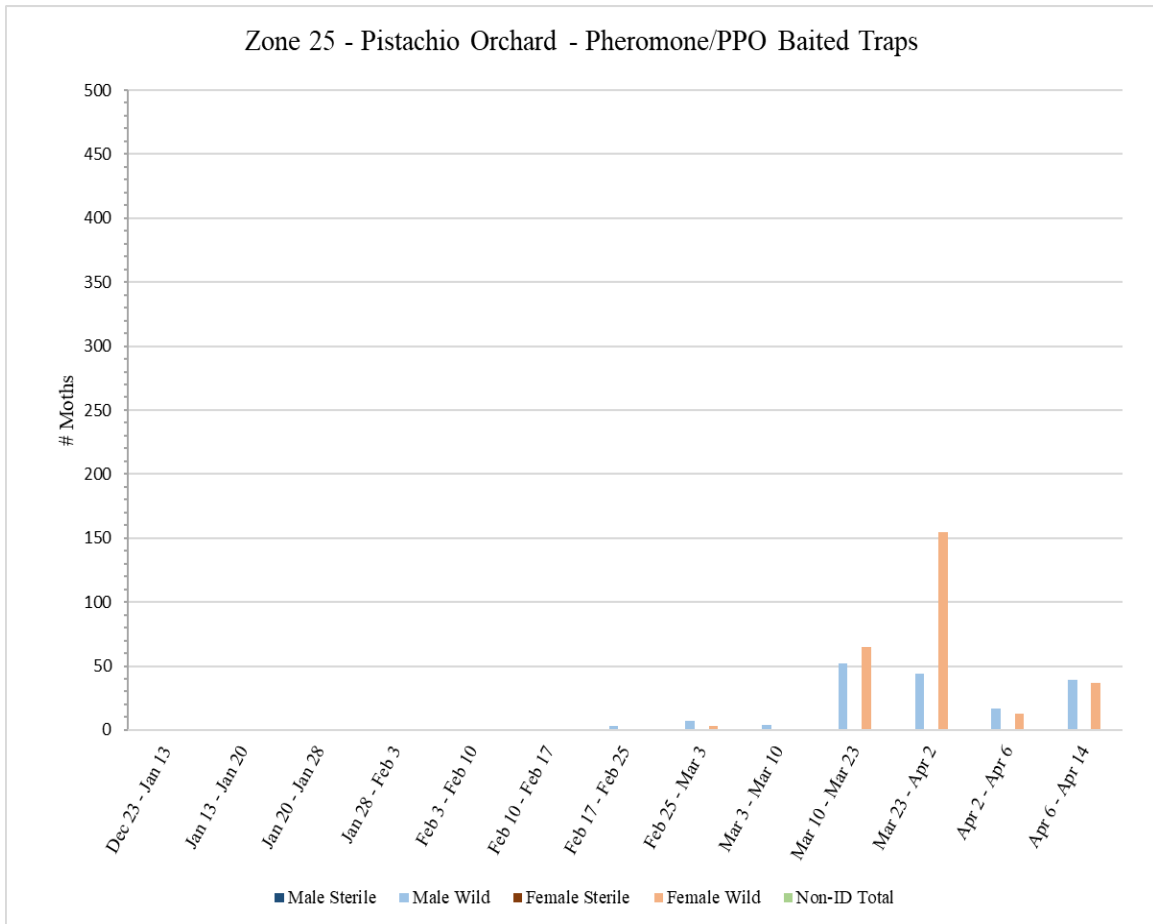
A total of 9 pheromone/PPO lure-baited traps were collected from Zone 25 on Thursday, April 2.

A total of 9 pheromone/PPO lure-baited traps were collected from Zone 25 on Monday, April 6.

A total of 9 pheromone/PPO lure-baited traps were collected from Zone 25 on Tuesday, April 14.

<b>Zone 25 - Pistachio</b>								
Pheromone/PPO Lure Baited Traps								
Dates Traps in Field	# of Releases During Trap Period	Male Sterile	Male Wild	Male Total	Female Sterile	Female Wild	Female Total	Non-ID Total
<sup>1</sup> Dec 23 – Jan 13	0	0	0	0	0	0	0	0
Jan 13 – Jan 20	0	0	0	0	0	0	0	0
Jan 20 – Jan 28	0	0	0	0	0	0	0	0
Jan 28 – Feb 3	0	0	0	0	0	0	0	0
Feb 3 - Feb 10	0	0	0	0	0	0	0	0
Feb 10 - Feb 17	0	0	0	0	0	0	0	0
Feb 17 - Feb 25	0	0	3	3	0	0	0	0
Feb 25 - Mar 3	0	0	7	7	0	3	3	0
Mar 3 - Mar 10	0	0	4	4	0	0	0	0
<sup>2</sup> Mar 10 – Mar 23	0	0	52	52	0	65	65	0
<b>Mar 23 – Apr 2</b>	<b>0</b>	<b>0</b>	<b>44</b>	<b>44</b>	<b>0</b>	<b>155</b>	<b>155</b>	<b>0</b>
<b>Apr 2 – Apr 6</b>	<b>0</b>	<b>0</b>	<b>17</b>	<b>17</b>	<b>0</b>	<b>13</b>	<b>13</b>	<b>0</b>
<b>Apr 6 – Apr 14</b>	<b>0</b>	<b>0</b>	<b>39</b>	<b>39</b>	<b>0</b>	<b>37</b>	<b>37</b>	<b>0</b>
<sup>1</sup> No traps were serviced in Zone 25 during the weeks of January 2 and January 9 due to excessive rain and muddy conditions preventing access								
<sup>2</sup> No traps were serviced in Zone 25 during the week of March 20 due to pesticide applications on site								

### Zone 25 - Pistachio Orchard - Pheromone/PPO Baited Traps



## Zone 26 – Pistachio Orchard

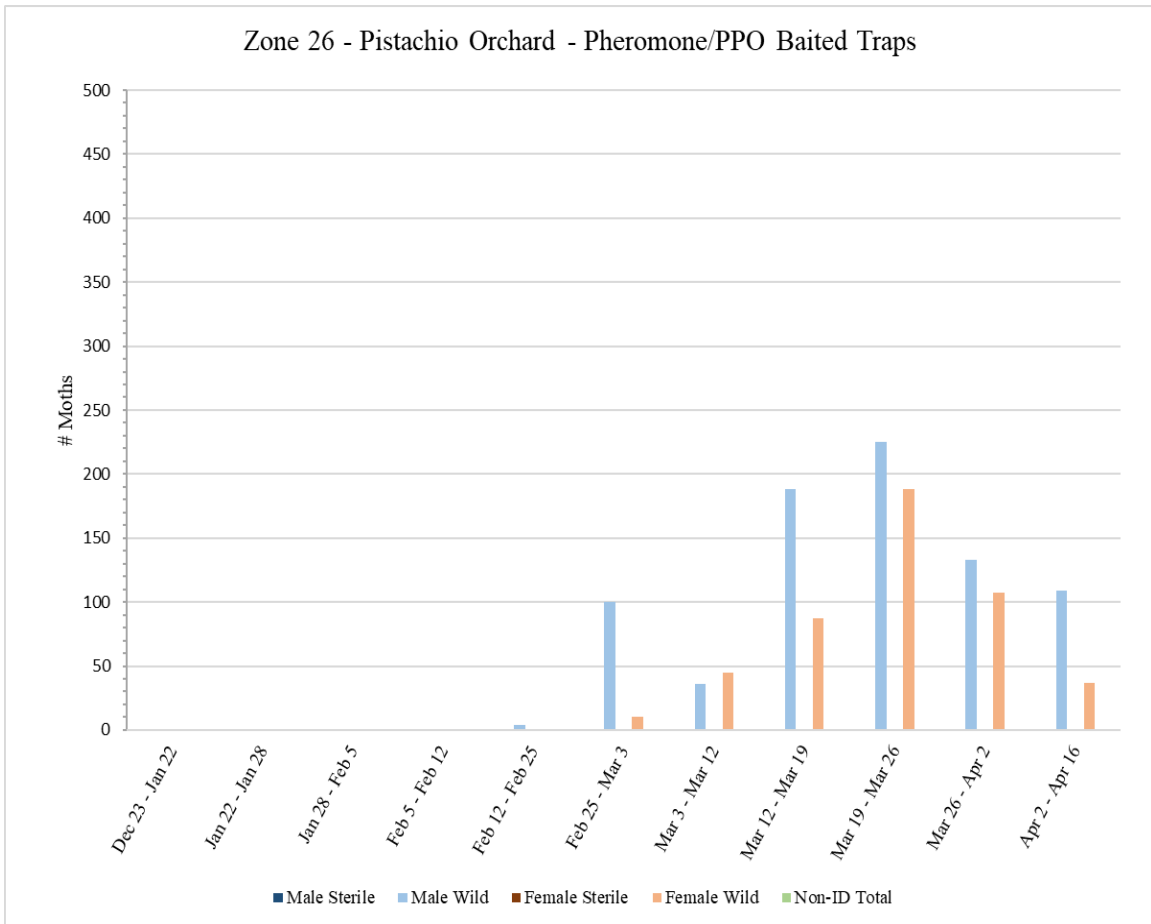
A total of 9 pheromone/PPO lure-baited traps were collected from Zone 26 on Thursday, April 2.

No traps were serviced in Zone 26 during the week of April 10 due to pesticide applications on site.

A total of 9 pheromone/PPO lure-baited traps were collected from Zone 26 on Thursday, April 16.

<b>Zone 26 - Pistachio</b>								
Pheromone/PPO Lure Baited Traps								
Dates Traps in Field	# of Releases During Trap Period	Male Sterile	Male Wild	Male Total	Female Sterile	Female Wild	Female Total	Non-ID Total
<sup>1</sup> Dec 23 – Jan 22	0	0	0	0	0	0	0	0
Jan 22 – Jan 28	0	0	0	0	0	0	0	0
Jan 28 – Feb 5	0	0	0	0	0	0	0	0
Feb 5 - Feb 12	0	0	0	0	0	0	0	0
<sup>2</sup> Feb 12 - Feb 25	0	0	4	4	0	0	0	0
Feb 25 - Mar 3	0	0	100	100	0	10	10	0
Mar 3 - Mar 12	0	0	36	36	0	45	45	0
Mar 12 – Mar 19	0	0	188	188	0	87	87	0
Mar 19 – Mar 26	0	0	225	225	0	188	188	0
<b>Mar 26 – Apr 2</b>	<b>0</b>	<b>0</b>	<b>133</b>	<b>133</b>	<b>0</b>	<b>107</b>	<b>107</b>	<b>0</b>
<sup>3</sup> <b>Apr 2 – Apr 16</b>	<b>0</b>	<b>0</b>	<b>109</b>	<b>109</b>	<b>0</b>	<b>37</b>	<b>37</b>	<b>1</b>
<sup>1</sup> No traps were serviced in Zone 26 during the weeks of January 2 and January 9 due to excessive rain and muddy conditions preventing access; no traps were serviced in Zone 26 during the week of January 16 due to dense fog preventing safe travel to trap sites								
<sup>2</sup> No traps were serviced in Zone 26 during the week of February 20 due to excessive rain and muddy conditions preventing access; trap number 5 not serviced in Zone 26 during the week of February 27 due to excessive rain and muddy conditions preventing access								
<sup>3</sup> <b>No traps were serviced in Zone 26 during the week of April 10 due to pesticide applications on site</b>								

### Zone 26 - Pistachio Orchard - Pheromone/PPO Baited Traps



## Zone 27 – Pistachio Orchard

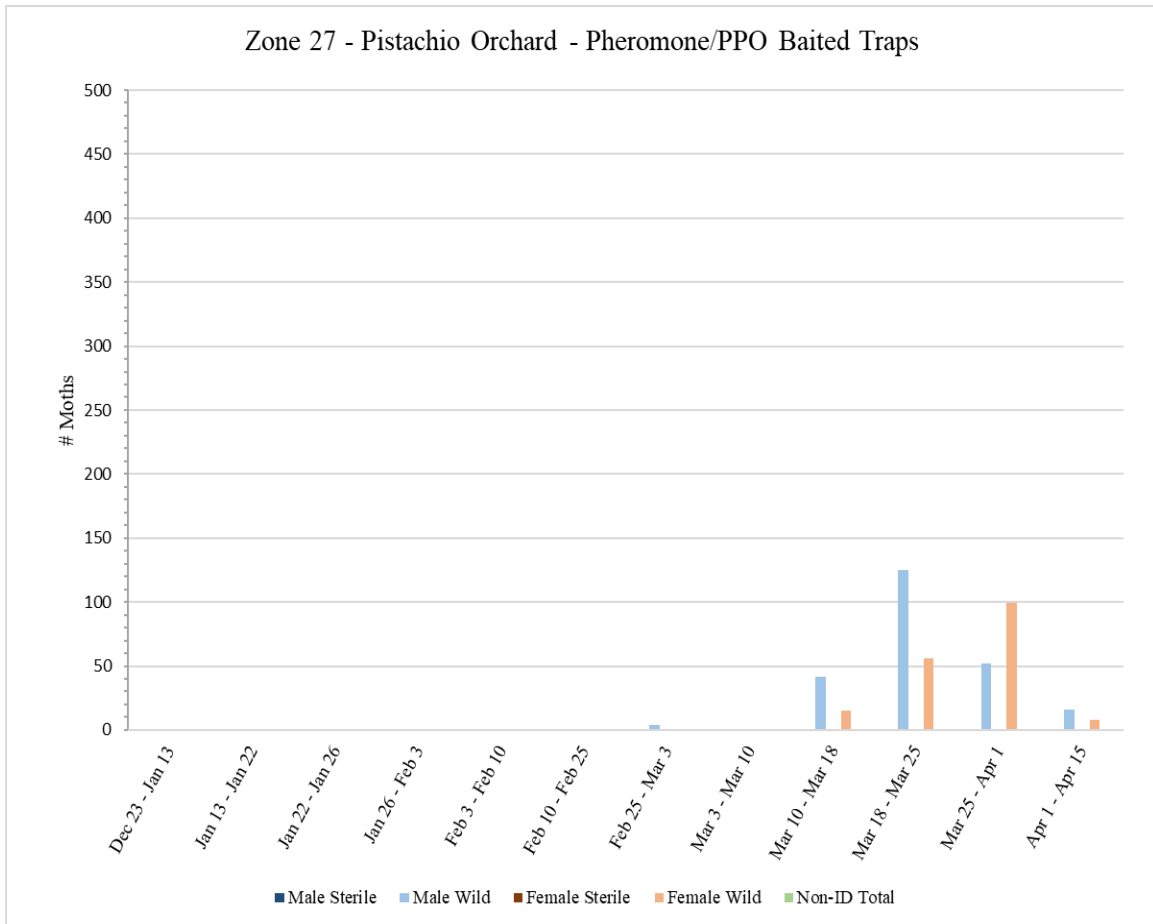
A total of 9 pheromone/PPO lure-baited traps were collected from Zone 27 on Wednesday, April 1.

No traps were collected from Zone 27 during the week of April 10 due to pesticide applications on site.

A total of 9 pheromone/PPO lure-baited traps were collected from Zone 27 on Wednesday, April 15.

<b>Zone 27 - Pistachio</b>								
Pheromone/PPO Lure Baited Traps								
Dates Traps in Field	# of Releases During Trap Period	Male Sterile	Male Wild	Male Total	Female Sterile	Female Wild	Female Total	Non-ID Total
<sup>1</sup> Dec 23 – Jan 13	0	0	0	0	0	0	0	0
Jan 13 – Jan 22	0	0	0	0	0	0	0	0
Jan 22 – Jan 26	0	0	0	0	0	0	0	0
Jan 26 – Feb 3	0	0	0	0	0	0	0	0
Feb 3 - Feb 10	0	0	0	0	0	0	0	0
<sup>2</sup> Feb 10 - Feb 25	0	0	0	0	0	0	0	0
Feb 25 - Mar 3	0	0	4	4	0	1	1	0
Mar 3 - Mar 10	0	0	0	0	0	0	0	0
Mar 10 – Mar 18	0	0	42	42	0	15	15	0
Mar 18 – Mar 25	0	0	125	125	0	56	56	0
<b>Mar 25 – Apr 1</b>	<b>0</b>	<b>0</b>	<b>52</b>	<b>52</b>	<b>0</b>	<b>99</b>	<b>99</b>	<b>0</b>
<sup>3</sup> <b>Apr 1 – Apr 15</b>	<b>0</b>	<b>0</b>	<b>16</b>	<b>16</b>	<b>0</b>	<b>8</b>	<b>8</b>	<b>0</b>
<sup>1</sup> No traps were serviced in Zone 27 during the weeks of January 2 and January 9 due to excessive rain and muddy conditions preventing access								
<sup>2</sup> No traps were serviced in Zone 27 during the week of February 20 due to excessive rain and muddy conditions preventing access								
<sup>3</sup> No traps were serviced in Zone 27 during the week of April 10 due to pesticide applications on site								

### Zone 27 - Pistachio Orchard - Pheromone/PPO Baited Traps



## Zone 28 – Pistachio Orchard

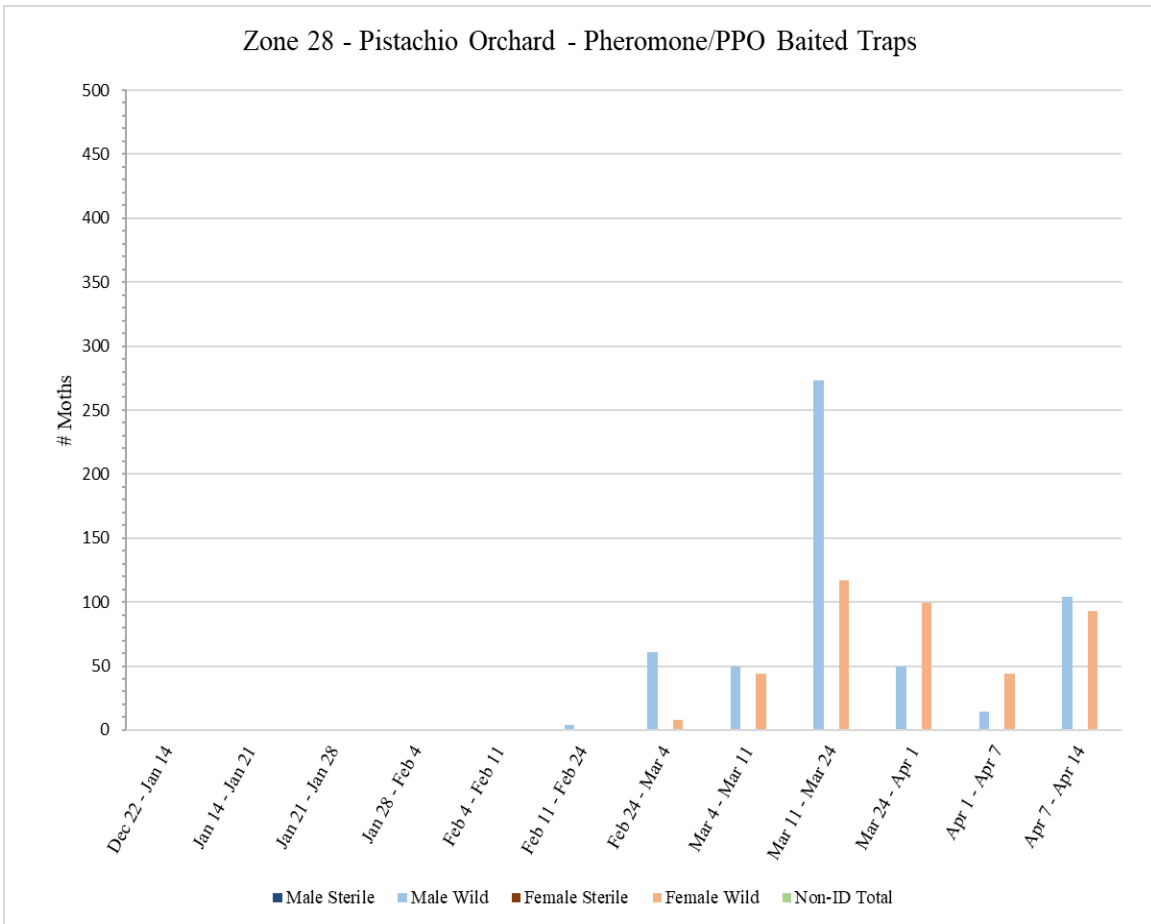
A total of 9 pheromone/PPO lure-baited traps were collected from Zone 28 on Wednesday, April 1.

A total of 9 pheromone/PPO lure-baited traps were collected from Zone 28 on Tuesday, April 7.

A total of 9 pheromone/PPO lure-baited traps were collected from Zone 28 on Tuesday, April 14.

<b>Zone 28 - Pistachio</b>								
Pheromone/PPO Lure Baited Traps								
Dates Traps in Field	# of Releases During Trap Period	Male Sterile	Male Wild	Male Total	Female Sterile	Female Wild	Female Total	Non-ID Total
<sup>1</sup> Dec 22 – Jan 14	0	0	0	0	0	0	0	0
<sup>2</sup> Jan 14 – Jan 21	0	0	0	0	0	0	0	0
Jan 21 – Jan 28	0	0	0	0	0	0	0	0
Jan 28 – Feb 4	0	0	0	0	0	0	0	0
<sup>3</sup> Feb 4 - Feb 11	0	0	0	0	0	0	0	0
<sup>4</sup> Feb 11 - Feb 24	0	0	4	4	0	1	1	0
Feb 24 - Mar 4	0	0	61	61	0	8	8	0
Mar 4 - Mar 11	0	0	50	50	0	44	44	0
<sup>5</sup> Mar 11 – Mar 24	0	0	273	273	0	117	117	0
<b>Mar 24 – Apr 1</b>	<b>0</b>	<b>0</b>	<b>50</b>	<b>50</b>	<b>0</b>	<b>99</b>	<b>99</b>	<b>0</b>
<b>Apr 1 – Apr 7</b>	<b>0</b>	<b>0</b>	<b>14</b>	<b>14</b>	<b>0</b>	<b>44</b>	<b>44</b>	<b>0</b>
<b>Apr 7 – Apr 14</b>	<b>0</b>	<b>0</b>	<b>104</b>	<b>104</b>	<b>0</b>	<b>93</b>	<b>93</b>	<b>1</b>
<sup>1</sup> No traps were serviced in Zone 28 during the weeks of January 2 and January 9 due to excessive rain and muddy conditions preventing access; trap numbers 5 and 6 not serviced in Zone 28 during the week of January 16 due to farm equipment and livestock preventing access								
<sup>2</sup> Trap number 5 not serviced in Zone 28 during the week of January 23 due to farm equipment and livestock preventing access								
<sup>3</sup> Trap number 9 not serviced in Zone 28 during the week of February 13 due to farm equipment and livestock preventing access								
<sup>4</sup> No traps were serviced in Zone 28 during the week of February 20 due to excessive rain and muddy conditions preventing access								
<sup>5</sup> No traps were serviced in Zone 28 during the week of March 20 due to pesticide applications on site								

### Zone 28 - Pistachio Orchard - Pheromone/PPO Baited Traps



## Zone 29 – Pistachio Orchard

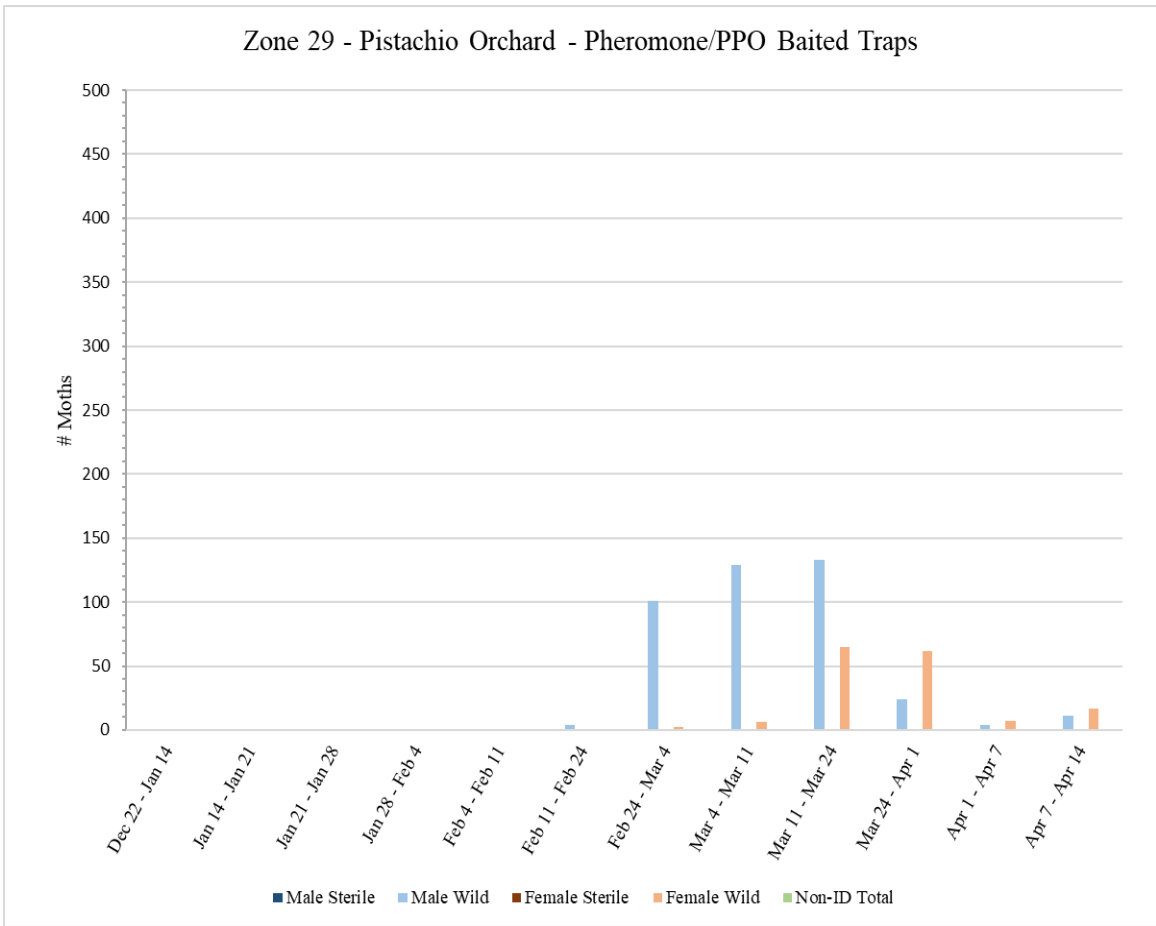
A total of 9 pheromone/PPO lure-baited traps were collected from Zone 29 on Wednesday, April 1.

A total of 9 pheromone/PPO lure-baited traps were collected from Zone 29 on Tuesday, April 7.

A total of 9 pheromone/PPO lure-baited traps were collected from Zone 29 on Tuesday, April 14.

<b>Zone 29 - Pistachio</b>								
Pheromone/PPO Lure Baited Traps								
Dates Traps in Field	# of Releases During Trap Period	Male Sterile	Male Wild	Male Total	Female Sterile	Female Wild	Female Total	Non-ID Total
<sup>1</sup> Dec 22 – Jan 14	0	0	0	0	0	0	0	0
Jan 14 – Jan 21	0	0	0	0	0	0	0	0
Jan 21 – Jan 28	0	0	0	0	0	0	0	0
Jan 28 – Feb 4	0	0	0	0	0	0	0	0
<sup>2</sup> Feb 4 - Feb 11	0	0	0	0	0	0	0	0
<sup>3</sup> Feb 11 - Feb 24	0	0	4	4	0	0	0	0
Feb 24 - Mar 4	0	0	101	101	0	2	2	0
Mar 4 - Mar 11	0	0	129	129	0	6	6	0
<sup>4</sup> Mar 11 – Mar 24	0	0	133	133	0	65	65	0
<b>Mar 24 – Apr 1</b>	<b>0</b>	<b>0</b>	<b>24</b>	<b>24</b>	<b>0</b>	<b>62</b>	<b>62</b>	<b>0</b>
<b>Apr 1 – Apr 7</b>	<b>0</b>	<b>0</b>	<b>4</b>	<b>4</b>	<b>0</b>	<b>7</b>	<b>7</b>	<b>0</b>
<b>Apr 7 – Apr 14</b>	<b>0</b>	<b>0</b>	<b>11</b>	<b>11</b>	<b>0</b>	<b>17</b>	<b>17</b>	<b>0</b>
<sup>1</sup> No traps were serviced in Zone 29 during the weeks of January 2 and January 9 due to excessive rain and muddy conditions preventing access								
<sup>2</sup> Trap number 5 not serviced in Zone 29 during the week of February 13 due to farm equipment and livestock preventing access								
<sup>3</sup> No traps were serviced in Zone 29 during the week of February 20 due to excessive rain and muddy conditions preventing access; trap number 5 not serviced in Zone 29 during the week of February 27 due to farm equipment and livestock preventing access								
<sup>4</sup> No traps were serviced in Zone 29 during the week of March 20 due to pesticide applications on site								

### Zone 29 - Pistachio Orchard - Pheromone/PPO Baited Traps



## Zone 30 – Pistachio Orchard

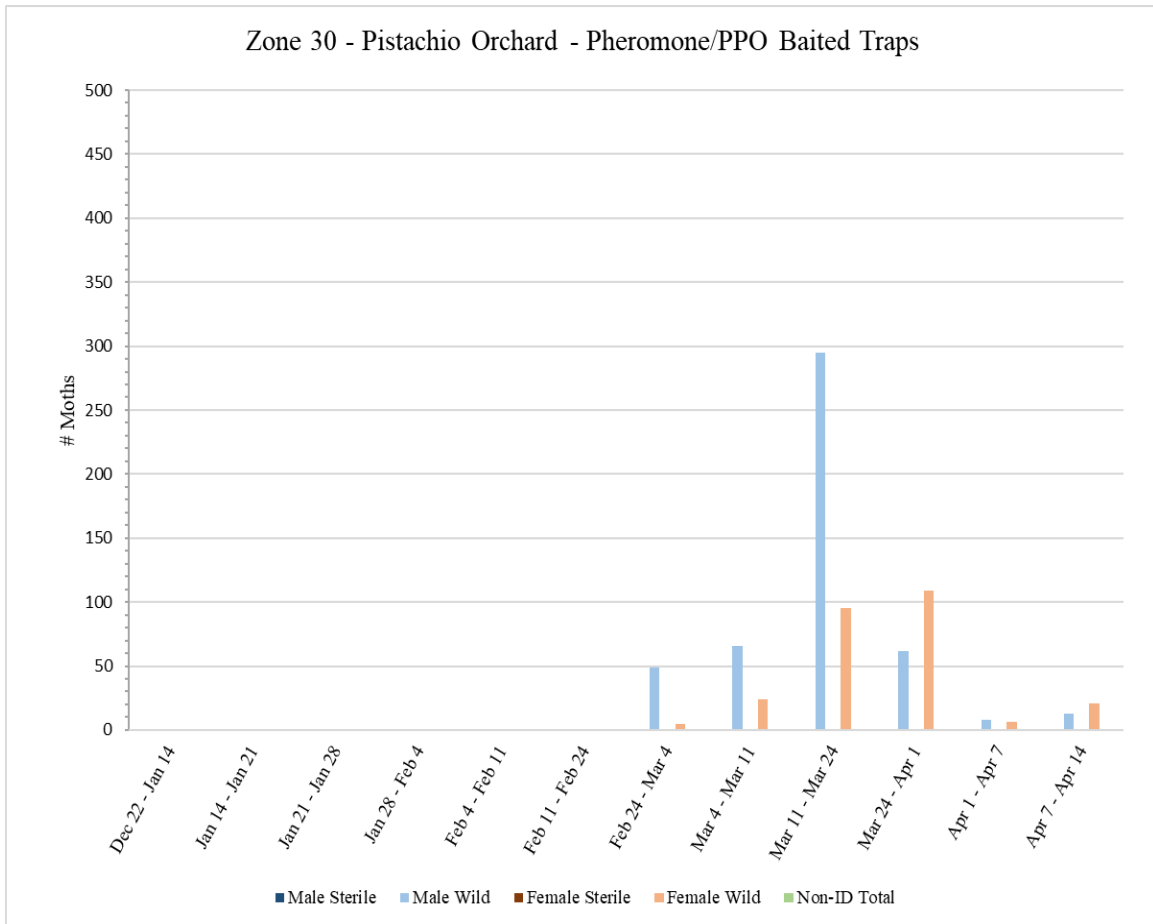
A total of **9** pheromone/PPO lure-baited traps were collected from Zone 30 on Wednesday, April 1.

A total of **9** pheromone/PPO lure-baited traps were collected from Zone 30 on Tuesday, April 7.

A total of **9** pheromone/PPO lure-baited traps were collected from Zone 30 on Tuesday, April 14.

<b>Zone 30 - Pistachio</b>								
Pheromone/PPO Lure Baited Traps								
Dates Traps in Field	# of Releases During Trap Period	Male Sterile	Male Wild	Male Total	Female Sterile	Female Wild	Female Total	Non-ID Total
<sup>1</sup> Dec 22 – Jan 14	0	0	0	0	0	0	0	0
Jan 14 – Jan 21	0	0	0	0	0	0	0	0
Jan 21 – Jan 28	0	0	0	0	0	0	0	0
Jan 28 – Feb 4	0	0	0	0	0	0	0	0
Feb 4 - Feb 11	0	0	0	0	0	0	0	0
<sup>2</sup> Feb 11 - Feb 24	0	0	0	0	0	0	0	0
Feb 24 - Mar 4	0	0	49	49	0	5	5	0
Mar 4 - Mar 11	0	0	66	66	0	24	24	0
<sup>3</sup> Mar 11 – Mar 24	0	0	295	295	0	95	95	0
<b>Mar 24 – Apr 1</b>	<b>0</b>	<b>0</b>	<b>62</b>	<b>62</b>	<b>0</b>	<b>109</b>	<b>109</b>	<b>0</b>
<b>Apr 1 – Apr 7</b>	<b>0</b>	<b>0</b>	<b>8</b>	<b>8</b>	<b>0</b>	<b>6</b>	<b>6</b>	<b>0</b>
<b>Apr 7 – Apr 14</b>	<b>0</b>	<b>0</b>	<b>13</b>	<b>13</b>	<b>0</b>	<b>21</b>	<b>21</b>	<b>0</b>
<sup>1</sup> No traps were serviced in Zone 30 during the weeks of January 2 and January 9 due to excessive rain and muddy conditions preventing access								
<sup>2</sup> No traps were serviced in Zone 30 during the week of February 20 due to excessive rain and muddy conditions preventing access								
<sup>3</sup> No traps were serviced in Zone 30 during the week of March 20 due to pesticide applications on site								

### Zone 30 - Pistachio Orchard - Pheromone/PPO Baited Traps



## Zone 31 – Pistachio Orchard

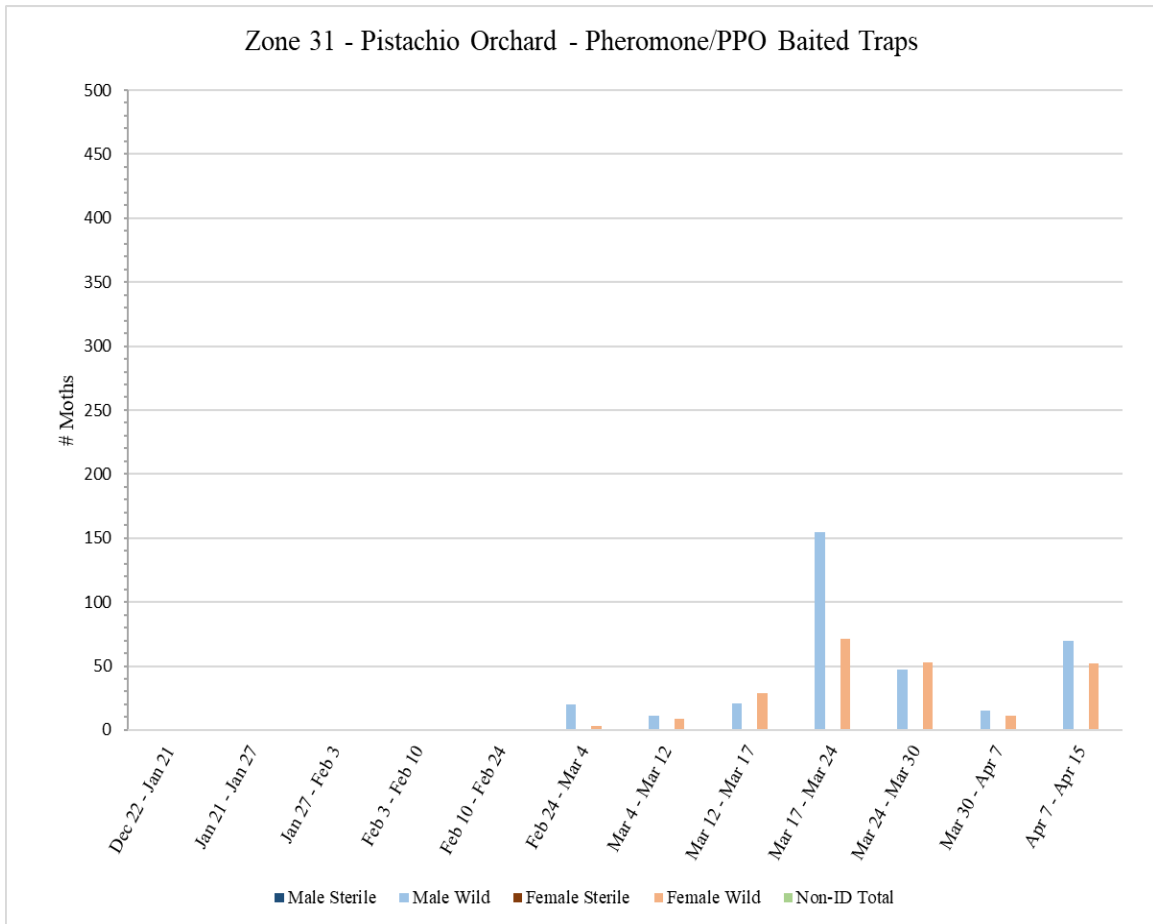
A total of 9 pheromone/PPO lure-baited traps were collected from Zone 31 on Monday, March 30.

A total of 9 pheromone/PPO lure-baited traps were collected from Zone 31 on Tuesday, April 7.

A total of 9 pheromone/PPO lure-baited traps were collected from Zone 31 on Wednesday, April 15.

<b>Zone 31 - Pistachio</b>								
Pheromone/PPO Lure Baited Traps								
Dates Traps in Field	# of Releases During Trap Period	Male Sterile	Male Wild	Male Total	Female Sterile	Female Wild	Female Total	Non-ID Total
<sup>1</sup> Dec 22 – Jan 21	0	0	0	0	0	0	0	0
Jan 21 – Jan 27	0	0	0	0	0	0	0	0
Jan 27 – Feb 3	0	0	0	0	0	0	0	0
Feb 3 - Feb 10	0	0	0	0	0	0	0	0
<sup>2</sup> Feb 10 - Feb 24	0	0	0	0	0	0	0	0
Feb 24 - Mar 4	0	0	20	20	0	3	3	0
<sup>3</sup> Mar 4 - Mar 12	0	0	11	11	0	9	9	0
Mar 12 – Mar 17	0	0	21	21	0	29	29	0
Mar 17 – Mar 24	0	0	155	155	0	71	71	0
<b>Mar 24 – Mar 30</b>	<b>0</b>	<b>0</b>	<b>47</b>	<b>47</b>	<b>0</b>	<b>53</b>	<b>53</b>	<b>0</b>
<b>Mar 30 - Apr 7</b>	<b>0</b>	<b>0</b>	<b>15</b>	<b>15</b>	<b>0</b>	<b>11</b>	<b>11</b>	<b>0</b>
<b>Apr 7 - Apr 15</b>	<b>0</b>	<b>0</b>	<b>70</b>	<b>70</b>	<b>0</b>	<b>52</b>	<b>52</b>	<b>0</b>
<sup>1</sup> No traps were serviced in Zone 31 during the weeks of January 2 and January 9 due to excessive rain and muddy conditions preventing access; no traps were serviced in Zone 31 during the week of January 16 due to dense fog preventing safe travel to trap sites								
<sup>2</sup> No traps were serviced in Zone 31 during the week of February 20 due to excessive rain and muddy conditions preventing access								
<sup>3</sup> Trap numbers 5, 6, 7, and 8 not serviced in Zone 31 during the week of March 13 due to pesticide applications on site								

### Zone 31 - Pistachio Orchard - Pheromone/PPO Baited Traps



## Zone 32 – Pistachio Orchard

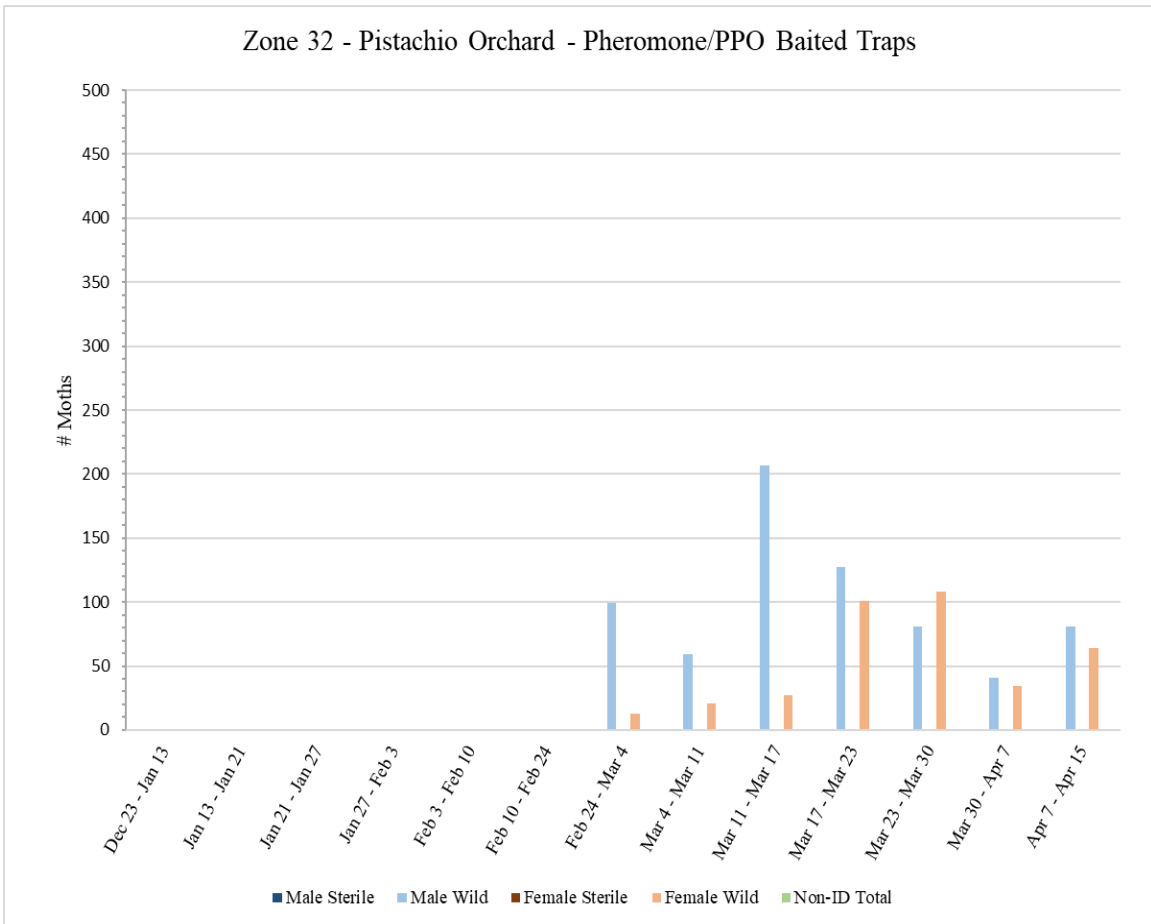
A total of 9 pheromone/PPO lure-baited traps were collected from Zone 32 on Monday, March 30.

A total of 9 pheromone/PPO lure-baited traps were collected from Zone 32 on Tuesday, April 7.

A total of 8 pheromone/PPO lure-baited traps were collected from Zone 32 on Wednesday, April 15. Trap number 5 was missing.

<b>Zone 32 - Pistachio</b>								
Pheromone/PPO Lure Baited Traps								
Dates Traps in Field	# of Releases During Trap Period	Male Sterile	Male Wild	Male Total	Female Sterile	Female Wild	Female Total	Non-ID Total
<sup>1</sup> Dec 23 – Jan 13	0	0	0	0	0	0	0	0
Jan 13 – Jan 21	0	0	0	0	0	0	0	0
Jan 21 – Jan 27	0	0	0	0	0	0	0	0
Jan 27 – Feb 3	0	0	0	0	0	0	0	0
Feb 3 - Feb 10	0	0	0	0	0	0	0	0
<sup>2</sup> Feb 10 - Feb 24	0	0	0	0	0	0	0	0
Feb 24 - Mar 4	0	0	99	99	0	13	13	0
Mar 4 - Mar 11	0	0	59	59	0	21	21	0
Mar 11 – Mar 17	0	0	207	207	0	27	27	0
Mar 17 – Mar 23	0	0	127	127	0	101	101	0
<b>Mar 23 – Mar 30</b>	<b>0</b>	<b>0</b>	<b>81</b>	<b>81</b>	<b>0</b>	<b>108</b>	<b>108</b>	<b>0</b>
<b>Mar 30 – Apr 7</b>	<b>0</b>	<b>0</b>	<b>41</b>	<b>41</b>	<b>0</b>	<b>34</b>	<b>34</b>	<b>0</b>
<b>Apr 7 – Apr 15</b>	<b>0</b>	<b>0</b>	<b>81</b>	<b>81</b>	<b>0</b>	<b>64</b>	<b>64</b>	<b>0</b>
<sup>1</sup> No traps were serviced in Zone 32 during the weeks of January 2 and January 9 due to excessive rain and muddy conditions preventing access								
<sup>2</sup> No traps were serviced in Zone 32 during the week of February 20 due to excessive rain and muddy conditions preventing access								

### Zone 32 - Pistachio Orchard - Pheromone/PPO Baited Traps



### Zone 33 – Pistachio Orchard

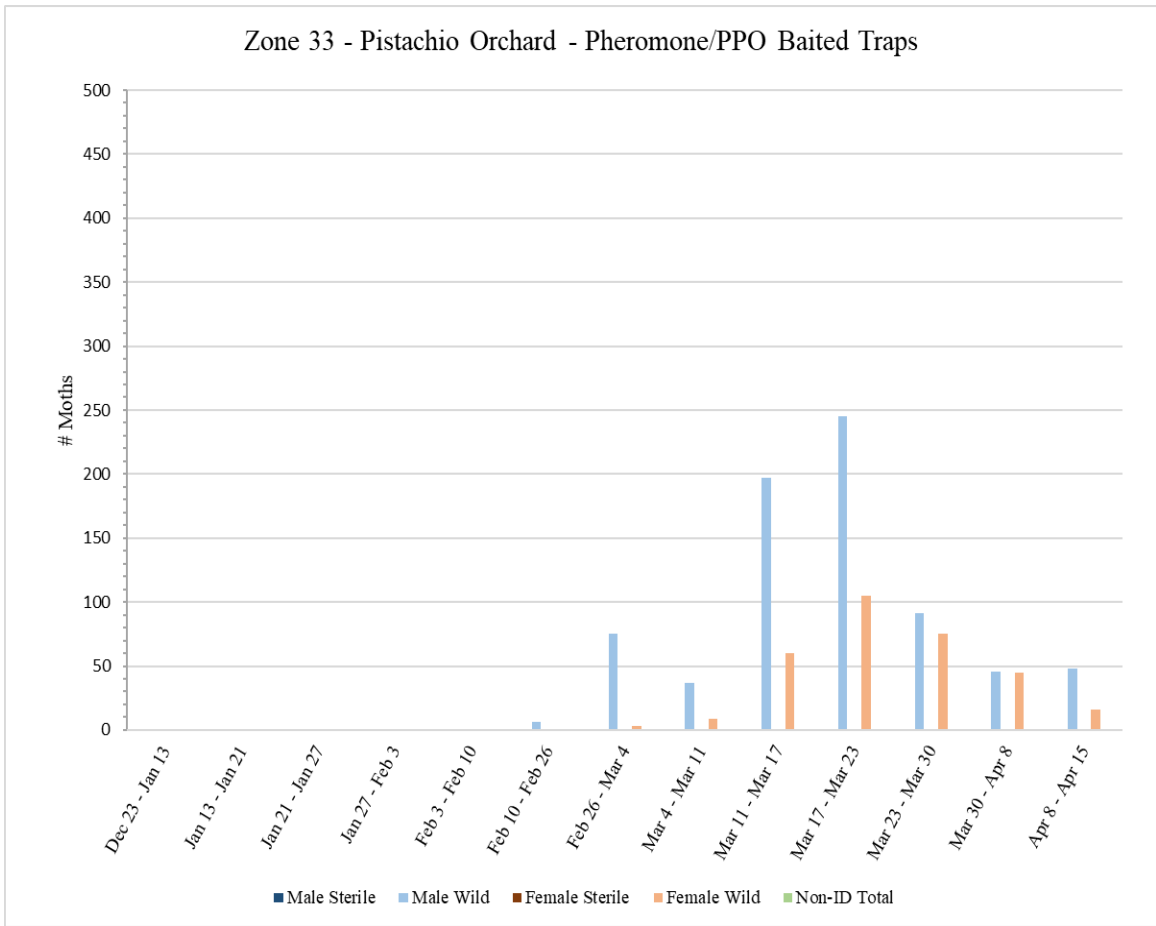
A total of 9 pheromone/PPO lure-baited traps were collected from Zone 33 on Monday, March 30.

A total of 9 pheromone/PPO lure-baited traps were collected from Zone 33 on Wednesday, April 8.

A total of 9 pheromone/PPO lure-baited traps were collected from Zone 33 on Wednesday, April 15.

<b>Zone 33 - Pistachio</b>								
Pheromone/PPO Lure Baited Traps								
Dates Traps in Field	# of Releases During Trap Period	Male Sterile	Male Wild	Male Total	Female Sterile	Female Wild	Female Total	Non-ID Total
<sup>1</sup> Dec 23 – Jan 13	0	0	0	0	0	0	0	0
Jan 13 – Jan 21	0	0	0	0	0	0	0	0
Jan 21 – Jan 27	0	0	0	0	0	0	0	0
Jan 27 – Feb 3	0	0	0	0	0	0	0	0
Feb 3 - Feb 10	0	0	0	0	0	0	0	0
<sup>2</sup> Feb 10 - Feb 26	0	0	6	6	0	0	0	0
Feb 26 - Mar 4	0	0	75	75	0	3	3	0
Mar 4 - Mar 11	0	0	37	37	0	9	9	0
Mar 11 – Mar 17	0	0	197	197	0	60	60	0
Mar 17 – Mar 23	0	0	245	245	0	105	105	0
<b>Mar 23 - Mar 30</b>	<b>0</b>	<b>0</b>	<b>91</b>	<b>91</b>	<b>0</b>	<b>75</b>	<b>75</b>	<b>0</b>
<b>Mar 30 - Apr 8</b>	<b>0</b>	<b>0</b>	<b>46</b>	<b>46</b>	<b>0</b>	<b>45</b>	<b>45</b>	<b>0</b>
<b>Apr 8 - Apr 15</b>	<b>0</b>	<b>0</b>	<b>48</b>	<b>48</b>	<b>0</b>	<b>16</b>	<b>16</b>	<b>0</b>
<sup>1</sup> No traps were serviced in Zone 33 during the weeks of January 2 and January 9 due to excessive rain and muddy conditions preventing access								
<sup>2</sup> No traps were serviced in Zone 33 during the week of February 20 due to excessive rain and muddy conditions preventing access								

### Zone 33 - Pistachio Orchard - Pheromone/PPO Baited Traps



## Zone 34 – Pistachio Orchard

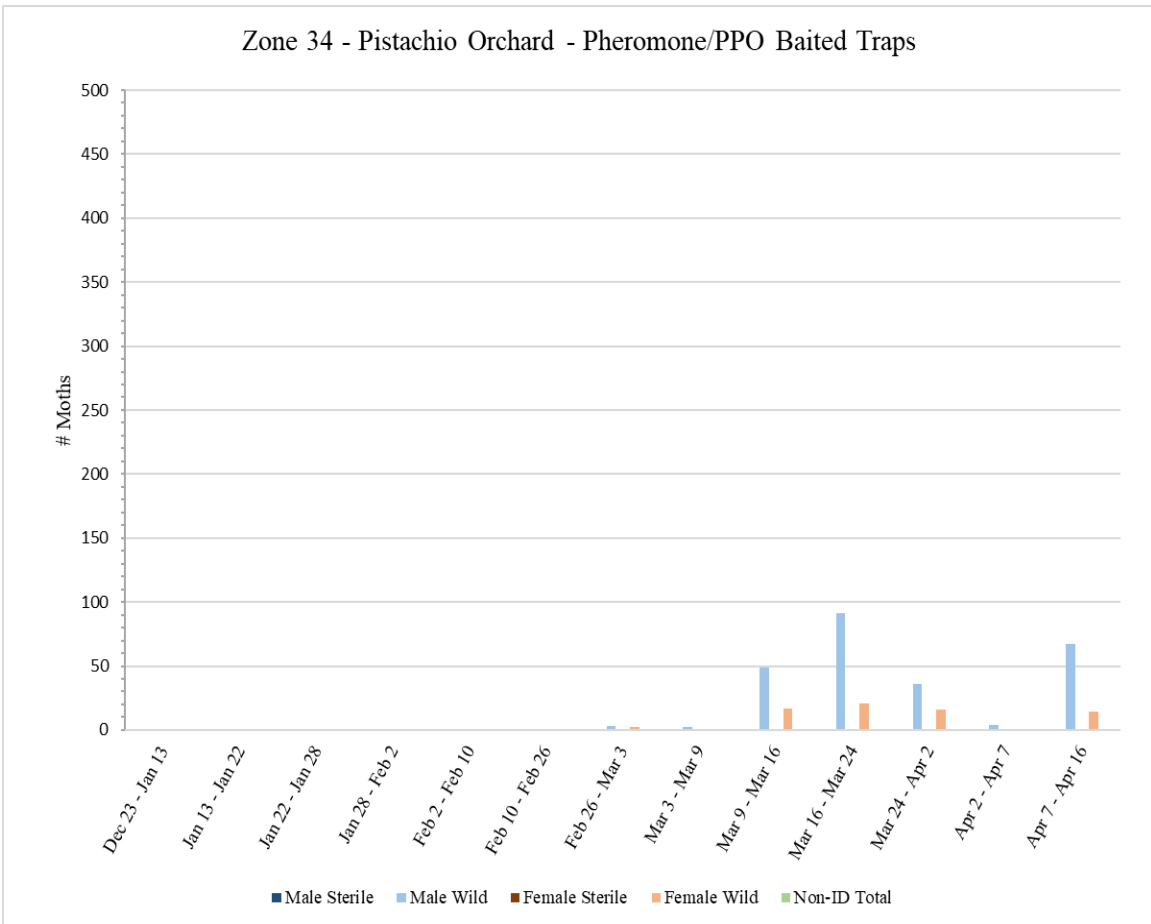
A total of 9 pheromone/PPO lure-baited traps were collected from Zone 34 on Thursday, April 2.

A total of 9 pheromone/PPO lure-baited traps were collected from Zone 34 on Tuesday, April 7.

A total of 9 pheromone/PPO lure-baited traps were collected from Zone 34 on Thursday, April 16.

<b>Zone 34 - Pistachio</b>								
Pheromone/PPO Lure Baited Traps								
Dates Traps in Field	# of Releases During Trap Period	Male Sterile	Male Wild	Male Total	Female Sterile	Female Wild	Female Total	Non-ID Total
<sup>1</sup> Dec 23 – Jan 13	0	0	0	0	0	0	0	0
Jan 13 – Jan 22	0	0	0	0	0	0	0	0
Jan 22 – Jan 28	0	0	0	0	0	0	0	0
Jan 28 – Feb 2	0	0	0	0	0	0	0	0
Feb 2 - Feb 10	0	0	0	0	0	0	0	0
<sup>2</sup> Feb 10 - Feb 26	0	0	0	0	0	0	0	0
Feb 26 - Mar 3	0	0	3	3	0	2	2	0
Mar 3 - Mar 9	0	0	2	2	0	0	0	0
Mar 9 – Mar 16	0	0	49	49	0	17	17	0
Mar 16 – Mar 24	0	0	91	91	0	21	21	0
<b>Mar 24 - Apr 2</b>	<b>0</b>	<b>0</b>	<b>36</b>	<b>36</b>	<b>0</b>	<b>16</b>	<b>16</b>	<b>0</b>
<b>Apr 2 - Apr 7</b>	<b>0</b>	<b>0</b>	<b>4</b>	<b>4</b>	<b>0</b>	<b>1</b>	<b>1</b>	<b>0</b>
<b>Apr 7 - Apr 16</b>	<b>0</b>	<b>0</b>	<b>67</b>	<b>67</b>	<b>0</b>	<b>14</b>	<b>14</b>	<b>0</b>
<sup>1</sup> No traps were serviced in Zone 34 during the weeks of January 2 and January 9 due to excessive rain and muddy conditions preventing access								
<sup>2</sup> No traps were serviced in Zone 34 during the week of February 20 due to excessive rain and muddy conditions preventing access								

### Zone 34 - Pistachio Orchard - Pheromone/PPO Baited Traps



#### IV. NOW Degree Days

NOW Degree days begin to accumulate when ambient temperatures remain between the lower threshold of 55° F and the upper threshold of 93.9° F. Using data from weather stations nearest to the trap sites, courtesy of the UC IPM website - [https://ipm.ucanr.edu/PHENOLOGY/ma-navel\\_orangeworm.html](https://ipm.ucanr.edu/PHENOLOGY/ma-navel_orangeworm.html), the chart below shows daily and total accumulated degree days starting on January 1, 2026. The model uses a double triangle and vertical cutoff method of calculating degree days.

Weather Station Location: Five Points, Fresno

Date	Air Temperatures (°F)		Degree Days	
	Min	Max	Daily	Accumulated
01/01/2026	48.80	66.10	3.14	3.14
01/02/2026	43.50	69.10	4.88	8.02
01/03/2026	52.20	62.80	2.50	10.52
01/04/2026	48.50	58.90	0.64	11.16
01/05/2026	45.10	61.60	1.27	12.43
01/06/2026	43.60	65.90	2.52	14.95
01/07/2026	40.80	60.10	0.65	15.60
01/08/2026	39.10	55.20	0.00	15.60
01/09/2026	30.60	55.70	0.01	15.61
01/10/2026	28.70	57.00	0.07	15.68
01/11/2026	30.80	61.40	0.68	16.36
01/12/2026	31.70	63.50	1.13	17.49
01/13/2026	31.50	63.90	1.48	18.97
01/14/2026	41.10	63.00	1.26	20.23
01/15/2026	32.90	60.20	0.51	20.74
01/16/2026	34.50	59.10	0.37	21.11
01/17/2026	37.80	51.90	0.00	21.11
01/18/2026	40.80	49.60	0.00	21.11
01/19/2026	41.80	51.80	0.00	21.11
01/20/2026	40.20	45.50	0.00	21.11
01/21/2026	42.60	50.20	0.00	21.11
01/22/2026	40.90	61.20	0.90	22.01
01/23/2026	38.80	52.50	0.00	22.01
01/24/2026	38.40	48.20	0.00	22.01
01/25/2026	34.70	53.50	0.00	22.01
01/26/2026	35.00	60.30	0.53	22.54
01/27/2026	32.90	61.70	0.83	23.37
01/28/2026	36.40	65.30	1.82	25.19
01/29/2026	35.80	64.80	1.62	26.81
01/30/2026	34.60	64.90	1.72	28.53
01/31/2026	37.90	66.80	2.45	30.98
02/01/2026	38.80	63.40	1.34	32.32
02/02/2026	35.20	64.70	1.64	33.96
02/03/2026	36.80	65.20	1.74	35.70
02/04/2026	33.50	67.60	2.43	38.13
02/05/2026	36.30	71.00	4.61	42.74
02/06/2026	47.90	76.30	7.35	50.09
02/07/2026	42.50	70.70	4.06	54.15
02/08/2026	37.80	71.90	4.94	59.09
02/09/2026	46.80	60.00	0.95	60.04

Date	Air Temperatures (°F)		Degree Days	
	Min	Max	Daily	Accumulated
02/10/2026	47.00	66.40	3.11	63.15
02/11/2026	43.70	65.20	2.16	65.31
02/12/2026	37.70	64.80	1.76	67.07
02/13/2026	37.20	67.20	2.58	69.65
02/14/2026	39.40	69.10	3.80	73.45
02/15/2026	45.70	67.20	3.49	76.94
02/16/2026	46.10	56.40	0.08	77.02
02/17/2026	42.00	55.10	0.00	77.02
02/18/2026	35.80	53.10	0.00	77.02
02/19/2026	36.30	54.80	0.00	77.02
02/20/2026	31.00	55.20	0.00	77.02
02/21/2026	33.90	64.50	1.49	78.51
02/22/2026	34.50	69.10	3.08	81.59
02/23/2026	38.80	70.10	4.69	86.28
02/24/2026	50.20	73.30	7.94	94.22
02/25/2026	53.90	77.20	10.49	104.71
02/26/2026	53.50	75.50	9.32	114.03
02/27/2026	52.40	75.60	9.46	123.49
02/28/2026	53.90	81.20	12.39	135.88
03/01/2026	53.10	73.60	7.56	143.44
03/02/2026	47.70	69.40	4.38	147.82
03/03/2026	43.30	70.50	4.62	152.44
03/04/2026	45.60	70.80	4.86	157.30
03/05/2026	44.60	66.90	2.90	160.20
03/06/2026	39.90	67.80	2.86	163.06
03/07/2026	38.40	70.30	3.81	166.87
03/08/2026	40.70	79.80	8.30	175.17
03/09/2026	44.60	80.70	9.44	184.61
03/10/2026	46.80	76.20	7.16	191.77
03/11/2026	42.50	76.90	7.06	198.83
03/12/2026	43.40	80.50	8.91	207.74
03/13/2026	44.60	79.10	8.49	216.23
03/14/2026	45.20	81.00	9.83	226.06
03/15/2026	47.90	79.50	9.77	235.83
03/16/2026	49.60	85.30	12.70	248.53
03/17/2026	48.70	91.80	17.31	265.84
03/18/2026	56.00	94.70	20.85	286.69
03/19/2026	58.00	92.10	18.92	305.61
03/20/2026	53.40	94.40	19.00	324.61
03/21/2026	53.70	88.90	16.03	340.64
03/22/2026	52.40	85.00	14.28	354.92
03/23/2026	54.50	88.30	16.06	370.98
03/24/2026	53.00	86.60	14.36	385.34
03/25/2026	50.60	86.00	13.67	399.01
03/26/2026	51.10	79.70	10.30	409.31
03/27/2026	49.00	84.10	12.28	421.59
03/28/2026	50.20	87.40	14.32	435.91
03/29/2026	51.30	87.30	14.83	450.74
03/30/2026	52.90	85.50	14.45	465.19
03/31/2026	53.70	71.60	6.54	471.73
04/01/2026	46.00	75.10	7.37	479.10

Date	Air Temperatures (°F)		Degree Days	
	Min	Max	Daily	Accumulated
04/02/2026	49.20	69.70	4.39	483.49
04/03/2026	39.00	76.60	6.60	490.09
04/04/2026	43.30	84.60	10.70	500.79
04/05/2026	44.00	87.90	13.96	514.75
04/06/2026	53.20	86.50	13.67	528.42
04/07/2026	46.60	83.50	15.20	543.62
04/08/2026	65.30	85.10	18.67	562.29
04/09/2026	59.20	84.40	15.01	577.30
04/10/2026	51.70	76.60	9.37	586.67
04/11/2026	51.70	73.90	7.33	594.00
04/12/2026	46.90	69.00	4.12	598.12
04/13/2026	43.30	69.20	3.72	601.84
04/14/2026	40.80	73.90	5.81	607.65
04/15/2026	45.20	76.20	7.74	615.39
04/16/2026	48.90	72.80	5.96	621.35
<b>04/17/2026</b>	<b>42.90</b>	<b>75.80</b>	<b>6.52</b>	<b>627.87</b>

## V. Quality Control

QC tests are performed on samples taken from each shipment of sterile NOW moths. These tests include: zero-hour mortality rates, zero-hour mating dissections, forty-eight-hour mating dissections, seven-day longevity monitoring, and crush tests. Throughout the span of a week, Monday through Sunday, the results of each test are averaged. Below are the QC results from samples of sterile NOW moths taken during the week of Thursday, April 2, 2026 to Sunday, April 5, 2026:

- 0% of moths from samples found dead at zero hour
- 2% of moths from samples found to have mated at zero hour
- 73% of moths from samples found to have mated after forty-eight hours
- 78% of moths from samples remained alive after seven days in BioChamber
- 99% of moths from samples found to have distinct red dye markings

Below are the QC results from samples of sterile NOW moths taken during the week of Monday, April 6, 2026 to Sunday, April 12, 2026:

- 0% of moths from samples found dead at zero hour
- 7% of moths from samples found to have mated at zero hour
- 70% of moths from samples found to have mated after forty-eight hours
- 86% of moths from samples remained alive after seven days in BioChamber
- 93% of moths from samples found to have distinct red dye markings

To receive notification when reports are available on the NOW webpage, please subscribe here: <https://public.govdelivery.com/accounts/CADFA/subscriber/new>.

Questions regarding the NOW Program can be sent to: [NOWProgram@cdfa.ca.gov](mailto:NOWProgram@cdfa.ca.gov)