

Navel Orangeworm Program 2025 – Weekly Report

Week Ending – September 19, 2025

California Department of Food & Agriculture
Plant Health and Pest Prevention Services
Integrated Pest Control Branch
5100 Douglas Avenue
Shafter, CA 93263
Phone: (661) 395-2914
Fax: (661) 399-1601

I. Program Updates

Navel Orangeworm Area Wide Program – Multi-Phase Approach

Phase 1 – 2018-2022

Phase 1 was the Initial Phase of the Navel Orangeworm (NOW) Program (Program) with a focus on developing NOW sterile insect technique (SIT) moths, determining their viability during cold storage transfer, performing quality control (QC) on mating propensity and survivability of the sterile moths, developing a trap monitoring program, and collecting preliminary damage data from the orchards participating in the Program's project site.

Phase 2 – 2023-2025

Phase 2 is the Data Phase of the NOW Program. The focus of this phase is controlling variables within the orchards participating in the Program's project site to increase the integrity of the field data being collected. Strategic planning and industry communication with NOWAC remains with Matthew Aubuchon, the USDA National Policy Coordinator, in partnership with CDFA.

Navel Orangeworm Sterile Insect Technique

The Navel Orangeworm Program utilizes NOW SIT moths obtained from the United States Department of Agriculture (USDA) and California Department of Food and Agriculture's (CDFA) Phoenix, Arizona Rearing Facility. QC tests are performed on every shipment of NOW SIT moths used for aerial releases.

Releases of sterile NOW moths began on March 26 with one magazine of approximately 750,000 sterile moths being released daily over select sites in West Fresno County. CDFA conducted ground releases every day between March 26 and May 27 at select sites until aerial releases were available. Ground releases occurred at Zones 3 and 9 between March 26 and May 11. The remaining almond release sites were added to the release schedule starting on May 12, bringing the total to 8 almond release sites, which include Zones 3, 9, 12, 14, 16, 18, 19, and 21.

Beginning on May 28, releases are being conducted six days per week via aircraft.

Releases were conducted exclusively over almond sites between March 26 and August 14. Releases are now being conducted exclusively over pistachio sites starting on August 15 and continuing throughout the remainder of the season. These sites include Zones 6, 22, 26, 27, 28, 29, 32, and 33.

Listed below are circumstances which prevented regular releases in 2025:

- March 29 – March 30: No releases conducted due to staffing issues
- April 26: No releases conducted due to rain and muddy conditions preventing access to the release sites; magazine from April 26 held overnight for release on April 27
- April 27: Ground release conducted for both magazines from April 26 and April 27

- April 28 – April 29: Aerial releases were conducted in place of ground releases for testing purposes
- May 6: No releases conducted due to change from same-day to next-day releases
- June 30: No releases conducted due to issues with release equipment
- July 1: Double aerial release conducted for both magazines from June 30 and July 1
- July 8: No moth shipment received due to issue with airline flight diversion
- July 9: No releases conducted due to previous day's issue with airline
- July 10: No moth shipment received due to issue at rearing facility
- July 11: No releases conducted due to previous day's issue at rearing facility
- August 8: Ground release conducted in lieu of aerial release due to shortage of pilots
- August 11: No releases conducted due to shortage of pilots and CDFA staff needed to conduct ground release; magazine from August 10 held overnight for release on August 12
- August 12: Double aerial release conducted for both magazines from August 10 and August 11
- September 8: Ground release conducted in lieu of aerial release due to issue with release aircraft
- September 19: No release conducted due to rain and muddy conditions preventing access to the release sites; magazine from September 19 held overnight for release on September 20

Navel Orangeworm Trapping

The Phase 2 Area Wide Project Site for 2025 currently includes thirty-two orchards: sixteen pistachio and sixteen almond, located in the San Joaquin Valley. In 2024, the program had nine orchards with each orchard ranging in area from 600 to 640 acres. Many of these locations are currently enrolled in the 2025 field season; however, this year the Program expanded enrollment to 32 orchards with the total area for each location being approximately 160-acres. Trapping is being conducted weekly year-round in all zones.

Listed below are any circumstances which prevented regular trap servicing in 2025:

- Week of January 3: No traps were serviced in Zones 2, 6, and 9 due to excessive rain and muddy conditions preventing access to trap sites
- Week of January 31: No traps were serviced in Zone 9 due to excessive rain and muddy conditions preventing access to trap sites; Zone 3, trap numbers 26 – 36 not serviced due to pesticide applications on site
- Week of February 7: No traps were serviced in Zones 3 and 7 due to pesticide applications on site; Zone 4, trap numbers 8 – 36 not serviced due to pesticide applications on site; No traps were serviced in Zone 6 due to rain and muddy conditions preventing access to trap sites
- Week of February 14: No traps were serviced in Zones 3 and 7 due to pesticide applications on site
- Week of February 21: No traps were serviced in Zones 3 and 7 due to pesticide applications on site; No traps were serviced in Zone 6 due to staffing issues
- Week of March 7: No traps were serviced in Zones 2, 3, 4, and 7 due to pesticide applications on site; No

traps were serviced in Zone 5 due to excessive rain and muddy conditions preventing access to trap sites

- Week of March 21: No traps were serviced in Zones 4 and 6 due to excessive rain and muddy conditions preventing access to trap sites
- Week of March 28: No traps were serviced in Zones 2 and 9 due to pesticide applications on site; No traps were serviced in Zone 6 due to staffing issues
- Week of April 4: No traps were serviced in Zone 8 due to pesticide applications on site; No traps were serviced in Zone 4 due to staffing issues
- Week of April 11: No traps were serviced in Zones 3 and 8 due to pesticide applications on site
- Week of April 18: No traps were serviced in Zone 7 due to pesticide applications on site
- Week of April 25: No traps were serviced in Zone 6 due to staffing issues
- Week of May 9: No traps were serviced in Zones 3, 5, 7, and 8 due to pesticide applications on site
- Week of June 20: No traps were serviced in Zones 6, 20, and 21 due to pesticide applications on site
- Week of June 27: No traps were serviced in Zones 2 and 5 due to pesticide applications on site
- Week of July 11: No traps were serviced in Zones 3, 7, 20, and 21 due to pesticide applications on site
- Week of July 18: No traps were serviced in Zones 8, 18, and 24 due to pesticide applications on site
- Week of August 1: No traps were serviced in Zone 3 due to pesticide applications on site; only trap number 1 was serviced in Zone 34 due to pesticide applications on site
- Week of August 22: No traps were serviced in Zone 22 due to pesticide applications on site
- Week of August 29: No traps were serviced in Zones 27, 31, 32, and 33 due to pesticide applications on site; trap number 7 was not serviced in Zone 25 due to harvest equipment on site
- Week of September 5: No traps were serviced in Zone 6 due to pesticide applications on site
- Week of September 12: No traps were serviced in Zone 20 due to harvest equipment on site

II. Project Design

The Area Wide Project Site was restructured in 2023 in preparation for Phase 2 of the Program. Phase 2 aims to establish more standardized and consistent approaches to mating disruption, sanitation, pesticide usage, and other cultural practices for more comparable data between each orchard set (release site/control site).

The 2025 Area Wide Project Site currently includes 32 orchards located in Fresno, Kings, and Kern counties. Listed below is information related to each orchard within the Program's project site for 2025:

Zone #	Crop Type	Acres	Release/Non-release Site	Date Added to Area Wide Project
Zone 2	Pistachio	160	Non-release	February 2023
Zone 3	Almond	160	Release	February 2023
Zone 5	Pistachio	160	Non-release	March 2023
Zone 6	Pistachio	160	Release	March 2023

Zone 7	Almond	160	Non-release	April 2023
Zone 8	Almond	160	Non-release	April 2023
Zone 9	Almond	160	Release	May 2024
Zone 10	Almond	160	Non-release	May 2025
Zone 11	Almond	160	Non-release	May 2025
Zone 12	Almond	160	Release	May 2025
Zone 13	Almond	160	Non-release	May 2025
Zone 14	Almond	160	Release	May 2025
Zone 15	Almond	160	Non-release	May 2025
Zone 16	Almond	150	Release	May 2025
Zone 17	Almond	173	Non-release	May 2025
Zone 18	Almond	150	Release	May 2025
Zone 19	Almond	183	Release	May 2025
Zone 20	Almond	150	Non-release	May 2025
Zone 21	Almond	155	Release	May 2025
Zone 22	Pistachio	180	Release	June 2025
Zone 23	Pistachio	155	Non-release	July 2025
Zone 24	Pistachio	155	Non-release	July 2025
Zone 25	Pistachio	160	Non-release	July 2025
Zone 26	Pistachio	155	Release	July 2025
Zone 27	Pistachio	150	Release	June 2025
Zone 28	Pistachio	160	Release	July 2025
Zone 29	Pistachio	170	Release	July 2025
Zone 30	Pistachio	160	Non-release	July 2025
Zone 31	Pistachio	155	Non-release	July 2025
Zone 32	Pistachio	160	Release	July 2025
Zone 33	Pistachio	160	Release	July 2025
Zone 34	Pistachio	160	Non-release	July 2025

Each zone has a trap site ratio of approximately one trap site per 18 acres for a total of 9 trap sites for each 160-acre zone. Each trap site has one trap baited with NOW pheromone/PPO lures. All traps are serviced on a weekly basis. Servicing includes collecting trap bottoms and replacing them with new trap bottoms. Bait/lure changes occur once a month, and trap tops are replaced as needed. Counts are performed on each trap collected to determine number of wild versus sterile captures and male versus female captures.

III. Trap Results for Week Ending on September 19, 2025

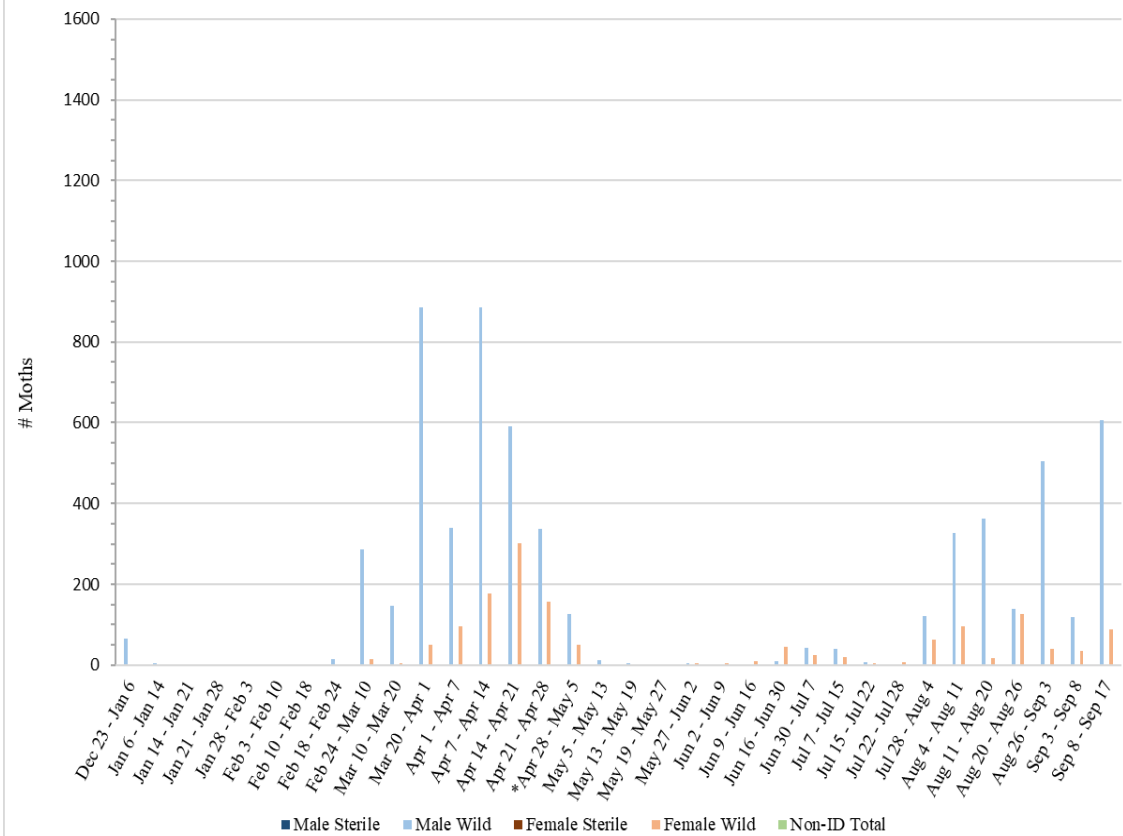
Zone 2 – Pistachio Orchard

A total of 9 pheromone/PPO lure-baited traps were collected from Zone 2 on Wednesday, September 17.

Zone 2 - Pistachio								
Pheromone/PPO Lure Baited Traps								
Dates Traps in Field	# of Releases During Trap	Male Sterile	Male Wild	Male Total	Female Sterile	Female Wild	Female Total	Non-ID Total

	Period							
¹ Dec 23 – Jan 6	0	0	65	65	0	0	0	0
Jan 6 – Jan 14	0	0	5	5	0	0	0	0
Jan 14 – Jan 21	0	0	0	0	0	0	0	0
Jan 21 – Jan 28	0	0	0	0	0	0	0	0
Jan 28 – Feb 3	0	0	0	0	0	0	0	0
Feb 3 – Feb 10	0	0	0	0	0	0	0	0
Feb 10 – Feb 18	0	0	2	2	0	0	0	0
Feb 18 – Feb 24	0	0	14	14	0	1	1	0
² Feb 24 – Mar 10	0	0	287	287	0	15	15	0
Mar 10 – Mar 20	0	0	146	146	0	4	4	0
³ Mar 20 – Apr 1	0	0	887	887	0	51	51	0
Apr 1 – Apr 7	0	0	340	340	0	95	95	0
Apr 7 – Apr 14	0	0	885	885	0	178	178	0
Apr 14 – Apr 21	0	0	590	590	0	301	301	1
Apr 21 – Apr 28	0	0	337	337	0	157	157	0
*Apr 28 – May 5	0	0	126	126	0	51	51	0
May 5 – May 13	0	0	12	12	0	0	0	0
May 13 – May 19	0	0	4	4	0	2	2	0
May 19 – May 27	0	0	3	3	0	1	1	0
May 27 – Jun 2	0	0	4	4	0	4	4	0
Jun 2 – Jun 9	0	0	3	3	0	5	5	0
Jun 9 – Jun 16	0	0	2	2	0	9	9	0
⁴ Jun 16 – Jun 30	0	0	9	9	0	46	46	0
Jun 30 – Jul 7	0	0	42	42	0	25	25	0
Jul 7 – Jul 15	0	0	39	39	0	19	19	0
Jul 15 – Jul 22	0	0	6	6	0	5	5	0
Jul 22 – Jul 28	0	0	3	3	0	6	6	0
Jul 28 – Aug 4	0	0	122	122	0	62	62	0
Aug 4 – Aug 11	0	0	328	328	0	97	97	0
Aug 11 – Aug 20	0	0	363	363	0	16	16	0
Aug 20 – Aug 26	0	0	139	139	0	127	127	0
Aug 26 – Sep 3	0	0	504	504	0	40	40	0
Sep 3 – Sep 8	0	0	118	118	0	34	34	0
Sep 8 – Sep 17	0	0	607	607	0	88	88	0
¹ No traps were serviced in Zone 2 during the week of January 3 due to excessive rain and muddy conditions preventing access								
² No traps were serviced in Zone 2 during the week of March 7 due to pesticide applications on site								
³ No traps were serviced in Zone 2 during the week of March 28 due to pesticide applications on site								
*Zone 2 area decreased from 640 to 160 acres on May 5. Trapping ratio is 1 trap:18 acres therefore total number of traps decreased from 36 to 9.								
⁴ No traps were serviced in Zone 2 during the week of June 27 due to pesticide applications on site								

Zone 2 - Pistachio Orchard - Pheromone/PPO Baited Traps

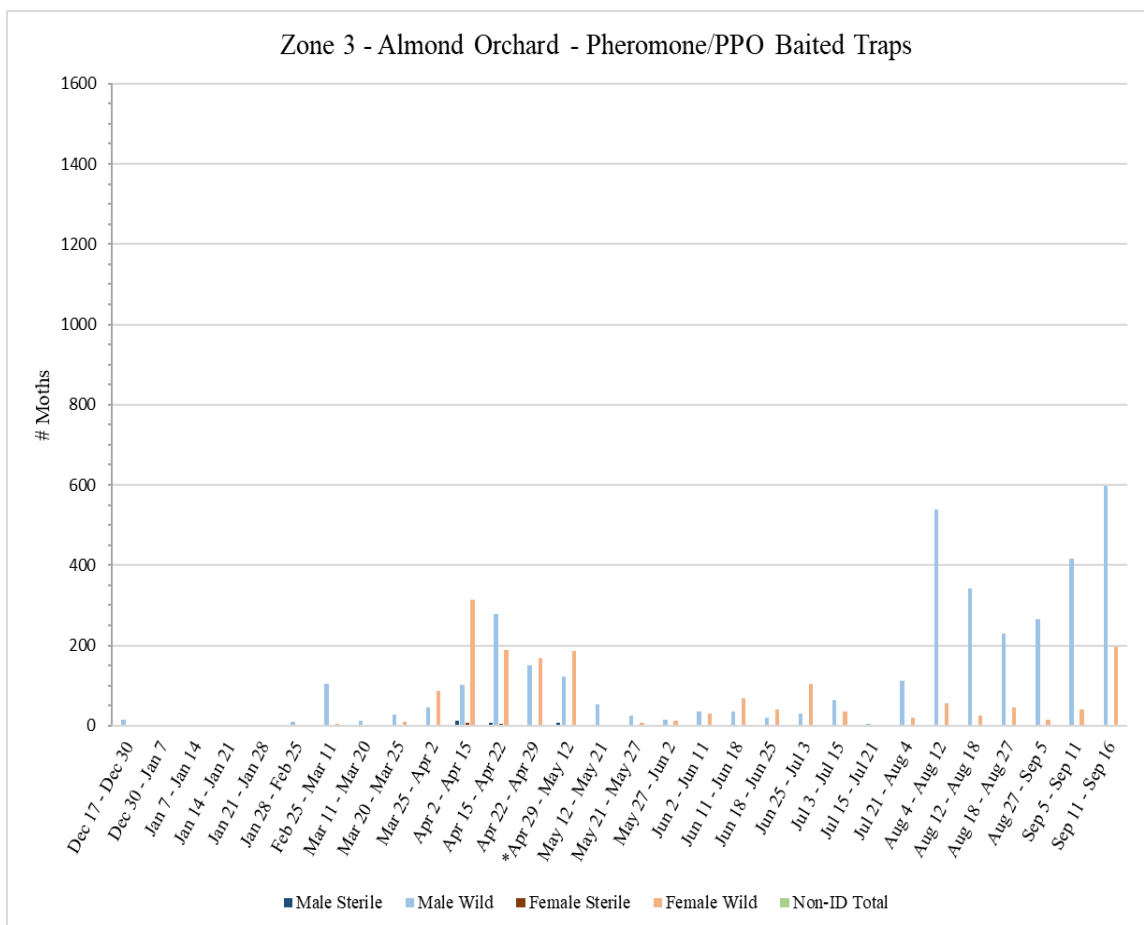


Zone 3 – Almond Orchard

A total of 9 pheromone/PPO lure-baited traps were collected from Zone 3 on Tuesday, September 16.

Zone 3 - Almond								
Pheromone/PPO Lure Baited Traps								
Dates Traps in Field	# of Releases During Trap Period	Male Sterile	Male Wild	Male Total	Female Sterile	Female Wild	Female Total	Non-ID Total
Dec 17 – Dec 30	0	0	15	15	0	0	0	0
Dec 30 – Jan 7	0	0	0	0	0	0	0	0
Jan 7 – Jan 14	0	0	1	1	0	0	0	0
Jan 14 – Jan 21	0	0	0	0	0	0	0	0
¹ Jan 21 – Jan 28	0	0	0	0	0	0	0	0
² Jan 28 – Feb 25	0	0	9	9	0	0	0	0
³ Feb 25 – Mar 11	0	0	105	105	0	5	5	0
Mar 11 – Mar 20	0	0	11	11	0	0	0	0
Mar 20 – Mar 25	0	0	27	27	0	10	10	0
Mar 25 – Apr 2	3	2	46	48	1	86	87	0
⁴ Apr 2 – Apr 15	7	12	102	114	6	315	321	0
Apr 15 – Apr 22	4	8	279	287	4	188	192	0
Apr 22 – Apr 29	5	1	149	150	0	168	168	0
⁵ *Apr 29 – May 12	7	7	122	129	3	186	189	0
May 12 – May 21	3	0	52	52	0	1	1	0
May 21 – May 27	2	0	24	24	0	7	7	0
May 27 – Jun 2	5	0	15	15	0	12	12	0
Jun 2 – Jun 11	9	2	34	36	0	31	31	0
Jun 11 – Jun 18	7	1	36	37	0	69	69	0
Jun 18 – Jun 25	7	0	21	21	0	41	41	0
Jun 25 – Jul 3	8	0	30	30	0	103	103	0
⁶ Jul 3 – Jul 15	10	3	63	66	0	36	36	0
Jul 15 – Jul 21	6	0	4	4	0	2	2	0
⁷ Jul 21 – Aug 4	13	0	111	111	0	21	21	0
Aug 4 – Aug 12	6	2	540	542	0	55	55	0
Aug 12 – Aug 18	4	0	343	343	0	24	24	0
Aug 18 – Aug 27	0	0	230	230	0	46	46	0
Aug 27 – Sep 5	0	0	265	265	0	16	16	0
Sep 5 – Sep 11	0	0	416	416	0	40	40	0
Sep 11 – Sep 16	0	0	598	598	0	195	195	0
¹ Trap numbers 26 - 36 not serviced in Zone 3 during the week of January 31 due to pesticide applications on site								
² No traps were serviced in Zone 3 during the weeks of February 7, February 14, and February 21 due to pesticide applications on site								
³ No traps were serviced in Zone 3 during the week of March 7 due to pesticide applications on site								
⁴ No traps were serviced in Zone 3 during the week of Apr 11 due to pesticide applications on site								
⁵ No traps were serviced in Zone 3 during the week of May 9 due to pesticide applications on site								
*Zone 3 area decreased from 640 to 160 acres on May 12. Trapping ratio is 1 trap:18 acres therefore total number of traps decreased from 36 to 9.								
⁶ No traps were serviced in Zone 3 during the week of July 11 due to pesticide applications on site								

⁷No traps were serviced in Zone 3 during the week of August 1 due to pesticide applications on site

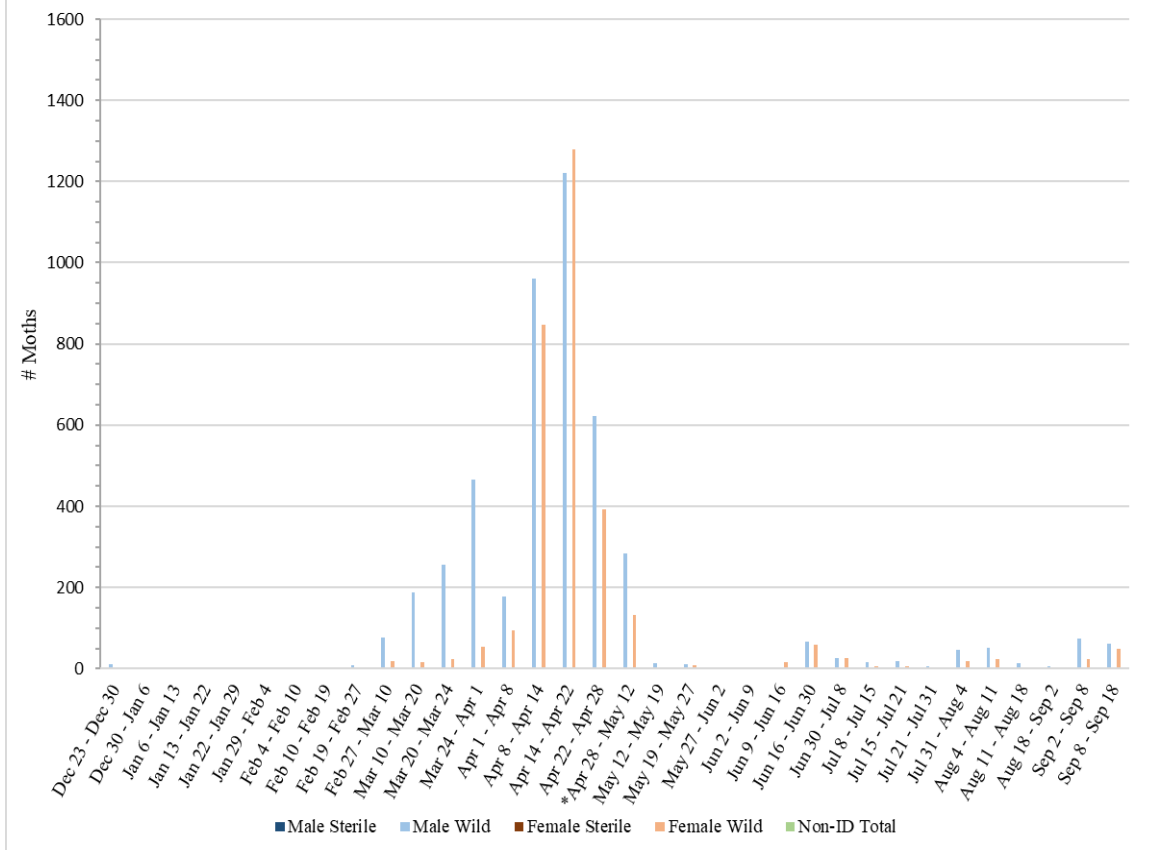


Zone 5 – Pistachio Orchard

A total of 9 pheromone/PPO lure-baited traps were collected from Zone 5 on Thursday, September 18.

Zone 5 - Pistachio								
Pheromone/PPO Lure Baited Traps								
Dates Traps in Field	# of Releases During Trap Period	Male Sterile	Male Wild	Male Total	Female Sterile	Female Wild	Female Total	Non-ID Total
Dec 23 – Dec 30	0	0	12	12	0	0	0	0
Dec 30 – Jan 6	0	0	1	1	0	0	0	0
Jan 6 – Jan 13	0	0	0	0	0	0	0	0
Jan 13 – Jan 22	0	0	0	0	0	0	0	0
Jan 22 – Jan 29	0	0	0	0	0	0	0	0
Jan 29 – Feb 4	0	0	0	0	0	0	0	0
Feb 4 – Feb 10	0	0	0	0	0	0	0	0
Feb 10 – Feb 19	0	0	0	0	0	0	0	0
Feb 19 – Feb 27	0	0	8	8	0	4	4	0
¹ Feb 27 – Mar 10	0	0	77	77	0	19	19	0
Mar 10 – Mar 20	0	0	188	188	0	15	15	0
Mar 20 – Mar 24	0	0	257	257	0	23	23	0
Mar 24 – Apr 1	0	0	465	465	0	54	54	0
Apr 1 – Apr 8	0	0	178	178	0	95	95	0
Apr 8 – Apr 14	0	0	961	961	0	846	846	0
Apr 14 – Apr 22	0	0	1221	1221	0	1279	1279	0
Apr 22 – Apr 28	0	0	623	623	0	393	393	0
² *Apr 28 - May 12	0	0	284	284	0	132	132	0
May 12 – May 19	0	0	14	14	0	4	4	0
May 19 – May 27	0	0	10	10	0	8	8	0
May 27 – Jun 2	0	0	3	3	0	1	1	0
Jun 2 – Jun 9	0	0	0	0	0	2	2	0
Jun 9 – Jun 16	0	0	4	4	0	17	17	0
³ Jun 16 – Jun 30	0	0	66	66	0	60	60	0
Jun 30 – Jul 8	0	0	25	25	0	25	25	0
Jul 8 – Jul 15	0	0	17	17	0	6	6	0
Jul 15 – Jul 21	0	0	18	18	0	7	7	0
Jul 21 – Jul 31	0	0	6	6	0	0	0	0
Jul 31 – Aug 4	0	0	45	45	0	18	18	0
Aug 4 – Aug 11	0	0	51	51	0	23	23	0
Aug 11 – Aug 18	0	0	13	13	0	4	4	0
⁴ Aug 18 – Sep 2	0	0	5	5	0	4	4	0
Sep 2 – Sep 8	0	0	74	74	0	23	23	0
Sep 8 – Sep 18	0	0	61	61	0	48	48	0
¹ No traps were serviced in Zone 5 during the week of March 7 due to excessive rain and muddy conditions preventing access								
² No traps were serviced in Zone 5 during the week of May 9 due to pesticide applications on site								
*Zone 5 area decreased from 640 to 160 acres on May 12. Trapping ratio is 1 trap:18 acres therefore total number of traps decreased from 36 to 9.								
³ No traps were serviced in Zone 5 during the week of June 27 due to pesticide applications on site								

Zone 5 - Pistachio Orchard - Pheromone/PPO Baited Traps



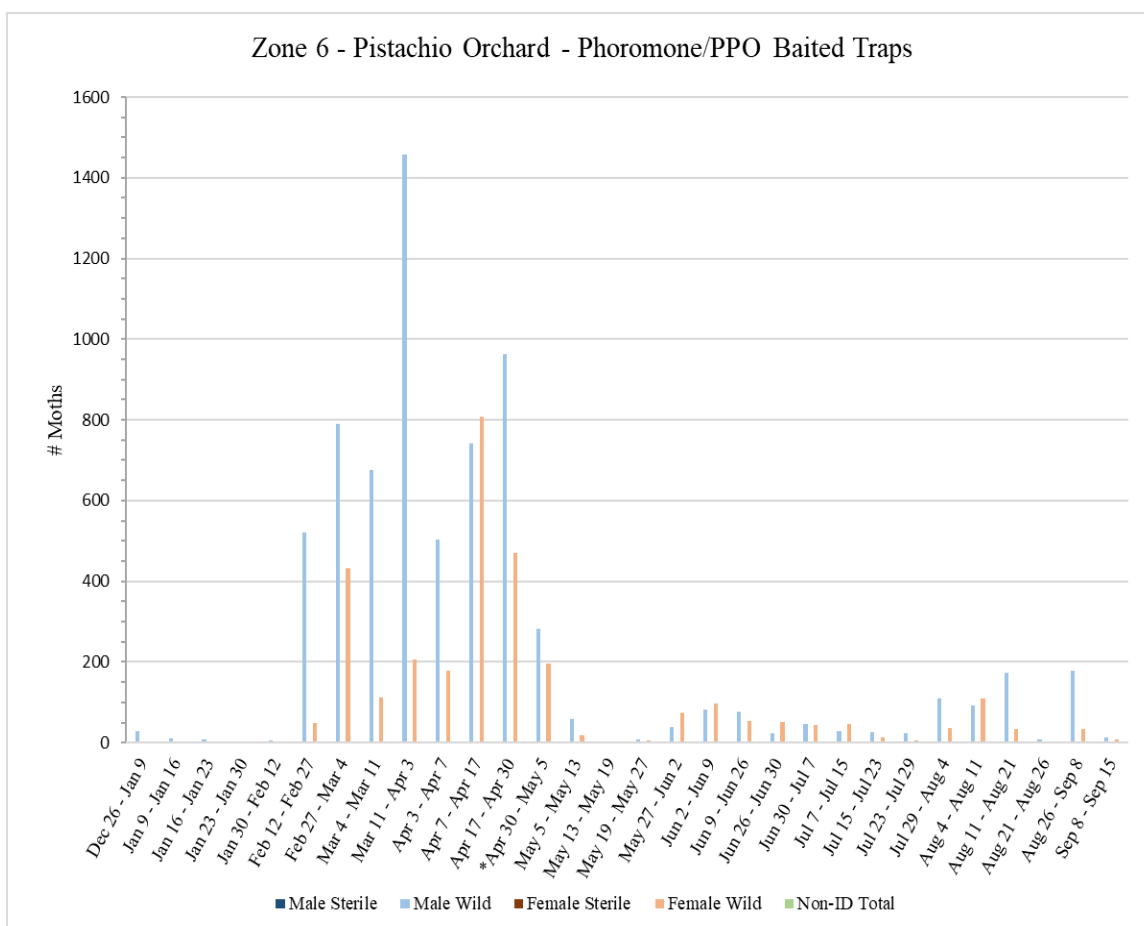
Zone 6 – Pistachio Orchard

A total of 9 pheromone/PPO lure-baited traps were collected from Zone 6 on Monday, September 15.

Zone 6 - Pistachio								
Pheromone/PPO Lure Baited Traps								
Dates Traps in Field	# of Releases During Trap Period	Male Sterile	Male Wild	Male Total	Female Sterile	Female Wild	Female Total	Non-ID Total
¹ Dec 26 – Jan 9	0	0	28	28	0	0	0	0
Jan 9 – Jan 16	0	0	10	10	0	0	0	0
Jan 16 – Jan 23	0	0	9	9	0	0	0	0
Jan 23 – Jan 30	0	0	0	0	0	0	0	0
² Jan 30 – Feb 12	0	0	5	5	0	0	0	0
³ Feb 12 – Feb 27	0	0	522	522	0	48	48	0
Feb 27 – Mar 4	0	0	790	790	0	431	431	0
Mar 4 – Mar 11	0	0	677	677	0	111	111	1
⁴ Mar 11 – Apr 3	0	0	1459	1459	0	205	205	4
Apr 3 – Apr 7	0	0	504	504	0	179	179	0
Apr 7 – Apr 17	0	0	741	741	0	807	807	0
⁵ Apr 17 – Apr 30	0	0	964	964	0	471	471	1
*Apr 30 - May 5	0	0	282	282	0	195	195	0
May 5 – May 13	0	0	58	58	0	18	18	0
May 13 – May 19	0	0	2	2	0	0	0	0
May 19 – May 27	0	0	9	9	0	5	5	0
May 27 – Jun 2	0	0	39	39	0	74	74	0
Jun 2 – Jun 9	0	0	83	83	0	97	97	0
⁶ Jun 9 – Jun 26	0	0	77	77	0	54	54	0
Jun 26 – Jun 30	0	0	23	23	0	51	51	0
Jun 30 – Jul 7	0	0	46	46	0	43	43	0
Jul 7 – Jul 15	0	0	29	29	0	47	47	0
Jul 15 – Jul 23	0	0	25	25	0	13	13	0
Jul 23 – Jul 29	0	0	23	23	0	6	6	0
Jul 29 – Aug 4	0	0	110	110	0	36	36	0
Aug 4 – Aug 11	0	0	93	93	0	110	110	0
Aug 11 – Aug 21	6	0	173	173	0	34	34	0
Aug 21 – Aug 26	5	0	7	7	0	2	2	0
⁷ Aug 26 – Sep 8	11	1	178	179	0	34	34	0
Sep 8 – Sep 15	6	1	12	13	0	7	7	0
¹ No traps were serviced in Zone 6 during the week of January 3 due to excessive rain and muddy conditions preventing access								
² No traps were serviced in Zone 6 during the week of February 7 due to excessive rain and muddy conditions preventing access								
³ No traps were serviced in Zone 6 during the week of February 21 due to staffing issues								
⁴ No traps were serviced in Zone 6 during the week of March 21 due to excessive rain and muddy conditions preventing access; No traps were serviced in Zone 6 during the week of March 28 due to staffing issues								
⁵ No traps were serviced in Zone 6 during the week of April 25 due to staffing issues								
*Zone 6 area decreased from 640 to 160 acres on May 5. Trapping ratio is 1 trap:18 acres therefore total number of traps decreased from 36 to 9.								

⁶No traps were serviced in Zone 6 during the week of June 20 due to pesticide applications on site

⁷No traps were serviced in Zone 6 during the week of September 5 due to pesticide applications on site

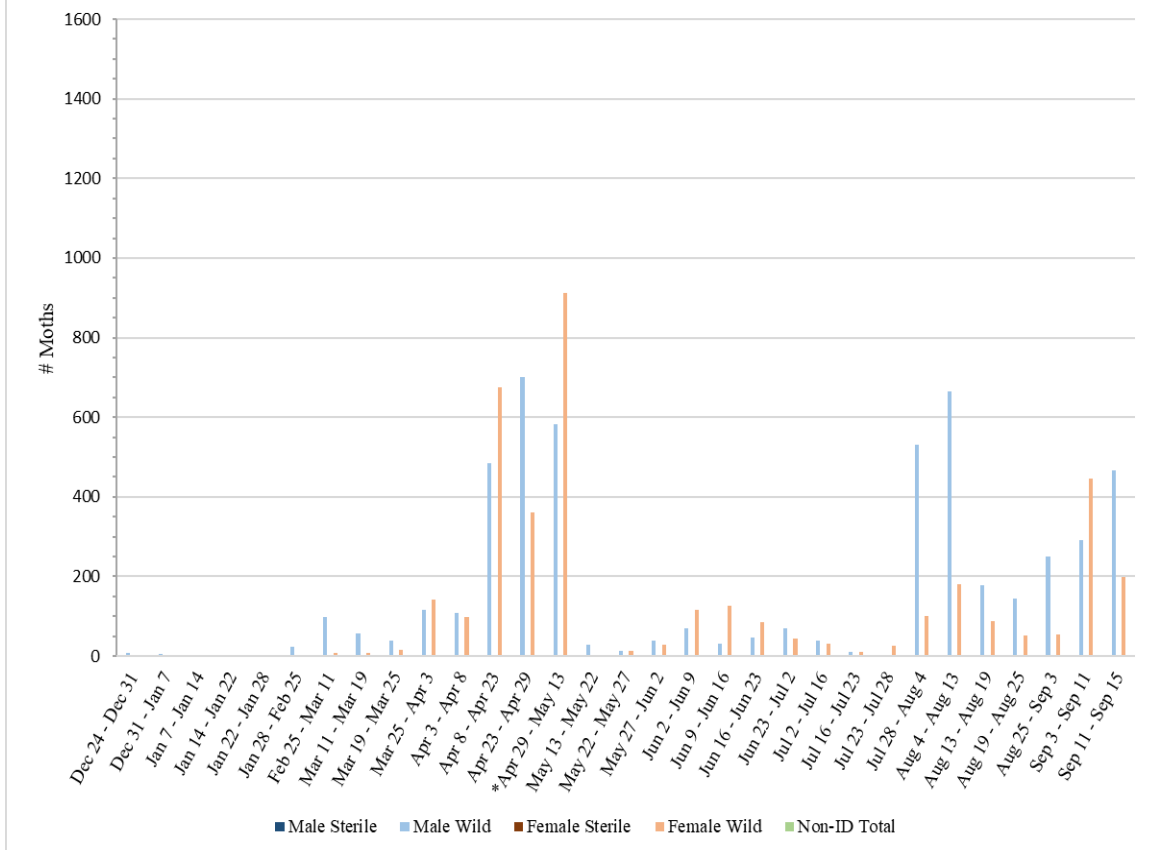


Zone 7 – Almond Orchard

A total of 9 pheromone/PPO lure-baited traps were collected from Zone 7 on Monday, September 15.

Zone 7 - Almond								
Pheromone/PPO Lure Baited Traps								
Dates Traps in Field	# of Releases During Trap Period	Male Sterile	Male Wild	Male Total	Female Sterile	Female Wild	Female Total	Non-ID Total
Dec 24 – Dec 31	0	0	7	7	0	0	0	0
Dec 31 – Jan 7	0	0	6	6	0	0	0	0
Jan 7 – Jan 14	0	0	0	0	0	0	0	0
Jan 14 – Jan 22	0	0	1	1	0	0	0	0
Jan 22 – Jan 28	0	0	1	1	0	0	0	0
¹ Jan 28 – Feb 25	0	0	24	24	0	0	0	0
² Feb 25 – Mar 11	0	0	99	99	0	7	7	0
Mar 11 – Mar 19	0	0	57	57	0	9	9	0
Mar 19 – Mar 25	0	0	39	39	0	16	16	0
Mar 25 – Apr 3	0	0	116	116	0	142	142	0
Apr 3 – Apr 8	0	0	108	108	0	97	97	0
³ Apr 8 – Apr 23	0	0	484	484	0	674	674	0
Apr 23 – Apr 29	0	0	702	702	0	362	362	0
^{4*} Apr 29 – May 13	0	0	583	583	0	913	913	1
May 13 – May 22	0	0	29	29	0	3	3	0
May 22 – May 27	0	0	13	13	0	13	13	0
May 27 – Jun 2	0	0	38	38	0	29	29	0
Jun 2 – Jun 9	0	0	71	71	0	117	117	0
Jun 9 – Jun 16	0	0	32	32	0	127	127	0
Jun 16 – Jun 23	0	0	46	46	0	86	86	0
Jun 23 – Jul 2	0	0	70	70	0	45	45	0
⁵ Jun 2 – Jul 16	0	0	39	39	0	30	30	0
Jul 16 – Jul 23	0	0	11	11	0	10	10	0
Jul 23 – Jul 28	0	0	4	4	0	26	26	0
Jul 28 – Aug 4	0	0	531	531	0	102	102	0
Aug 4 – Aug 13	0	0	665	665	0	180	180	0
Aug 13 – Aug 19	0	0	177	177	0	87	87	0
Aug 19 – Aug 25	0	0	144	144	0	52	52	0
Aug 25 – Sep 3	0	0	250	250	0	54	54	0
Sep 3 – Sep 11	0	0	292	292	0	445	445	0
Sep 11 – Sep 15	0	0	467	467	0	198	198	0
¹ No traps were serviced in Zone 7 during the weeks of February 7, February 14, and February 21 due to pesticide applications on site								
² No traps were serviced in Zone 7 during the week of March 7 due to pesticide applications on site								
³ No traps were serviced in Zone 7 during the week of April 18 due to pesticide applications on site								
⁴ No traps were serviced in Zone 7 during the week of May 9 due to pesticide applications on site								
[*] Zone 7 area decreased from 640 to 160 acres on May 13. Trapping ratio is 1 trap:18 acres therefore total number of traps decreased from 36 to 9.								
⁵ No traps were serviced in Zone 7 during the week of July 11 due to pesticide applications on site								

Zone 7 - Almond Orchard - Pheromone/PPO Baited Traps

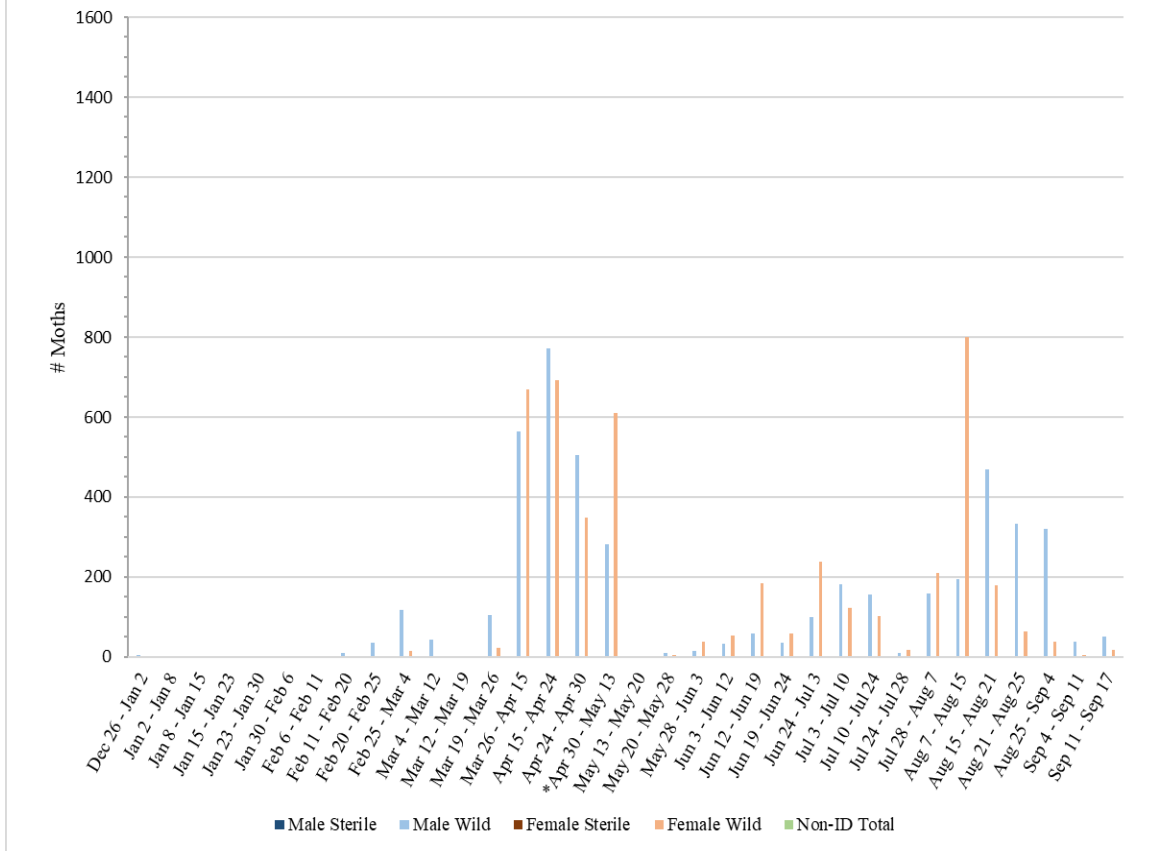


Zone 8 – Almond Orchard

A total of 9 pheromone/PPO lure-baited traps were collected from Zone 8 on Wednesday, September 17.

Zone 8 - Almond								
Pheromone/PPO Lure Baited Traps								
Dates Traps in Field	# of Releases During Trap Period	Male Sterile	Male Wild	Male Total	Female Sterile	Female Wild	Female Total	Non-ID Total
Dec 26 – Jan 2	0	0	4	4	0	0	0	0
Jan 2 – Jan 8	0	0	1	1	0	0	0	0
Jan 8 – Jan 15	0	0	0	0	0	0	0	0
Jan 15 – Jan 23	0	0	0	0	0	0	0	0
Jan 23 – Jan 30	0	0	0	0	0	0	0	0
Jan 30 – Feb 6	0	0	1	1	0	0	0	0
Feb 6 – Feb 11	0	0	0	0	0	0	0	0
Feb 11 – Feb 20	0	0	10	10	0	0	0	0
Feb 20 – Feb 25	0	0	36	36	0	1	1	0
Feb 25 – Mar 4	0	0	118	118	0	16	16	0
Mar 4 – Mar 12	0	0	44	44	0	1	1	0
Mar 12 – Mar 19	0	0	3	3	0	1	1	0
Mar 19 – Mar 26	0	0	104	104	0	23	23	0
¹ Mar 26 – Apr 15	0	0	565	565	0	669	669	0
Apr 15 – Apr 24	0	0	772	772	0	693	693	1
Apr 24 – Apr 30	0	0	505	505	0	348	348	0
^{2*} Apr 30 – May 13	0	0	281	281	0	610	610	0
May 13 – May 20	0	0	1	1	0	0	0	0
May 20 – May 28	0	0	9	9	0	6	6	0
May 28 – Jun 3	0	0	14	14	0	38	38	0
Jun 3 – Jun 12	0	0	34	34	0	54	54	0
Jun 12 – Jun 19	0	0	59	59	0	185	185	0
Jun 19 – Jun 24	0	0	35	35	0	59	59	0
Jun 24 – Jul 3	0	0	99	99	0	238	238	0
Jul 3 – Jul 10	0	0	182	182	0	123	123	0
³ Jul 10 – Jul 24	0	0	155	155	0	103	103	0
Jul 24 – Jul 28	0	0	11	11	0	17	17	0
Jul 28 – Aug 7	0	0	159	159	0	209	209	0
Aug 7 – Aug 15	0	0	194	194	0	799	799	0
Aug 15 – Aug 21	0	0	470	470	0	179	179	0
Aug 21 – Aug 25	0	0	333	333	0	65	65	0
Aug 25 – Sep 4	0	0	320	320	0	39	39	0
Sep 4 – Sep 11	0	0	39	39	0	5	5	0
Sep 11 – Sep 17	0	0	52	52	0	17	17	0
¹ No traps were serviced in Zone 8 during the weeks of April 4 and April 11 due to pesticide applications on site								
² No traps were serviced in Zone 8 during the week of May 9 due to pesticide applications on site								
[*] Zone 8 area decreased from 640 to 160 acres on May 13. Trapping ratio is 1 trap:18 acres therefore total number of traps decreased from 36 to 9.								
³ No traps were serviced in Zone 8 during the week of July 18 due to pesticide applications on site								

Zone 8 - Almond Orchard - Pheromone/PPO Baited Traps

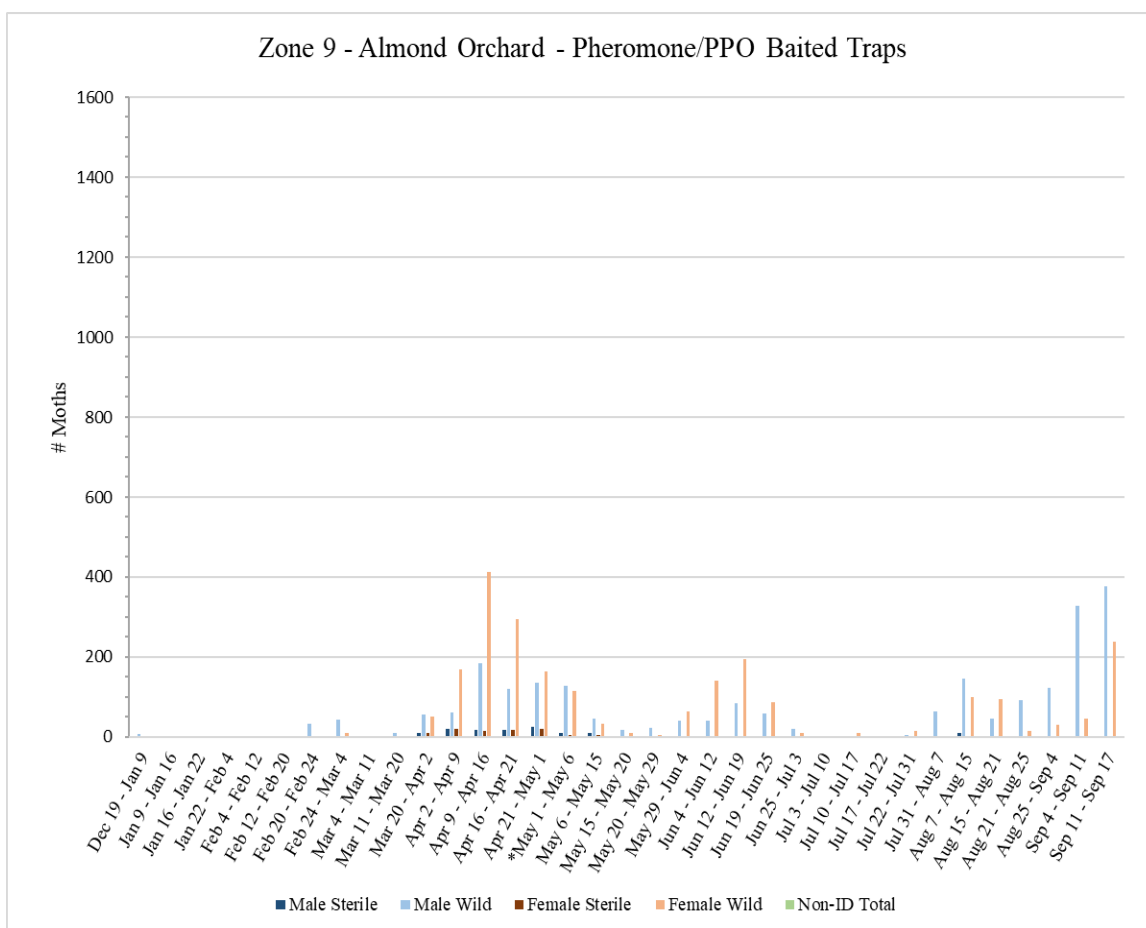


Zone 9 – Almond Orchard

A total of 9 pheromone/PPO lure-baited traps were collected from Zone 9 on Wednesday, September 17.

Zone 9 - Almond								
Pheromone/PPO Lure Baited Traps								
Dates Traps in Field	# of Releases During Trap Period	Male Sterile	Male Wild	Male Total	Female Sterile	Female Wild	Female Total	Non-ID Total
¹ Dec 19 – Jan 9	0	0	7	7	0	0	0	0
Jan 9 – Jan 16	0	0	0	0	0	0	0	0
Jan 16 – Jan 22	0	0	1	1	0	0	0	0
² Jan 22 – Feb 4	0	0	1	1	0	0	0	0
Feb 4 – Feb 12	0	0	1	1	0	0	0	0
Feb 12 – Feb 20	0	0	3	3	0	0	0	0
Feb 20 – Feb 24	0	0	33	33	0	0	0	0
Feb 24 – Mar 4	0	0	44	44	0	9	9	0
Mar 4 – Mar 11	0	0	2	2	0	2	2	0
Mar 11 – Mar 20	0	0	11	11	0	1	1	0
³ Mar 20 – Apr 2	3	11	56	67	11	50	61	0
Apr 2 – Apr 9	4	20	62	82	21	169	190	0
Apr 9 – Apr 16	4	19	184	203	16	413	429	0
Apr 16 – Apr 21	3	17	121	138	18	295	313	0
Apr 21 – May 1	6	25	137	162	21	164	185	0
*May 1 – May 6	2	9	128	137	6	114	120	0
May 6 – May 15	3	10	45	55	4	33	37	0
May 15 – May 20	2	2	19	21	3	11	14	0
May 20 – May 29	4	2	23	25	0	6	6	0
May 29 – Jun 4	6	0	40	40	0	64	64	0
Jun 4 – Jun 12	8	3	42	45	1	140	141	0
Jun 12 – Jun 19	7	3	84	87	0	194	194	0
Jun 19 – Jun 25	6	0	60	60	0	88	88	0
Jun 25 – Jul 3	8	2	21	23	1	10	11	0
Jul 3 – Jul 10	6	0	0	0	0	2	2	0
Jul 10 – Jul 17	7	1	2	3	2	9	11	0
Jul 17 – Jul 22	5	0	2	2	0	1	1	0
Jul 22 – Jul 31	9	1	5	6	1	15	16	0
Jul 31 – Aug 7	7	0	64	64	0	2	2	0
Aug 7 – Aug 15	6	9	146	155	1	99	100	0
Aug 15 – Aug 21	0	0	45	45	0	94	94	0
Aug 21 – Aug 25	0	0	92	92	0	16	16	0
Aug 25 – Sep 4	0	0	124	124	0	30	30	0
Sep 4 – Sep 11	0	0	328	328	0	45	45	0
Sep 11 – Sep 17	0	0	377	377	0	239	239	0
¹ No traps were serviced in Zone 9 during the week of January 3 due to excessive rain and muddy conditions preventing access								
² No traps were serviced in Zone 9 during the week of January 31 due to excessive rain and muddy conditions preventing access								
³ No traps were serviced in Zone 9 during the week of March 28 due to pesticide applications on site								

*Zone 9 area decreased from 640 to 160 acres on May 6. Trapping ratio is 1 trap:18 acres therefore total number of traps decreased from 36 to 9.

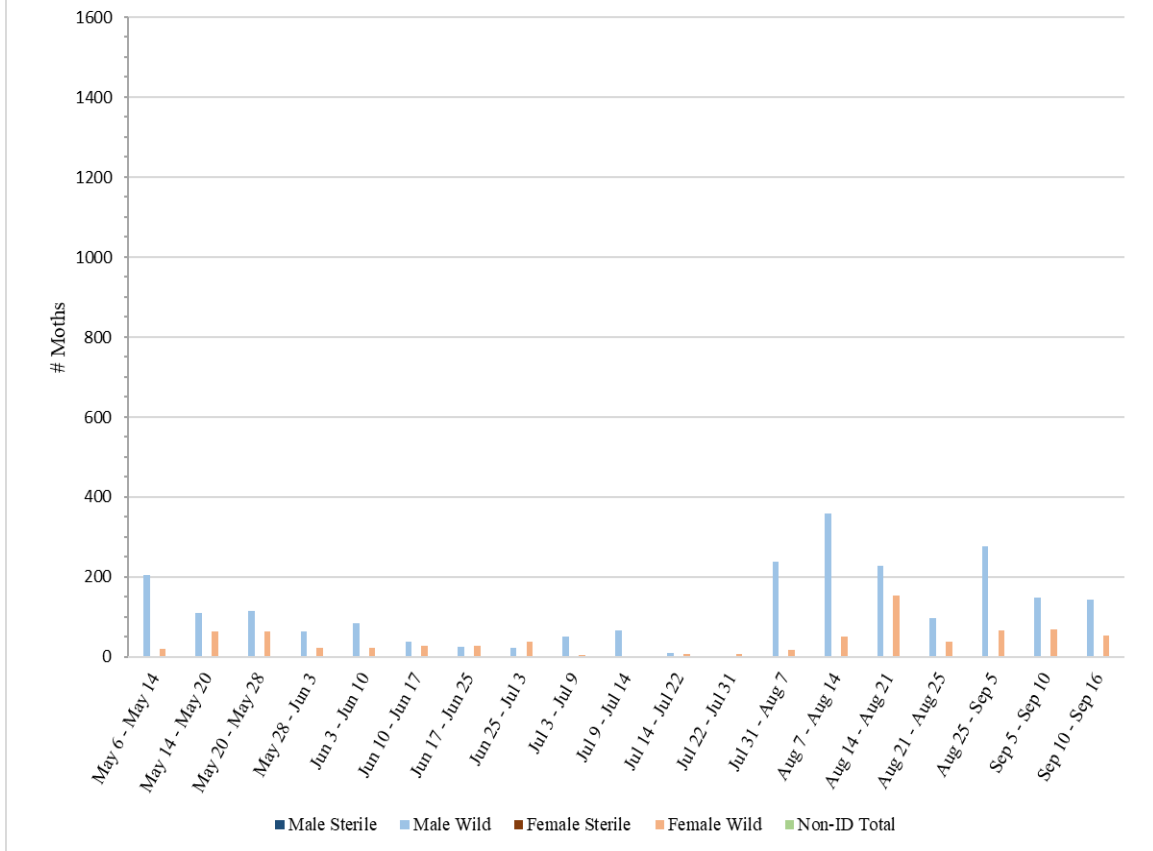


Zone 10 – Almond Orchard

A total of **8** pheromone/PPO lure-baited traps were collected from Zone 10 on Tuesday, September 16. Trap number 7 was missing.

Zone 10 - Almond								
Pheromone/PPO Lure Baited Traps								
Dates Traps in Field	# of Releases During Trap Period	Male Sterile	Male Wild	Male Total	Female Sterile	Female Wild	Female Total	Non-ID Total
May 6 – May 14	0	0	206	206	0	21	21	0
May 14 – May 20	0	0	111	111	0	64	64	0
May 20 – May 28	0	0	114	114	0	65	65	0
May 28 – Jun 3	0	0	64	64	0	23	23	0
Jun 3 – Jun 10	0	0	85	85	0	23	23	0
Jun 10 – Jun 17	0	0	38	38	0	27	27	0
Jun 17 – Jun 25	0	0	25	25	0	28	28	0
Jun 25 – Jul 3	0	0	22	22	0	38	38	0
Jul 3 – Jul 9	0	0	52	52	0	5	5	0
Jul 9 – Jul 14	0	0	66	66	0	3	3	0
Jul 14 – Jul 22	0	0	9	9	0	7	7	0
Jul 22 – Jul 31	0	0	3	3	0	8	8	0
Jul 31 – Aug 7	0	0	239	239	0	17	17	0
Aug 7 – Aug 14	0	0	358	358	0	52	52	0
Aug 14 – Aug 21	0	0	228	228	0	154	154	0
Aug 21 – Aug 25	0	0	97	97	0	37	37	0
Aug 25 – Sep 5	0	0	277	277	0	67	67	0
Sep 5 – Sep 10	0	0	148	148	0	68	68	0
Sep 10 – Sep 16	0	0	144	144	0	53	53	0

Zone 10 - Almond Orchard - Pheromone/PPO Baited Traps

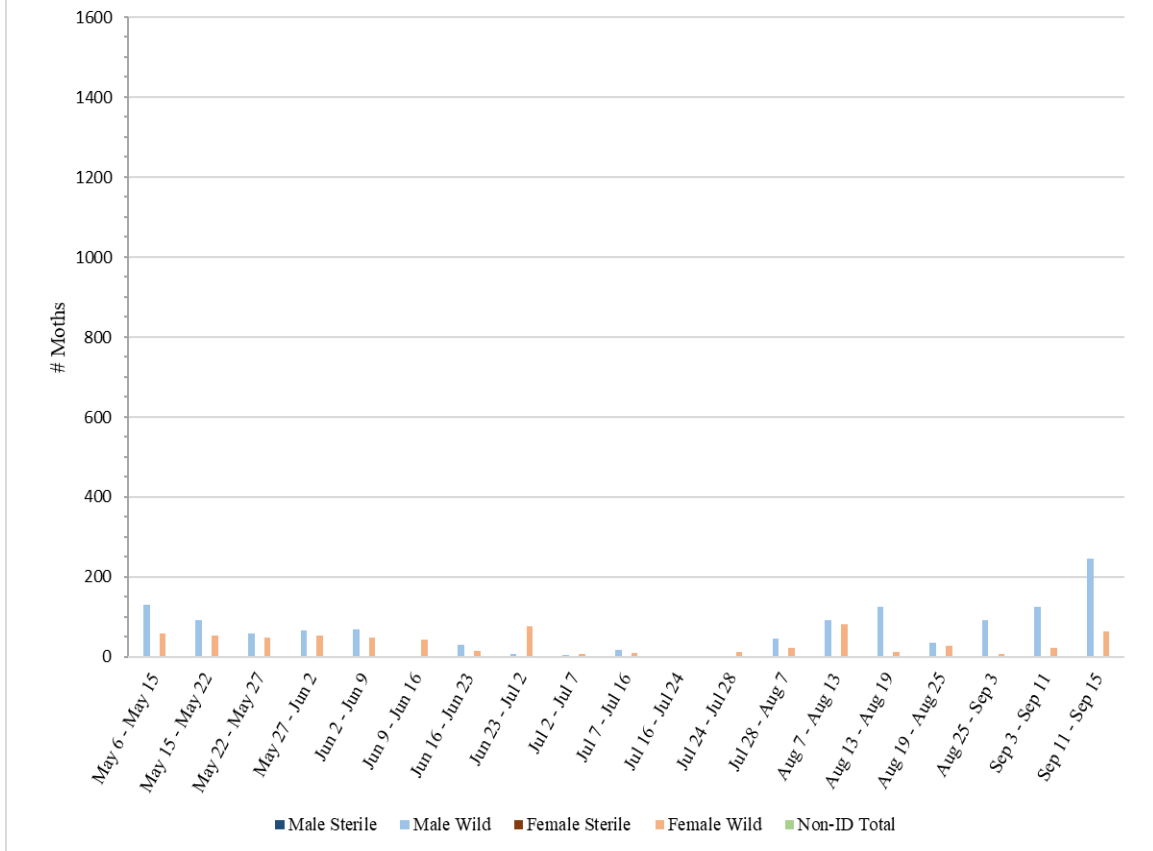


Zone 11 – Almond Orchard

A total of 9 pheromone/PPO lure-baited traps were collected from Zone 11 on Monday, September 15.

Zone 11 - Almond								
Pheromone/PPO Lure Baited Traps								
Dates Traps in Field	# of Releases During Trap Period	Male Sterile	Male Wild	Male Total	Female Sterile	Female Wild	Female Total	Non-ID Total
May 6 – May 15	0	0	130	130	0	58	58	0
May 15 – May 22	0	0	93	93	0	54	54	0
May 22 – May 27	0	0	59	59	0	48	48	0
May 27 – Jun 2	0	0	66	66	0	54	54	0
Jun 2 – Jun 9	0	0	69	69	0	49	49	0
Jun 9 – Jun 16	0	0	3	3	0	44	44	0
Jun 16 – Jun 23	0	0	31	31	0	15	15	0
Jun 23 – Jul 2	0	0	7	7	0	77	77	0
Jul 2 – Jul 7	0	0	4	4	0	7	7	0
Jul 7 – Jul 16	0	0	17	17	0	9	9	0
Jul 16 – Jul 24	0	0	0	0	0	1	1	0
Jul 24 – Jul 28	0	0	0	0	0	12	12	0
Jul 28 – Aug 7	0	0	46	46	0	22	22	0
Aug 7 – Aug 13	0	0	91	91	0	82	82	0
Aug 13 – Aug 19	0	0	126	126	0	13	13	0
Aug 19 – Aug 25	0	0	35	35	0	29	29	0
Aug 25 – Sep 3	0	0	91	91	0	7	7	0
Sep 3 – Sep 11	0	0	126	126	0	24	24	0
Sep 11 – Sep 15	0	0	245	245	0	65	65	0

Zone 11 - Almond Orchard - Pheromone/PPO Baited Traps

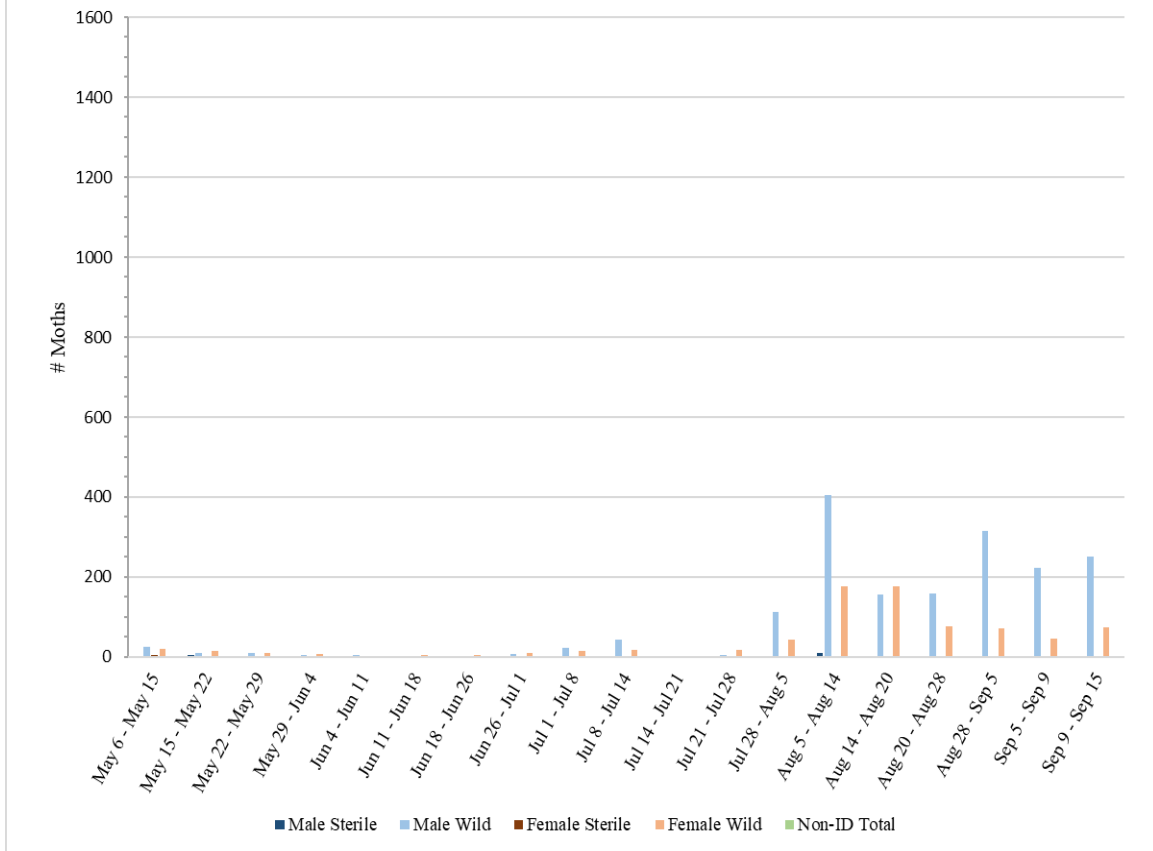


Zone 12 – Almond Orchard

A total of 9 pheromone/PPO lure-baited traps were collected from Zone 12 on Monday, September 15.

Zone 12 - Almond								
Pheromone/PPO Lure Baited Traps								
Dates Traps in Field	# of Releases During Trap Period	Male Sterile	Male Wild	Male Total	Female Sterile	Female Wild	Female Total	Non-ID Total
May 6 – May 15	1	1	25	26	6	21	27	0
May 15 – May 22	2	5	10	15	3	15	18	0
May 22 – May 29	3	3	11	14	3	10	13	0
May 29 – Jun 4	6	0	5	5	0	7	7	0
Jun 4 – Jun 11	7	0	6	6	0	2	2	0
Jun 11 – Jun 18	7	0	1	1	0	6	6	0
Jun 18 – Jun 26	8	0	1	1	1	4	5	0
Jun 26 – Jul 1	5	0	8	8	0	11	11	0
Jul 1 – Jul 8	8	0	24	24	1	14	15	0
Jul 8 – Jul 14	5	0	43	43	0	17	17	0
Jul 14 – Jul 21	7	1	2	3	0	0	0	0
Jul 21 – Jul 28	7	0	5	5	0	17	17	0
Jul 28 – Aug 5	8	2	112	114	0	43	43	0
Aug 5 – Aug 14	7	9	405	414	0	177	177	2
Aug 14 – Aug 20	1	0	156	156	0	176	176	0
Aug 20 – Aug 28	0	0	158	158	0	76	76	0
Aug 28 – Sep 5	0	0	314	314	0	71	71	0
Sep 5 – Sep 9	0	0	224	224	0	47	47	0
Sep 9 – Sep 15	0	0	252	252	0	73	73	0

Zone 12 - Almond Orchard - Pheromone/PPO Baited Traps

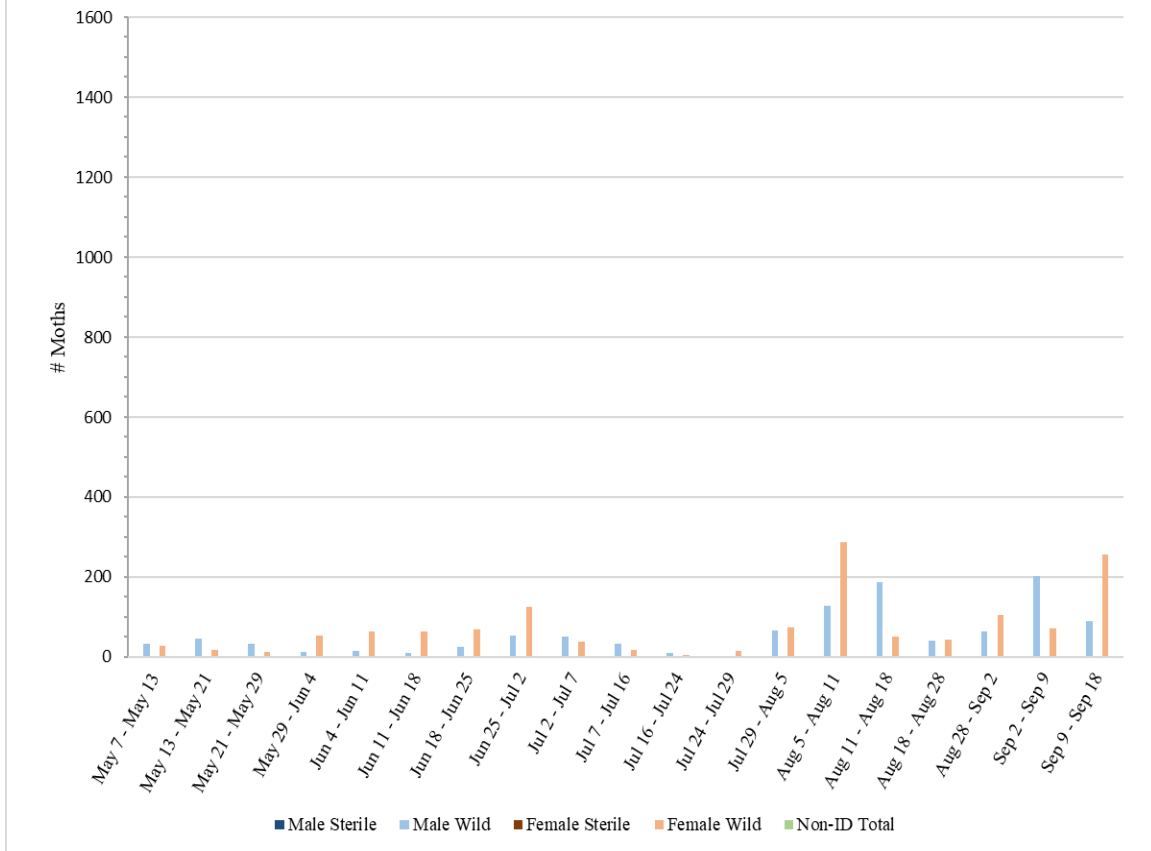


Zone 13 – Almond Orchard

A total of **8** pheromone/PPO lure-baited traps were collected from Zone 13 on Thursday, September 18. Trap number 5 was missing.

Zone 13 - Almond								
Pheromone/PPO Lure Baited Traps								
Dates Traps in Field	# of Releases During Trap Period	Male Sterile	Male Wild	Male Total	Female Sterile	Female Wild	Female Total	Non-ID Total
May 7 – May 13	0	0	33	33	0	27	27	0
May 13 – May 21	0	0	47	47	0	19	19	0
May 21 – May 29	0	0	34	34	0	12	12	0
May 29 – Jun 4	0	0	12	12	0	53	53	0
Jun 4 – Jun 11	0	0	16	16	0	65	65	0
Jun 11 – Jun 18	0	0	10	10	0	64	64	0
Jun 18 – Jun 25	0	0	26	26	0	68	68	0
Jun 25 – Jul 2	0	0	53	53	0	126	126	0
Jul 2 – Jul 7	0	0	52	52	0	37	37	0
Jul 7 – Jul 16	0	0	32	32	0	17	17	0
Jul 16 – Jul 24	0	0	9	9	0	6	6	0
Jul 24 – Jul 29	0	0	2	2	0	14	14	0
¹ Jul 29 – Aug 5	0	0	66	66	0	73	73	1
Aug 5 – Aug 11	0	0	127	127	0	287	287	0
Aug 11 – Aug 18	0	0	186	186	0	50	50	0
Aug 18 – Aug 28	0	0	41	41	0	43	43	0
Aug 28 – Sep 2	0	0	63	63	0	104	104	0
Sep 2 – Sep 9	0	0	202	202	0	71	71	0
Sep 9 – Sep 18	0	0	90	90	0	257	257	0
¹ Trap number 5 in Zone 13 was missing during the week of August 8								

Zone 13 - Almond Orchard - Pheromone/PPO Baited Traps

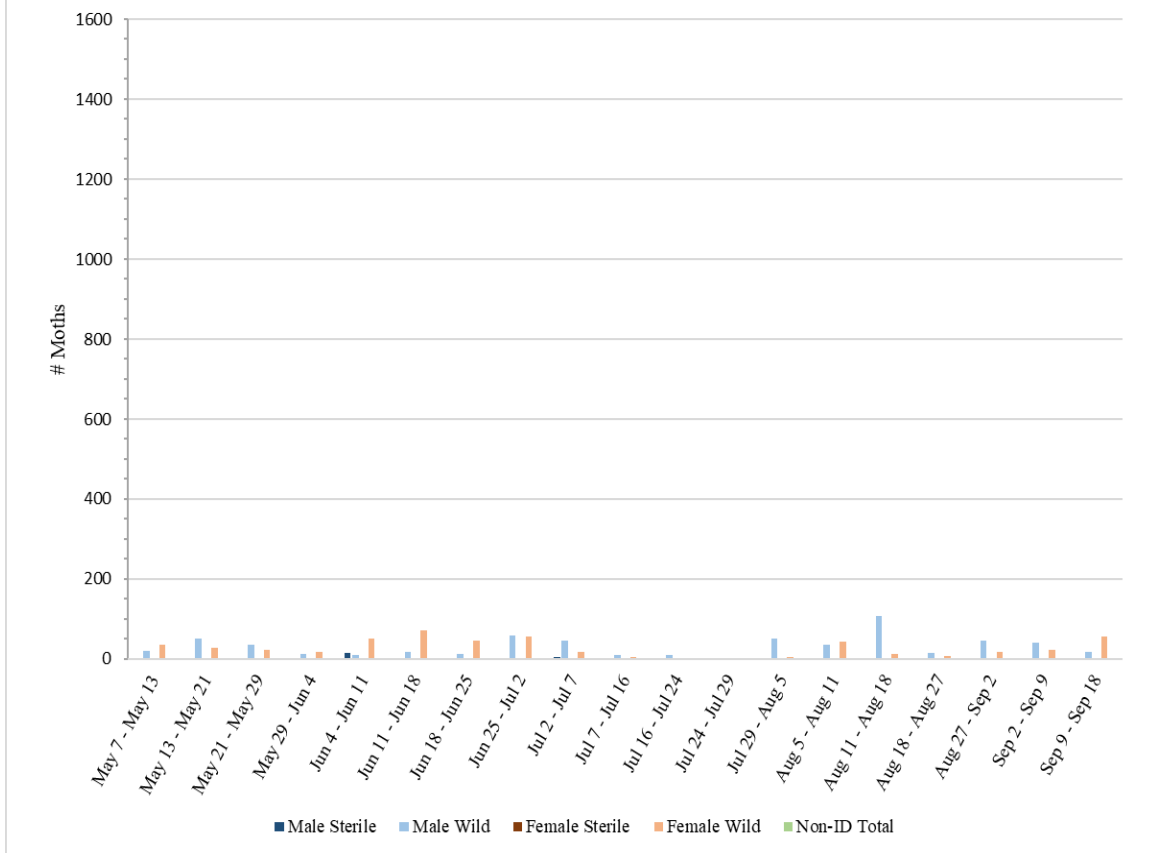


Zone 14 – Almond Orchard

A total of 9 pheromone/PPO lure-baited traps were collected from Zone 14 on Thursday, September 18.

Zone 14 - Almond								
Pheromone/PPO Lure Baited Traps								
Dates Traps in Field	# of Releases During Trap Period	Male Sterile	Male Wild	Male Total	Female Sterile	Female Wild	Female Total	Non-ID Total
May 7 – May 13	1	0	20	20	0	35	35	0
May 13 – May 21	3	1	50	51	1	29	30	0
May 21 – May 29	4	0	36	36	0	24	24	0
May 29 – Jun 4	6	0	13	13	1	19	20	0
Jun 4 – Jun 11	7	15	11	26	1	51	52	2
Jun 11 – Jun 18	7	2	17	19	0	72	72	0
Jun 18 – Jun 25	7	0	13	13	0	45	45	0
Jun 25 – Jul 2	7	0	58	58	0	56	56	0
Jul 2 – Jul 7	5	5	45	50	0	18	18	0
Jul 7 – Jul 16	8	2	11	13	0	4	4	0
Jul 16 – Jul 24	8	1	9	10	0	2	2	0
Jul 24 – Jul 29	5	0	0	0	0	0	0	0
Jul 29 – Aug 5	7	1	50	51	0	4	4	0
Aug 5 – Aug 11	4	2	36	38	0	44	44	0
Aug 11 – Aug 18	4	1	107	108	0	12	12	0
Aug 18 – Aug 27	0	0	14	14	0	8	8	0
Aug 27 – Sep 2	0	0	46	46	0	19	19	0
Sep 2 – Sep 9	0	0	42	42	0	24	24	0
Sep 9 – Sep 18	0	0	17	17	0	55	55	0

Zone 14 - Almond Orchard - Pheromone/PPO Baited Traps

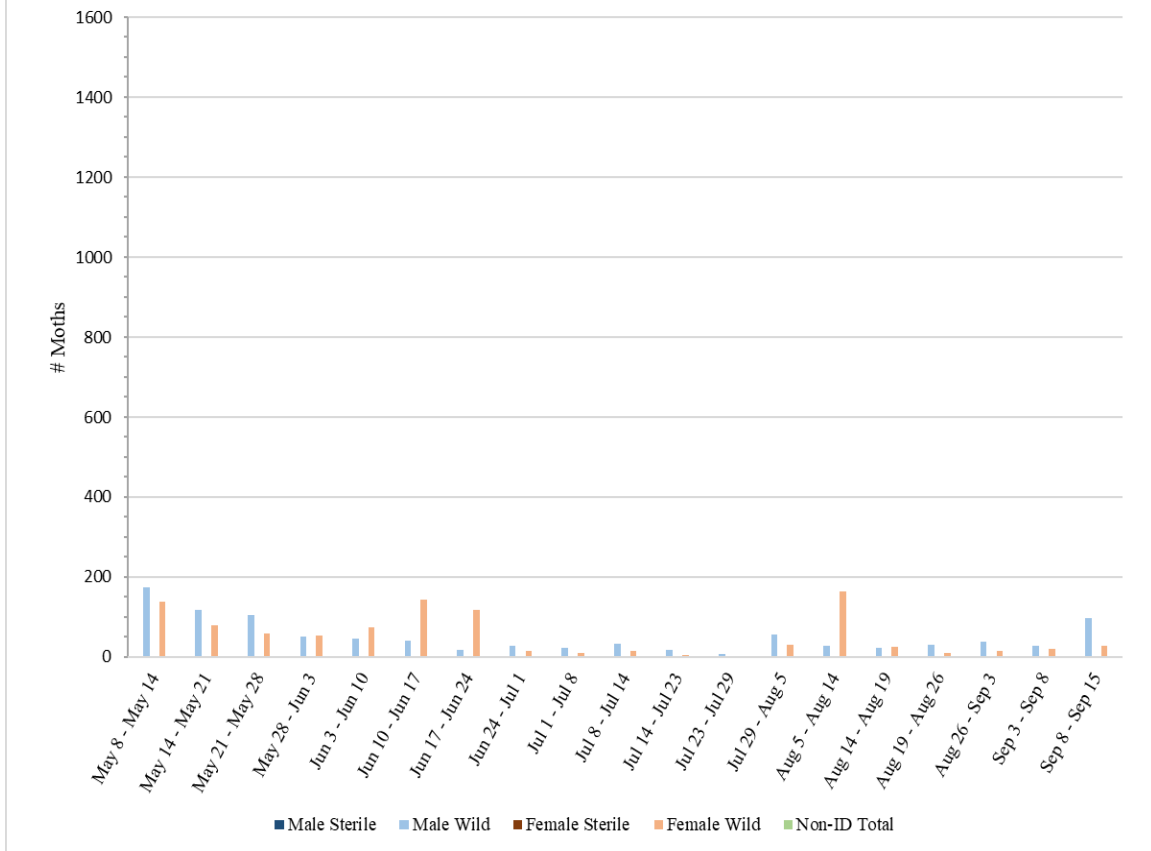


Zone 15 – Almond Orchard

A total of 9 pheromone/PPO lure-baited traps were collected from Zone 15 on Monday, September 15.

Zone 15 - Almond								
Pheromone/PPO Lure Baited Traps								
Dates Traps in Field	# of Releases During Trap Period	Male Sterile	Male Wild	Male Total	Female Sterile	Female Wild	Female Total	Non-ID Total
May 8 – May 14	0	0	174	174	0	138	138	0
May 14 – May 21	0	0	117	117	0	79	79	0
May 21 – May 28	0	0	105	105	0	59	59	0
May 28 – Jun 3	0	0	51	51	0	53	53	0
Jun 3 – Jun 10	0	0	46	46	0	74	74	0
Jun 10 – Jun 17	0	0	42	42	0	144	144	0
Jun 17 – Jun 24	0	0	19	19	0	119	119	0
Jun 24 – Jul 1	0	0	29	29	0	14	14	0
Jul 1 – Jul 8	0	0	24	24	0	9	9	0
Jul 8 – Jul 14	0	0	33	33	0	15	15	0
Jul 14 – Jul 23	0	0	18	18	0	6	6	0
Jul 23 – Jul 29	0	0	7	7	0	2	2	0
Jul 29 – Aug 5	0	0	55	55	0	30	30	0
Aug 5 – Aug 14	0	0	27	27	0	163	163	0
Aug 14 – Aug 19	0	0	24	24	0	25	25	0
Aug 19 – Aug 26	0	0	31	31	0	9	9	0
Aug 26 – Sep 3	0	0	37	37	0	15	15	0
Sep 3 – Sep 8	0	0	27	27	0	20	20	0
Sep 8 – Sep 15	0	0	96	96	0	29	29	0

Zone 15 - Almond Orchard - Pheromone/PPO Baited Traps

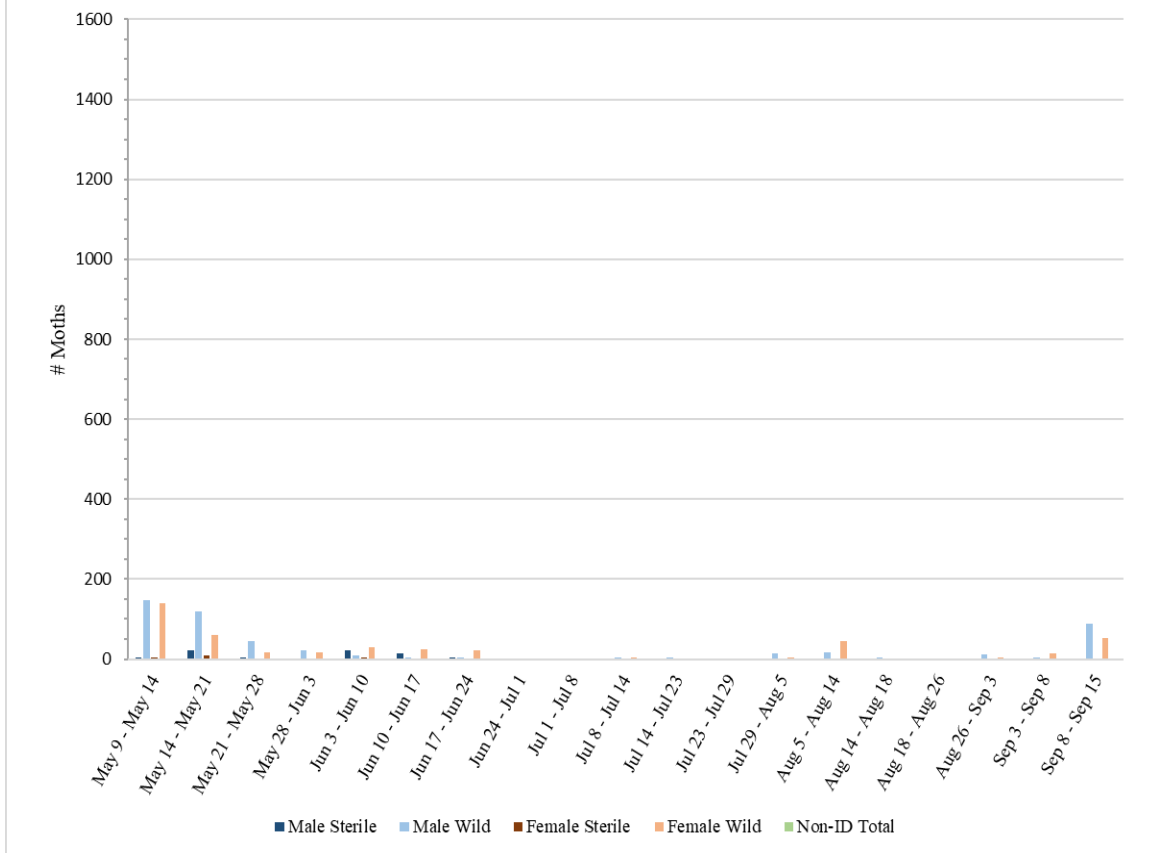


Zone 16 – Almond Orchard

A total of 9 pheromone/PPO lure-baited traps were collected from Zone 16 on Monday, September 15.

Zone 16 - Almond								
Pheromone/PPO Lure Baited Traps								
Dates Traps in Field	# of Releases During Trap Period	Male Sterile	Male Wild	Male Total	Female Sterile	Female Wild	Female Total	Non-ID Total
May 9 – May 14	1	4	146	150	3	140	143	0
May 14 – May 21	2	21	120	141	10	61	71	0
May 21 – May 28	3	3	45	48	2	18	20	0
May 28 – Jun 3	6	1	21	22	0	18	18	0
Jun 3 – Jun 10	7	23	10	33	4	30	34	0
Jun 10 – Jun 17	7	13	4	17	1	25	26	0
Jun 17 – Jun 24	7	4	4	8	2	23	25	0
Jun 24 – Jul 1	7	0	1	1	0	0	0	0
Jul 1 – Jul 8	8	2	1	3	0	0	0	0
Jul 8 – Jul 14	5	2	4	6	0	4	4	0
Jul 14 – Jul 23	9	0	3	3	0	0	0	0
Jul 23 – Jul 29	6	0	0	0	0	1	1	0
Jul 29 – Aug 5	7	1	14	15	0	4	4	0
Aug 5 – Aug 14	8	1	17	18	0	44	44	0
Aug 14 – Aug 18	1	0	4	4	0	1	1	0
Aug 18 – Aug 26	0	0	2	2	0	0	0	0
Aug 26 – Sep 3	0	0	12	12	0	4	4	0
Sep 3 – Sep 8	0	0	3	3	0	13	13	0
Sep 8 – Sep 15	0	0	89	89	0	52	52	0

Zone 16 - Almond Orchard - Pheromone/PPO Baited Traps

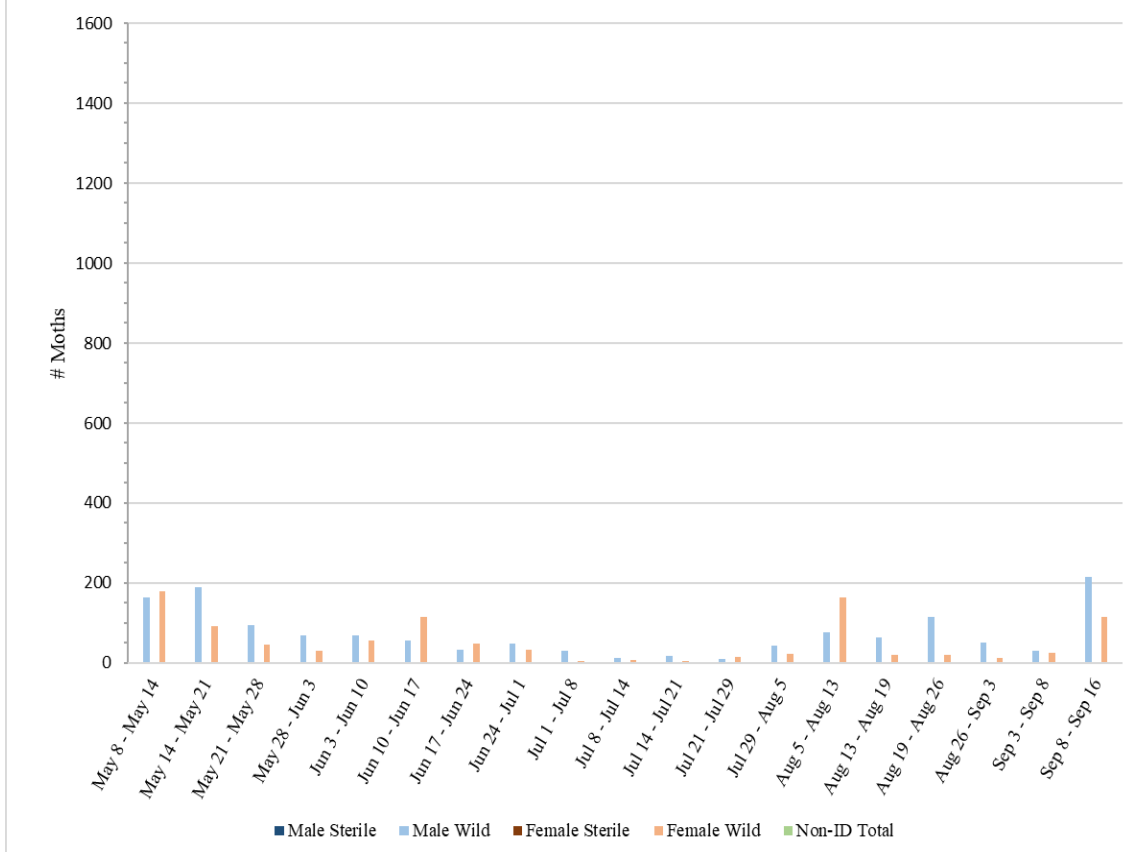


Zone 17 – Almond Orchard

A total of 9 pheromone/PPO lure-baited traps were collected from Zone 17 on Tuesday, September 16.

Zone 17 - Almond								
Pheromone/PPO Lure Baited Traps								
Dates Traps in Field	# of Releases During Trap Period	Male Sterile	Male Wild	Male Total	Female Sterile	Female Wild	Female Total	Non-ID Total
May 8 – May 14	0	0	163	163	0	180	180	3
May 14 – May 21	0	0	189	189	0	91	91	0
May 21 – May 28	0	0	95	95	0	45	45	0
May 28 – Jun 3	0	0	68	68	0	31	31	0
Jun 3 – Jun 10	0	0	69	69	0	56	56	0
Jun 10 – Jun 17	0	0	55	55	0	115	115	0
Jun 17 – Jun 24	0	0	33	33	0	49	49	0
Jun 24 – Jul 1	0	0	48	48	0	32	32	0
Jul 1 – Jul 8	0	0	30	30	0	4	4	0
Jul 8 – Jul 14	0	0	12	12	0	7	7	0
Jul 14 – Jul 21	0	0	18	18	0	5	5	0
Jul 21 – Jul 29	0	0	9	9	0	14	14	0
Jul 29 – Aug 5	0	0	44	44	0	23	23	0
Aug 5 – Aug 13	0	0	76	76	0	165	165	2
Aug 13 – Aug 19	0	0	64	64	0	20	20	0
Aug 19 – Aug 26	0	0	116	116	0	20	20	0
Aug 26 – Sep 3	0	0	52	52	0	13	13	0
Sep 3 – Sep 8	0	0	31	31	0	25	25	0
Sep 8 – Sep 16	0	0	216	216	0	115	115	0

Zone 17 - Almond Orchard - Pheromone/PPO Baited Traps

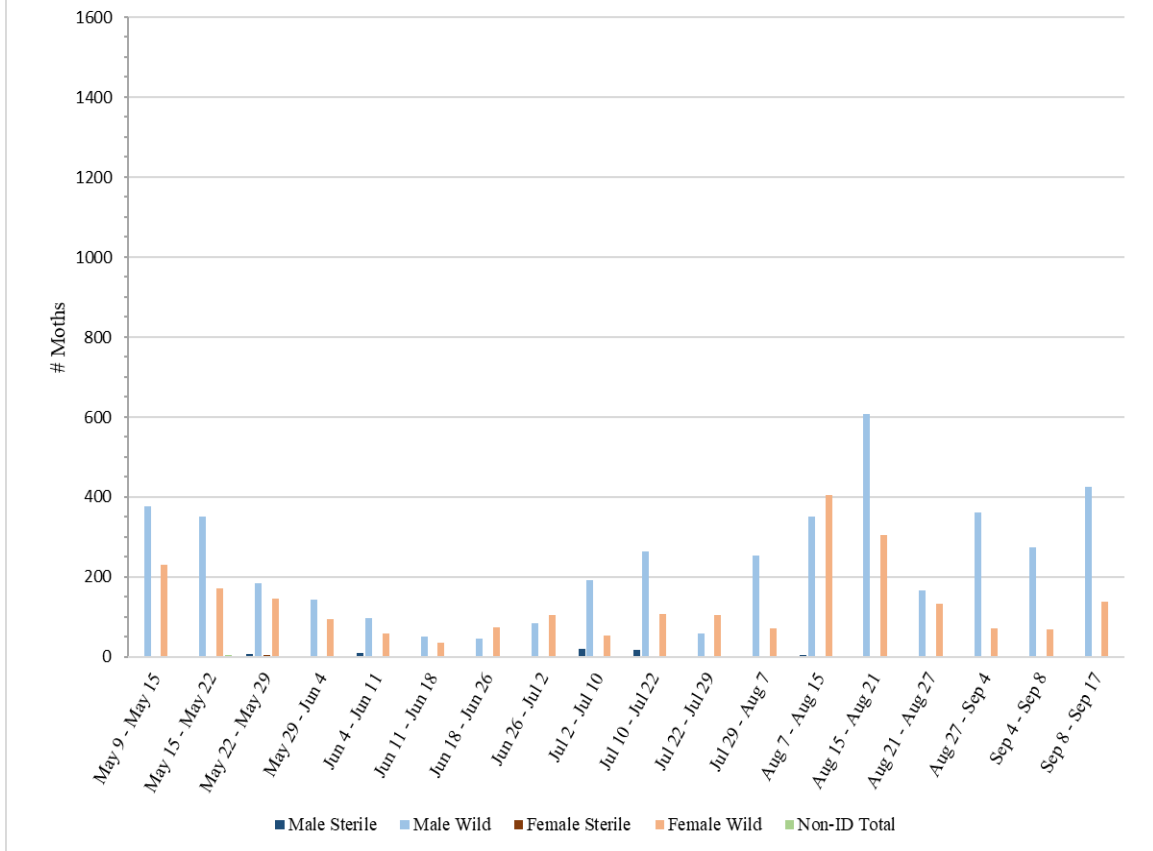


Zone 18 – Almond Orchard

A total of 9 pheromone/PPO lure-baited traps were collected from Zone 18 on Wednesday, September 17.

Zone 18 - Almond								
Pheromone/PPO Lure Baited Traps								
Dates Traps in Field	# of Releases During Trap Period	Male Sterile	Male Wild	Male Total	Female Sterile	Female Wild	Female Total	Non-ID Total
May 9 – May 15	1	0	377	377	0	230	230	0
May 15 – May 22	2	0	351	351	1	172	173	5
May 22 – May 29	4	8	185	193	4	146	150	0
May 29 – Jun 4	6	1	143	144	0	94	94	0
Jun 4 – Jun 11	7	9	96	105	0	58	58	0
Jun 11 – Jun 18	7	0	50	50	0	35	35	0
Jun 18 – Jun 26	8	2	45	47	0	74	74	0
Jun 26 – Jul 2	6	2	84	86	0	104	104	0
Jul 2 – Jul 10	7	21	193	214	0	54	54	0
¹ Jul 10 – Jul 22	10	18	263	281	0	107	107	0
Jul 22 – Jul 29	7	0	59	59	0	106	106	0
Jul 29 – Aug 7	9	3	254	257	0	72	72	0
Aug 7 – Aug 15	6	5	352	357	0	405	405	2
Aug 15 – Aug 21	0	0	608	608	0	306	306	0
Aug 21 – Aug 27	0	0	166	166	0	133	133	0
Aug 27 – Sep 4	0	0	361	361	0	71	71	0
Sep 4 – Sep 8	0	0	274	274	0	70	70	0
Sep 8 – Sep 17	0	0	426	426	0	138	138	0
¹ No traps were serviced in Zone 18 during the week of July 18 due to pesticide applications on site								

Zone 18 - Almond Orchard - Pheromone/PPO Baited Traps

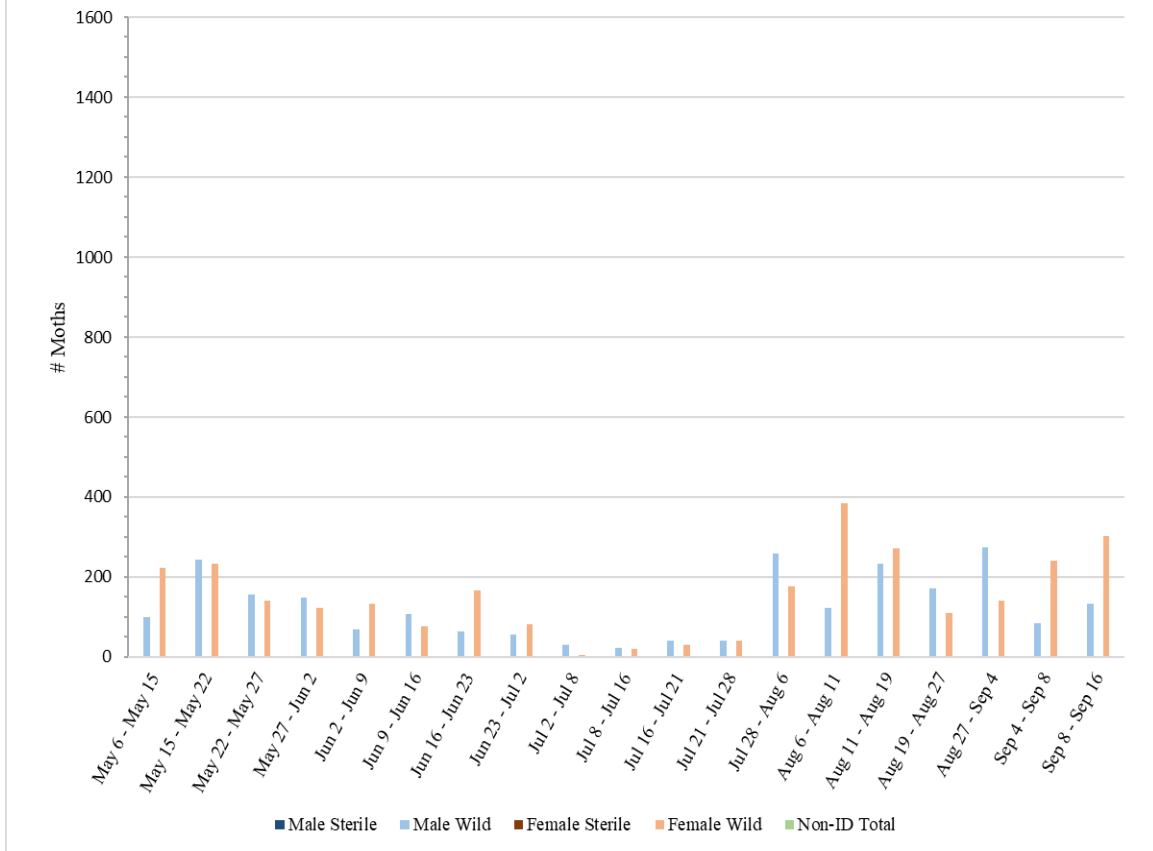


Zone 19 – Almond Orchard

A total of 9 pheromone/PPO lure-baited traps were collected from Zone 19 on Tuesday, September 16.

Zone 19 - Almond								
Pheromone/PPO Lure Baited Traps								
Dates Traps in Field	# of Releases During Trap Period	Male Sterile	Male Wild	Male Total	Female Sterile	Female Wild	Female Total	Non-ID Total
May 6 – May 15	1	1	100	101	1	223	224	0
May 15 – May 22	2	2	243	245	2	232	234	3
May 22 – May 27	2	3	157	160	2	140	142	0
May 27 – Jun 2	5	0	148	148	0	124	124	0
Jun 2 – Jun 9	7	0	68	68	0	132	132	0
Jun 9 – Jun 16	7	3	107	110	1	78	79	0
Jun 16 – Jun 23	7	1	63	64	0	166	166	0
Jun 23 – Jul 2	9	0	57	57	0	83	83	0
Jul 2 – Jul 8	6	0	30	30	0	4	4	0
Jul 8 – Jul 16	7	0	22	22	0	21	21	0
Jul 16 – Jul 21	5	0	42	42	0	30	30	0
Jul 21 – Jul 28	7	0	41	41	0	40	40	0
Jul 28 – Aug 6	9	0	260	260	0	176	176	0
Aug 6 – Aug 11	2	0	124	124	0	384	384	0
Aug 11 – Aug 19	4	0	234	234	1	271	272	0
Aug 19 – Aug 27	0	0	172	172	0	110	110	0
Aug 27 – Sep 4	0	0	273	273	0	142	142	0
Sep 4 – Sep 8	0	0	84	84	0	241	241	0
Sep 8 – Sep 16	0	0	133	133	0	303	303	0

Zone 19 - Almond Orchard - Pheromone/PPO Baited Traps

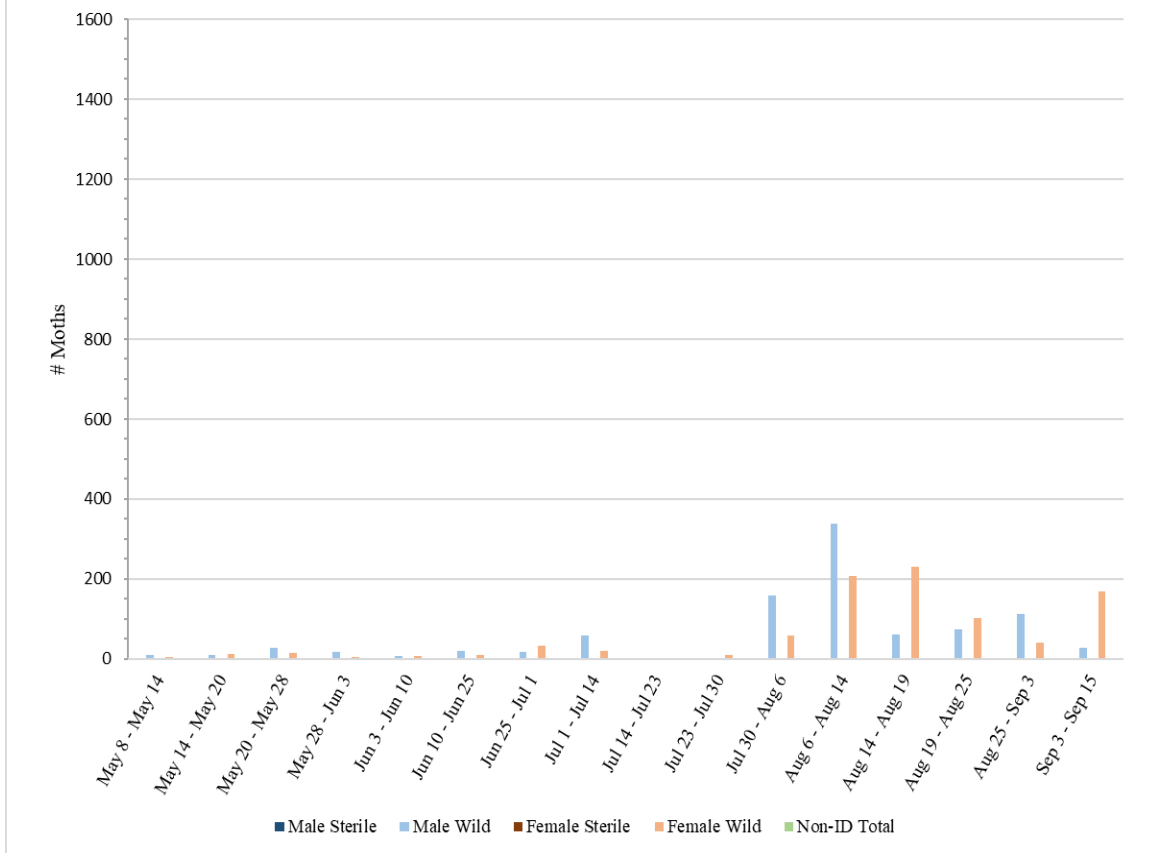


Zone 20 – Almond Orchard

A total of 9 pheromone/PPO lure-baited traps were collected from Zone 20 on Monday, September 15.

Zone 20 - Almond								
Pheromone/PPO Lure Baited Traps								
Dates Traps in Field	# of Releases During Trap Period	Male Sterile	Male Wild	Male Total	Female Sterile	Female Wild	Female Total	Non-ID Total
May 8 – May 14	0	0	10	10	0	5	5	0
May 14 – May 20	0	0	9	9	0	12	12	0
May 20 – May 28	0	0	27	27	0	16	16	0
May 28 – Jun 3	0	0	17	17	0	6	6	0
Jun 3 – Jun 10	0	0	7	7	0	8	8	0
¹ Jun 10 – Jun 25	0	0	21	21	0	9	9	0
Jun 25 – Jul 1	0	0	17	17	0	34	34	0
² Jul 1 – Jul 14	0	0	60	60	0	21	21	1
Jul 14 – Jul 23	0	0	1	1	0	0	0	0
Jul 3 – Jul 30	0	0	0	0	0	11	11	0
Jul 30 – Aug 6	0	0	159	159	0	59	59	0
Aug 6 – Aug 14	0	0	338	338	0	207	207	0
Aug 14 – Aug 19	0	0	61	61	0	230	230	0
Aug 19 – Aug 25	0	0	74	74	0	103	103	0
Aug 25 – Sep 3	0	0	112	112	0	40	40	0
³ Sep 3 – Sep 15	0	0	28	28	0	170	170	0
¹ No traps were serviced in Zone 20 during the week of June 20 due to pesticide applications on site								
² No traps were serviced in Zone 20 during the week of July 11 due to pesticide applications on site								
³ No traps were serviced in Zone 20 during the week of September 12 due to harvest equipment on site								

Zone 20 - Almond Orchard - Pheromone/PPO Baited Traps

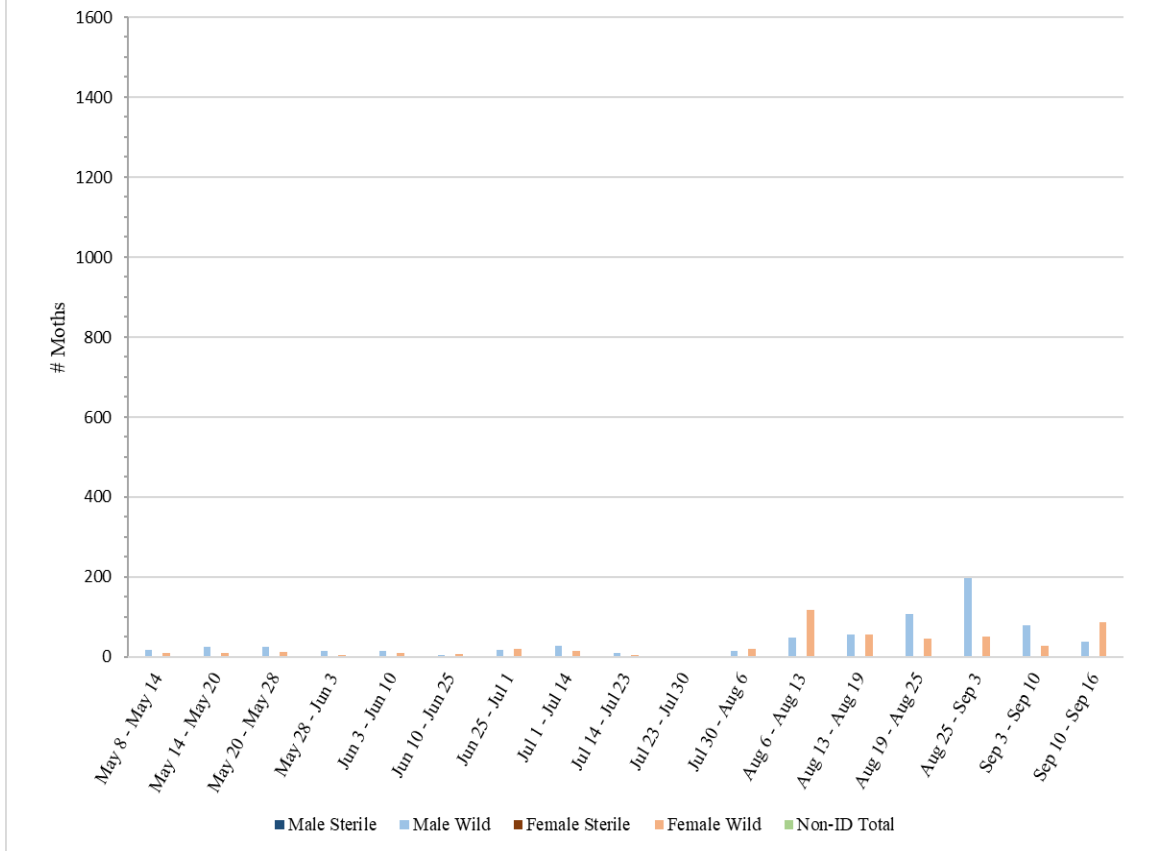


Zone 21 – Almond Orchard

A total of 9 pheromone/PPO lure-baited traps were collected from Zone 21 on Tuesday, September 16.

Zone 21 - Almond								
Pheromone/PPO Lure Baited Traps								
Dates Traps in Field	# of Releases During Trap Period	Male Sterile	Male Wild	Male Total	Female Sterile	Female Wild	Female Total	Non-ID Total
May 8 – May 14	1	0	18	18	1	11	12	0
May 14 – May 20	2	0	26	26	0	10	10	1
May 20 – May 28	3	0	26	26	0	13	13	0
May 28 – Jun 3	6	0	14	14	0	6	6	0
Jun 3 – Jun 10	7	1	14	15	0	10	10	1
¹ Jun 10 – Jun 25	14	0	6	6	1	8	9	0
Jun 25 – Jul 1	6	1	17	18	0	20	20	0
² Jul 1 – Jul 14	12	0	28	28	1	14	15	0
Jul 14 – Jul 23	7	0	10	10	0	4	4	0
Jul 23 – Jul 30	7	0	1	1	0	3	3	0
Jul 30 – Aug 6	7	0	16	16	0	20	20	0
Aug 6 – Aug 13	5	0	49	49	0	118	118	0
Aug 13 – Aug 19	2	0	55	55	0	56	56	0
Aug 19 – Aug 25	0	0	108	108	0	47	47	0
Aug 25 – Sep 3	0	0	196	196	0	51	51	0
Sep 3 – Sep 10	0	0	79	79	0	28	28	0
Sep 10 – Sep 16	0	0	38	38	0	86	86	0
¹ No traps were serviced in Zone 21 during the week of June 20 due to pesticide applications on site								
² No traps were serviced in Zone 21 during the week of July 11 due to pesticide applications on site								

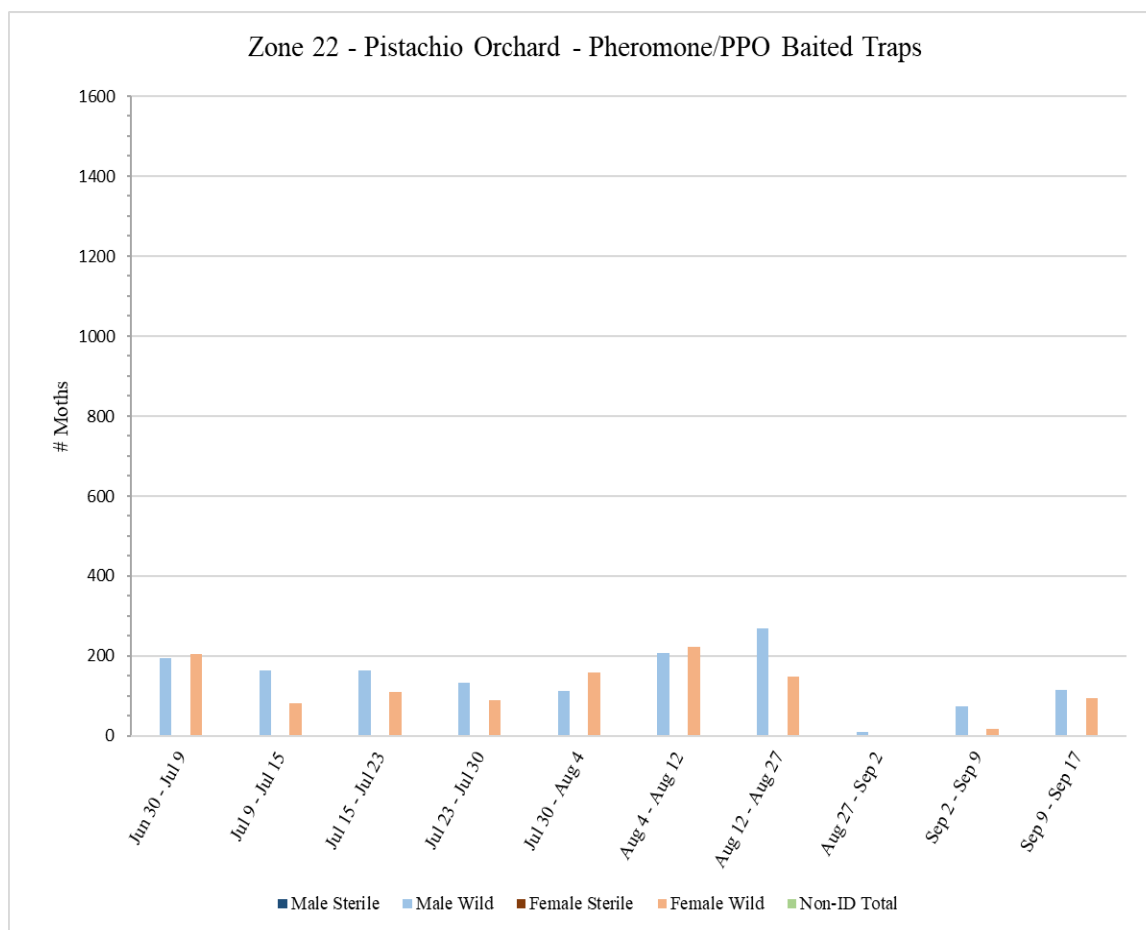
Zone 21 - Almond Orchard - Pheromone/PPO Baited Traps



Zone 22 – Pistachio Orchard

A total of 9 pheromone/PPO lure-baited traps were collected from Zone 22 on Wednesday, September 17.

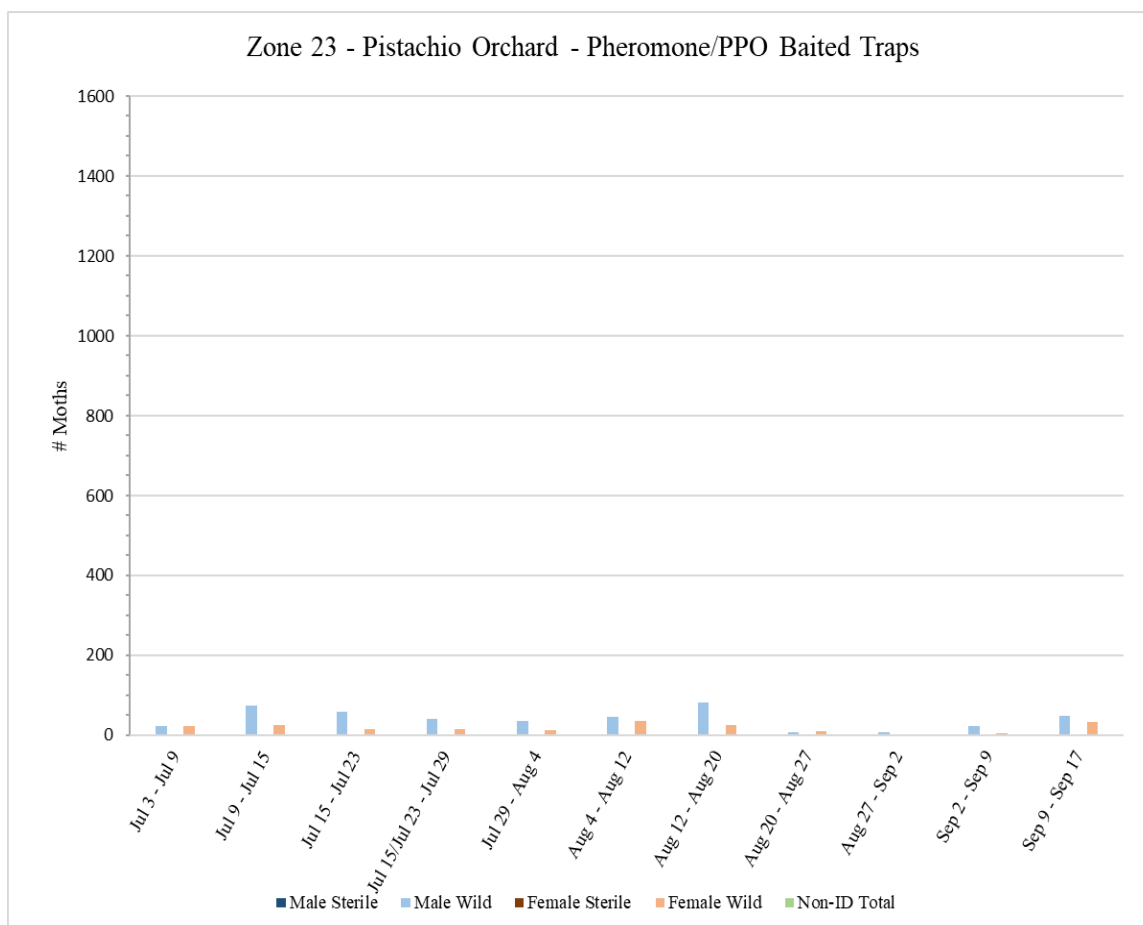
Zone 22 - Pistachio								
Pheromone/PPO Lure Baited Traps								
Dates Traps in Field	# of Releases During Trap Period	Male Sterile	Male Wild	Male Total	Female Sterile	Female Wild	Female Total	Non-ID Total
Jun 30 – Jul 9	0	0	195	195	0	204	204	0
Jul 9 – Jul 15	0	0	164	164	0	83	83	0
Jul 15 – Jul 23	0	0	165	165	0	109	109	0
Jul 23 – Jul 30	0	0	132	132	0	90	90	0
Jul 30 – Aug 4	0	0	112	112	0	160	160	0
Aug 4 – Aug 12	0	0	207	207	0	222	222	0
¹ Aug 12 – Aug 27	11	0	268	268	0	148	148	0
Aug 27 – Sep 2	6	0	10	10	0	2	2	0
Sep 2 – Sep 9	7	3	73	76	3	19	22	0
Sep 9 – Sep 17	8	0	116	116	0	94	94	0
¹ No traps were serviced in Zone 22 during the week of August 22 due to pesticide applications on site								



Zone 23 – Pistachio Orchard

A total of 9 pheromone/PPO lure-baited traps were collected from Zone 23 on Wednesday, September 17.

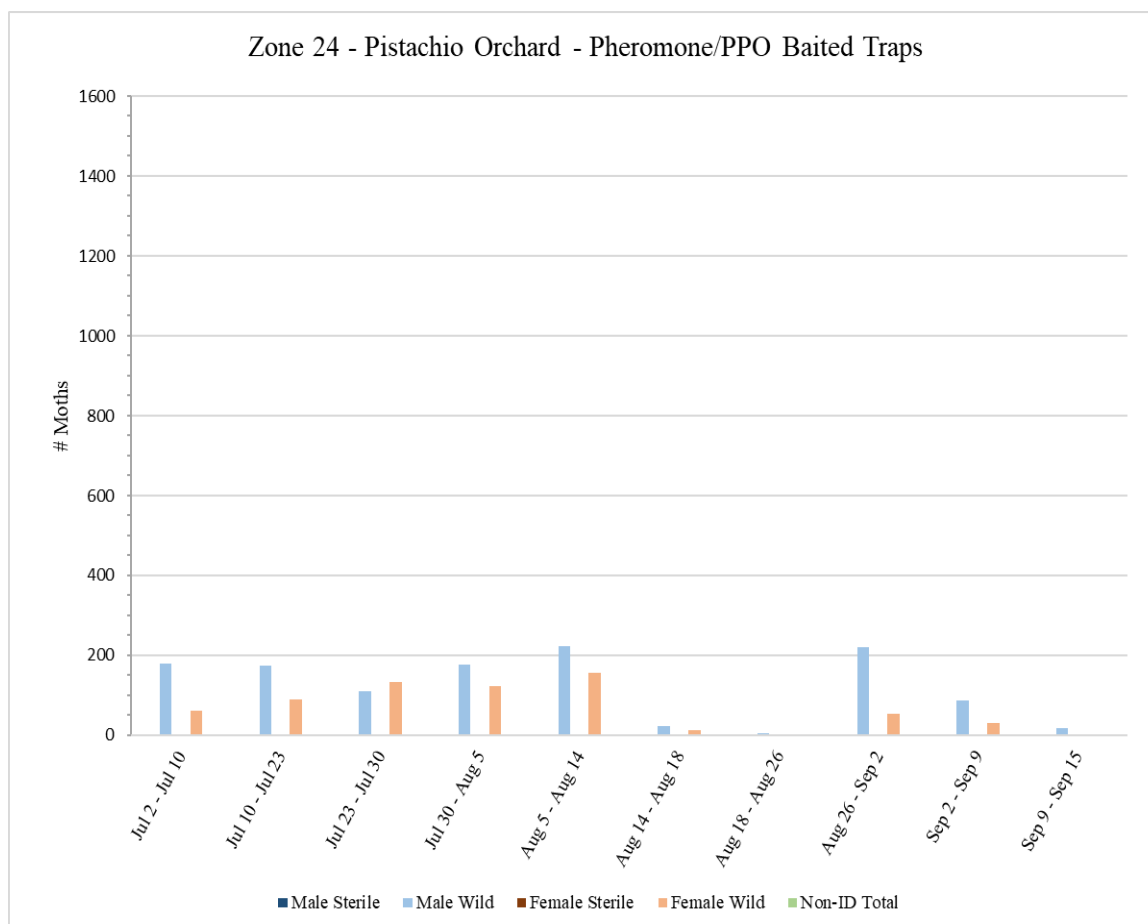
Zone 23 - Pistachio								
Pheromone/PPO Lure Baited Traps								
Dates Traps in Field	# of Releases During Trap Period	Male Sterile	Male Wild	Male Total	Female Sterile	Female Wild	Female Total	Non-ID Total
Jul 3 – Jul 9	0	0	22	22	0	22	22	0
Jul 9 – Jul 15	0	0	74	74	0	25	25	0
¹ Jul 15 – Jul 23	0	0	59	59	0	15	15	0
Jul 15/Jul 23 – Jul 29	0	0	40	40	0	15	15	0
Jul 29 – Aug 4	0	0	36	36	0	12	12	0
Aug 4 – Aug 12	0	0	47	47	0	35	35	0
Aug 12 – Aug 20	0	0	81	81	0	26	26	0
Aug 20 – Aug 27	0	0	7	7	0	9	9	0
Aug 27 – Sep 2	0	0	7	7	0	1	1	0
Sep 2 – Sep 9	0	0	22	22	0	5	5	0
Sep 9 – Sep 17	0	0	48	48	0	33	33	0
¹ Trap 4 not serviced in Zone 23 during the week of July 25 due to pesticide applications on site								



Zone 24 – Pistachio Orchard

A total of 9 pheromone/PPO lure-baited traps were collected from Zone 24 on Monday, September 15.

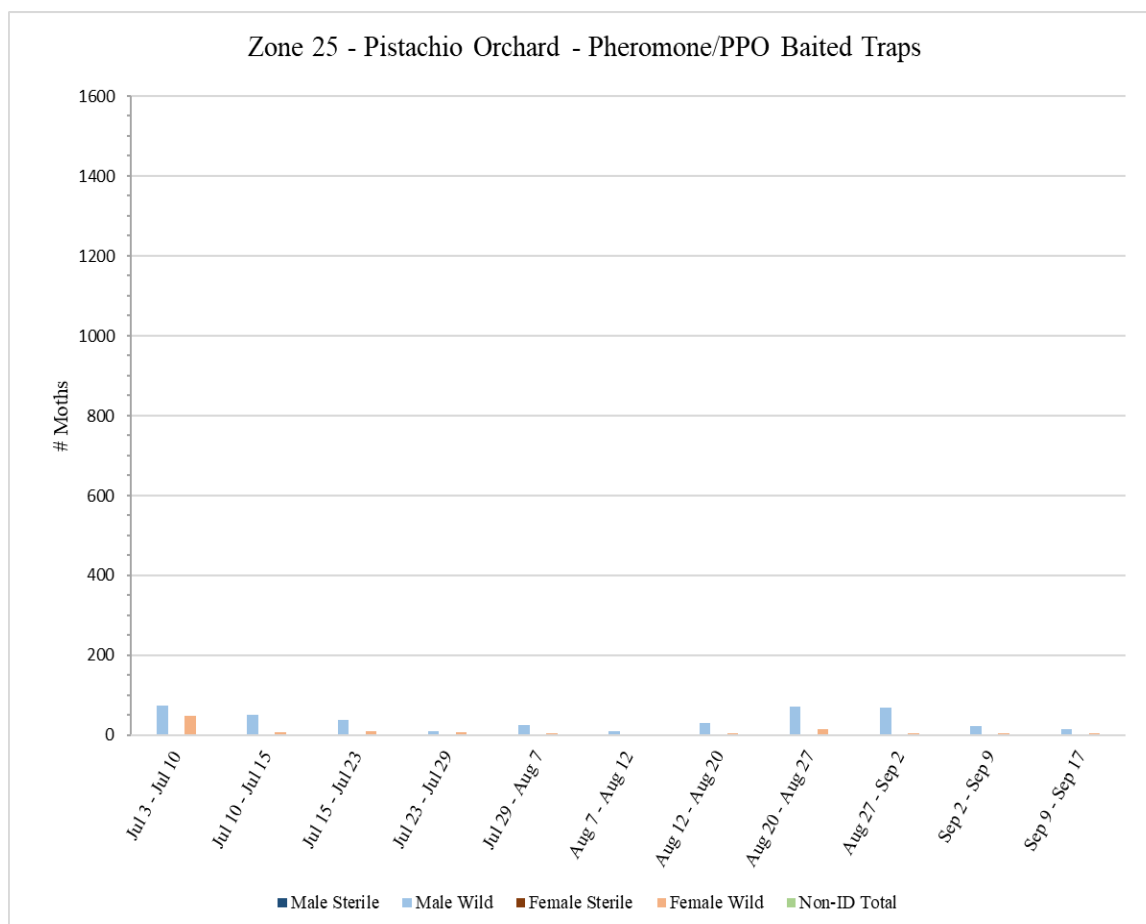
Zone 24 - Pistachio								
Pheromone/PPO Lure Baited Traps								
Dates Traps in Field	# of Releases During Trap Period	Male Sterile	Male Wild	Male Total	Female Sterile	Female Wild	Female Total	Non-ID Total
Jul 2 – Jul 10	0	0	179	179	0	62	62	0
¹ Jul 10 – Jul 23	0	0	175	175	0	90	90	0
Jul 23 – Jul 30	0	0	111	111	0	134	134	0
Jul 30 – Aug 5	0	0	176	176	0	122	122	0
Aug 5 – Aug 14	0	0	222	222	0	156	156	0
Aug 14 – Aug 18	0	0	23	23	0	13	13	0
Aug 18 – Aug 26	0	0	5	5	0	3	3	0
Aug 26 – Sep 2	0	0	221	221	0	53	53	0
Sep 2 – Sep 9	0	0	88	88	0	31	31	0
Sep 9 – Sep 15	0	0	18	18	0	3	3	0
¹ No traps were serviced in Zone 24 during the week of July 18 due to pesticide applications on site								



Zone 25 – Pistachio Orchard

A total of **8** pheromone/PPO lure-baited traps were collected from Zone 25 on Wednesday, September 17. Trap number 7 was missing.

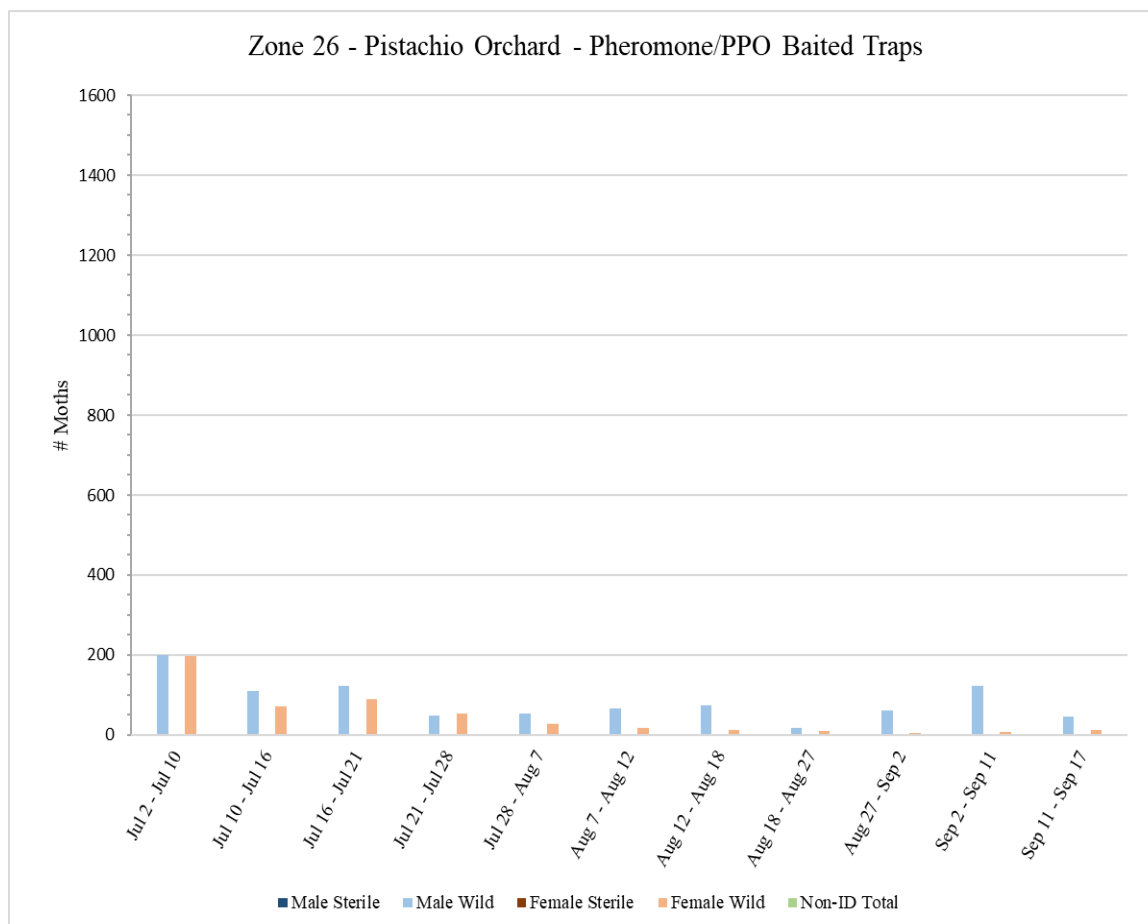
Zone 25 - Pistachio								
Pheromone/PPO Lure Baited Traps								
Dates Traps in Field	# of Releases During Trap Period	Male Sterile	Male Wild	Male Total	Female Sterile	Female Wild	Female Total	Non-ID Total
Jul 3 – Jul 10	0	0	74	74	0	49	49	0
Jul 10 – Jul 15	0	0	51	51	0	8	8	0
Jul 15 – Jul 23	0	0	39	39	0	9	9	0
Jul 23 – Jul 29	0	0	10	10	0	8	8	0
Jul 29 – Aug 7	0	0	25	25	0	4	4	0
Aug 7 – Aug 12	0	0	11	11	0	1	1	0
Aug 12 – Aug 20	0	0	30	30	0	4	4	0
¹ Aug 20 – Aug 27	0	0	71	71	0	15	15	0
Aug 27 – Sep 2	0	0	68	68	0	4	4	0
Sep 2 – Sep 9	0	0	22	22	0	4	4	0
Sep 9 – Sep 17	0	0	14	14	0	4	4	0
¹ Trap 7 not serviced in Zone 25 during the week of August 29 due to harvest equipment on site								



Zone 26 – Pistachio Orchard

A total of 9 pheromone/PPO lure-baited traps were collected from Zone 26 on Wednesday, September 17.

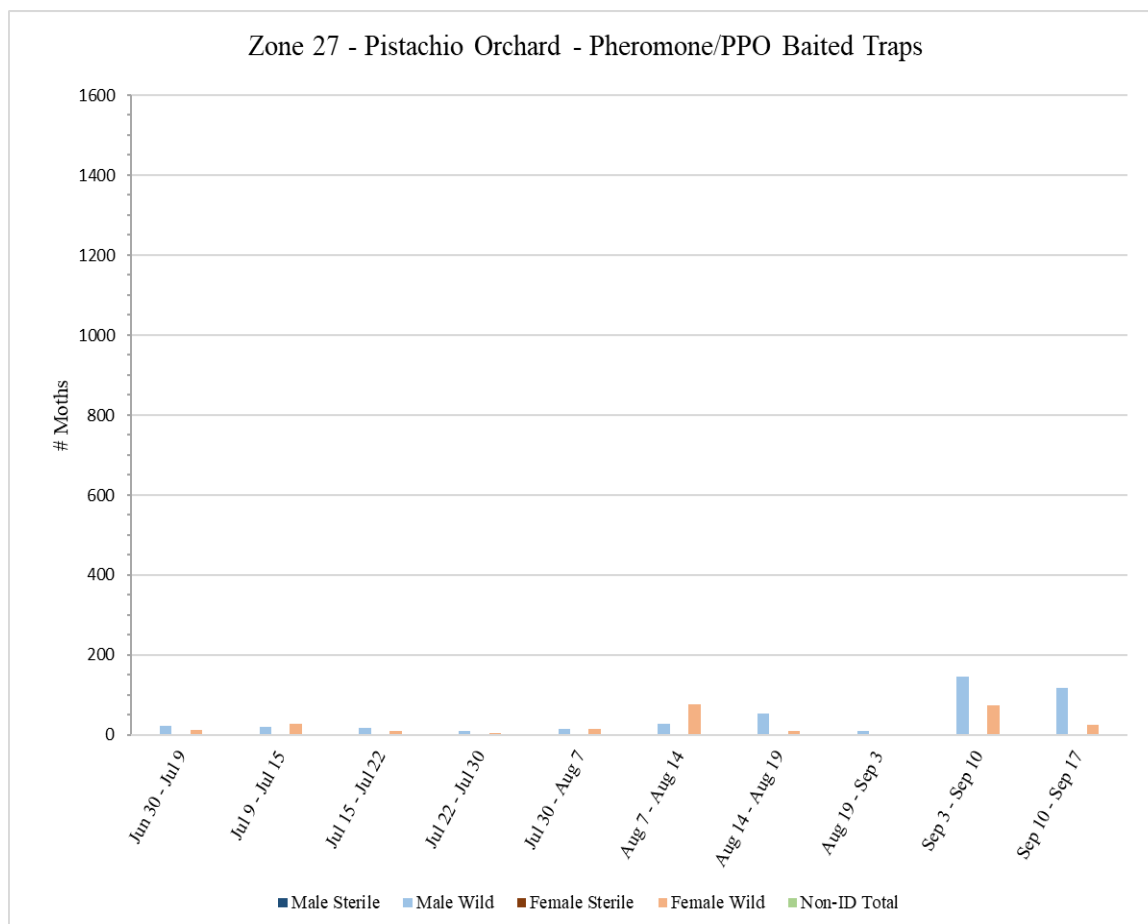
Zone 26 - Pistachio								
Pheromone/PPO Lure Baited Traps								
Dates Traps in Field	# of Releases During Trap Period	Male Sterile	Male Wild	Male Total	Female Sterile	Female Wild	Female Total	Non-ID Total
Jul 2 – Jul 10	0	0	199	199	0	197	197	0
Jul 10 – Jul 16	0	0	109	109	0	71	71	0
Jul 16 – Jul 21	0	0	122	122	0	90	90	0
Jul 21 – Jul 28	0	0	49	49	0	53	53	0
Jul 28 – Aug 7	0	0	54	54	0	28	28	1
Aug 7 – Aug 12	0	0	66	66	0	17	17	0
Aug 12 – Aug 18	3	0	75	75	0	13	13	0
Aug 18 – Aug 27	9	1	17	18	0	10	10	0
Aug 27 – Sep 2	6	1	61	62	0	4	4	0
Sep 2 – Sep 11	8	1	122	123	0	8	8	0
Sep 11 – Sep 17	6	0	47	47	0	13	13	0



Zone 27 – Pistachio Orchard

A total of 9 pheromone/PPO lure-baited traps were collected from Zone 27 on Wednesday, September 17.

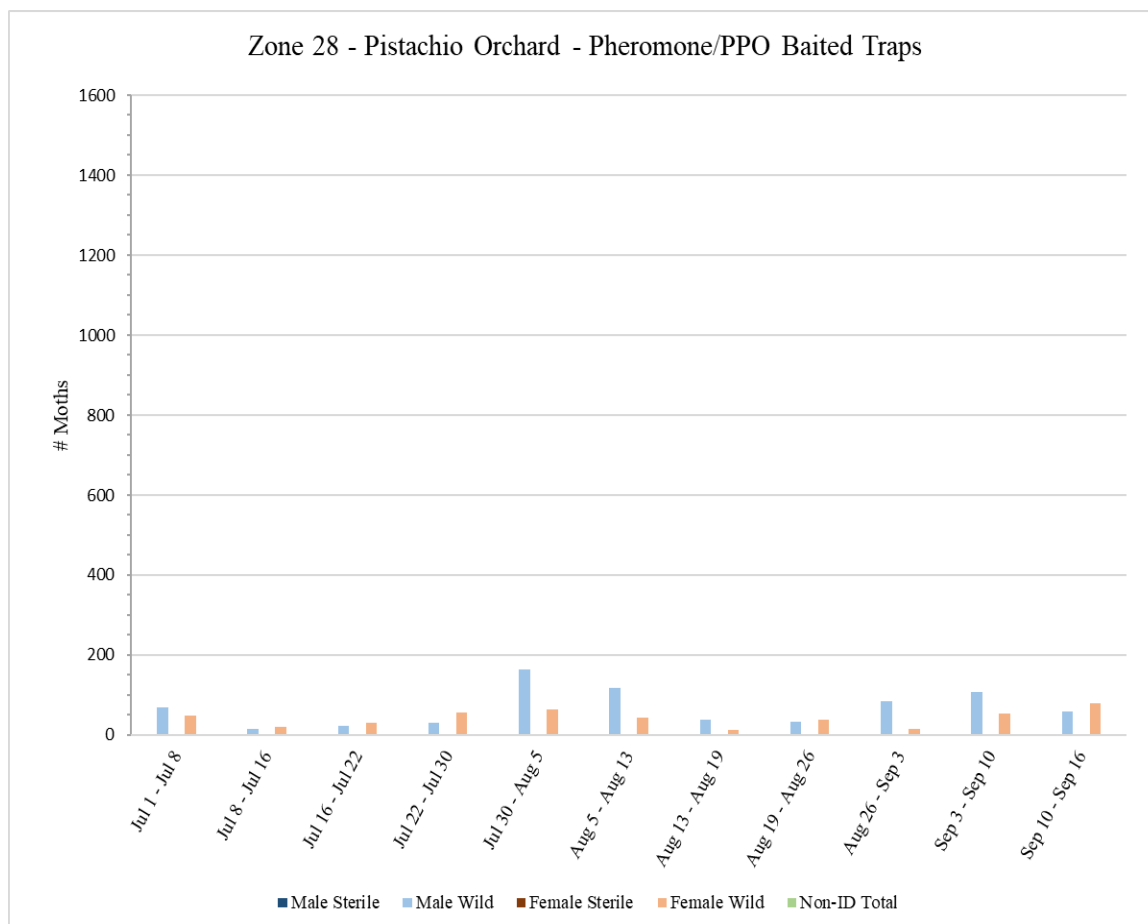
Zone 27 - Pistachio								
Pheromone/PPO Lure Baited Traps								
Dates Traps in Field	# of Releases During Trap Period	Male Sterile	Male Wild	Male Total	Female Sterile	Female Wild	Female Total	Non-ID Total
Jun 30 – Jul 9	0	0	22	22	0	13	13	0
Jul 9 – Jul 15	0	0	21	21	0	27	27	1
Jul 15 – Jul 22	0	0	17	17	0	11	11	0
Jul 22 – Jul 30	0	0	9	9	0	5	5	0
Jul 30 – Aug 7	0	0	16	16	0	14	14	0
Aug 7 – Aug 14	0	0	28	28	0	77	77	0
Aug 14 – Aug 19	4	0	53	53	0	9	9	0
¹ Aug 19 – Sep 3	14	0	10	10	0	3	3	0
Sep 3 – Sep 10	6	0	145	145	0	75	75	0
Sep 10 – Sep 17	7	1	118	119	0	25	25	0
¹ No traps were serviced in Zone 27 during the week of August 29 due to pesticide applications on site								



Zone 28 – Pistachio Orchard

A total of 9 pheromone/PPO lure-baited traps were collected from Zone 28 on Tuesday, September 16.

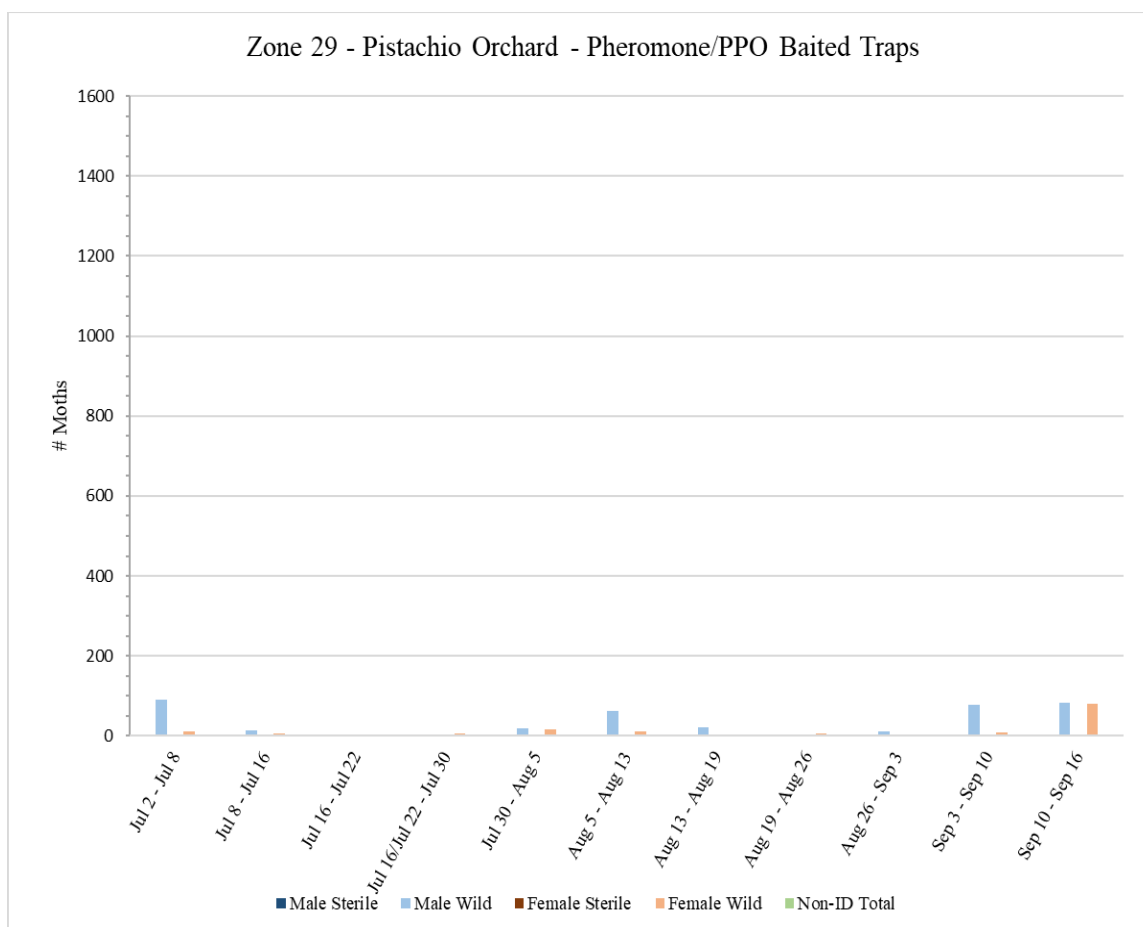
Zone 28 - Pistachio								
Pheromone/PPO Lure Baited Traps								
Dates Traps in Field	# of Releases During Trap Period	Male Sterile	Male Wild	Male Total	Female Sterile	Female Wild	Female Total	Non-ID Total
Jul 1 – Jul 8	0	0	70	70	0	49	49	0
Jul 8 – Jul 16	0	0	14	14	0	20	20	0
Jul 16 – Jul 22	0	0	23	23	0	31	31	0
Jul 22 – Jul 30	0	0	31	31	0	57	57	0
Jul 30 – Aug 5	0	0	164	164	0	64	64	0
Aug 5 – Aug 13	0	0	119	119	0	43	43	0
Aug 13 – Aug 19	4	0	38	38	0	12	12	0
Aug 19 – Aug 26	7	0	32	32	0	39	39	0
Aug 26 – Sep 3	8	0	85	85	0	15	15	0
Sep 3 – Sep 10	6	0	107	107	0	53	53	0
Sep 10 – Sep 16	6	0	58	58	0	79	79	0



Zone 29 – Pistachio Orchard

A total of 9 pheromone/PPO lure-baited traps were collected from Zone 29 on Tuesday, September 16.

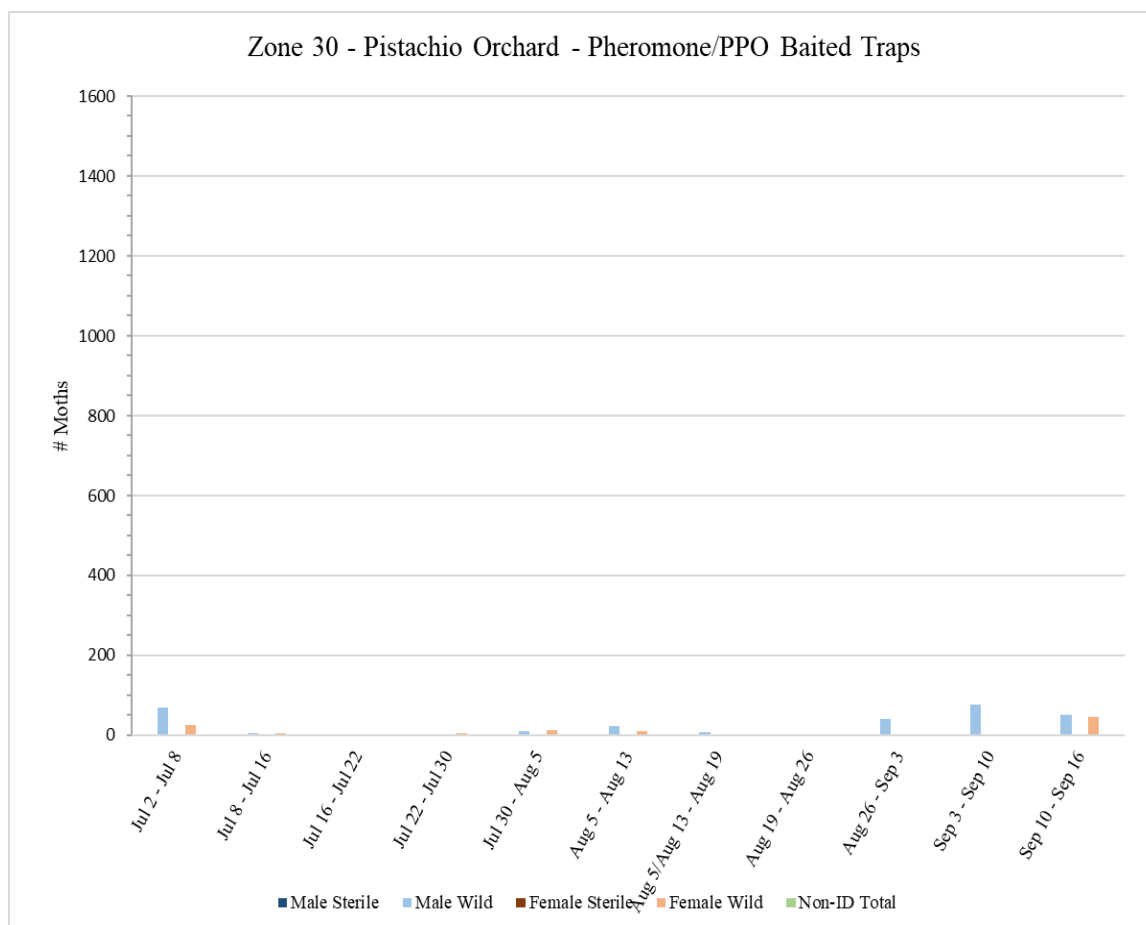
Zone 29 - Pistachio								
Pheromone/PPO Lure Baited Traps								
Dates Traps in Field	# of Releases During Trap Period	Male Sterile	Male Wild	Male Total	Female Sterile	Female Wild	Female Total	Non-ID Total
Jul 2 – Jul 8	0	0	90	90	0	11	11	0
Jul 8 – Jul 16	0	0	13	13	0	7	7	0
¹ Jul 16 – Jul 22	0	0	0	0	0	1	1	0
Jul 16/Jul 22 – Jul 30	0	0	2	2	0	7	7	0
Jul 30 – Aug 5	0	0	18	18	0	17	17	0
Aug 5 – Aug 13	0	0	63	63	0	10	10	0
² Aug 13 – Aug 19	4	1	21	22	0	1	1	0
Aug 19 – Aug 26	7	0	2	2	0	5	5	0
Aug 26 – Sep 3	8	1	12	13	1	2	3	0
Sep 3 – Sep 10	6	0	78	78	0	8	8	0
Sep 10 – Sep 16	6	1	82	83	0	81	81	0
¹ Only traps 5 – 8 serviced in Zone 29 during the week of July 25 due to pesticide applications on site								
² All trap sites in Zone 29 were relocated to an adjacent 160-acre block during the week of August 22 for the purpose of safer aerial release conditions								



Zone 30 – Pistachio Orchard

A total of 9 pheromone/PPO lure-baited traps were collected from Zone 30 on Tuesday, September 16.

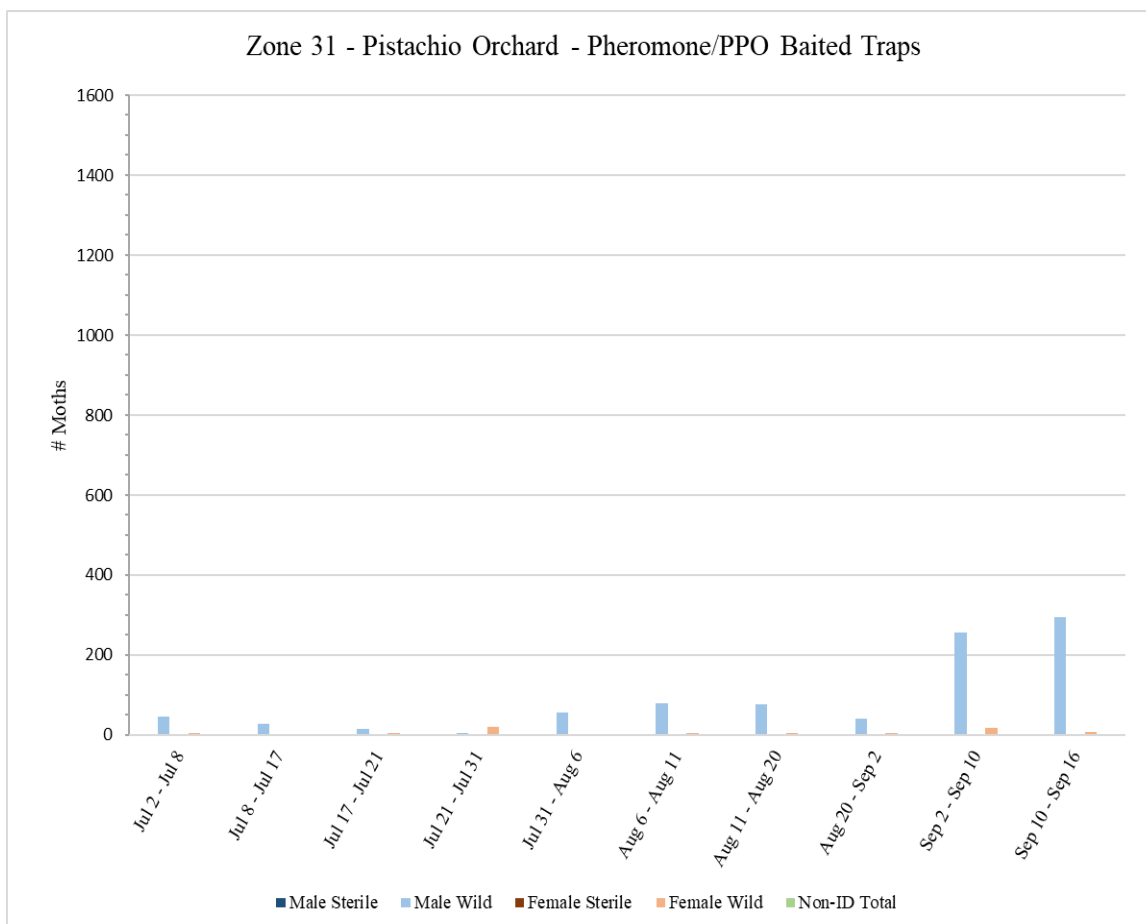
Zone 30 - Pistachio								
Pheromone/PPO Lure Baited Traps								
Dates Traps in Field	# of Releases During Trap Period	Male Sterile	Male Wild	Male Total	Female Sterile	Female Wild	Female Total	Non-ID Total
Jul 2 – Jul 8	0	0	70	70	0	26	26	0
Jul 8 – Jul 16	0	0	5	5	0	6	6	0
Jul 16 – Jul 22	0	0	3	3	0	2	2	0
Jul 22 – Jul 30	0	0	3	3	0	4	4	0
Jul 30 – Aug 5	0	0	11	11	0	12	12	0
¹ Aug 5 – Aug 13	0	0	22	22	0	9	9	0
Aug 5/Aug 13 – Aug 19	0	0	7	7	0	0	0	0
Aug 19 – Aug 26	0	0	1	1	0	1	1	0
Aug 26 – Sep 3	0	0	40	40	0	1	1	0
Sep 3 – Sep 10	0	0	77	77	0	0	0	0
Sep 10 – Sep 16	0	0	50	50	0	45	45	0
¹ Trap sites 5 and 6 not serviced in Zone 30 during the week of August 15 due to pesticide applications on site								



Zone 31 – Pistachio Orchard

A total of 9 pheromone/PPO lure-baited traps were collected from Zone 31 on Tuesday, September 16.

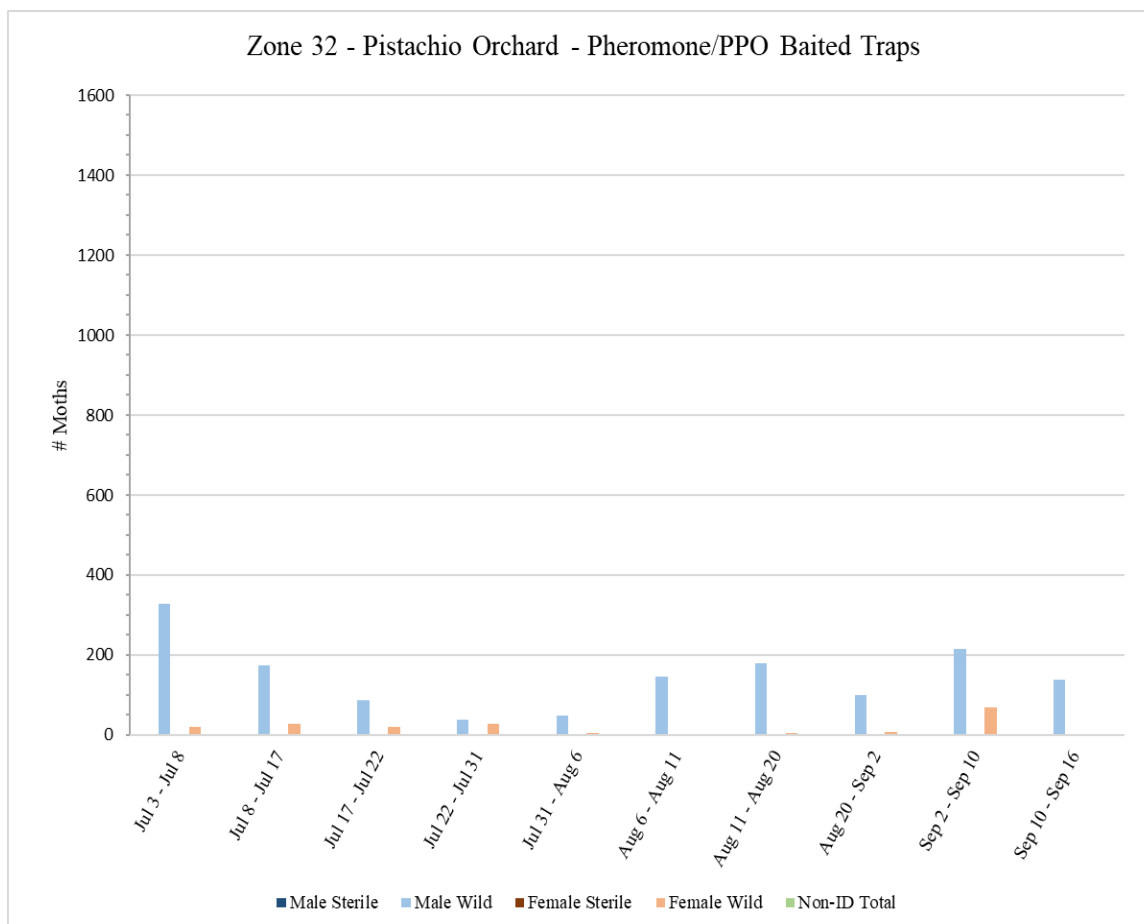
Zone 31 - Pistachio								
Pheromone/PPO Lure Baited Traps								
Dates Traps in Field	# of Releases During Trap Period	Male Sterile	Male Wild	Male Total	Female Sterile	Female Wild	Female Total	Non-ID Total
Jul 2 – Jul 8	0	0	47	47	0	6	6	0
Jul 8 – Jul 17	0	0	29	29	0	2	2	0
Jul 17 – Jul 21	0	0	15	15	0	4	4	0
Jul 21 – Jul 31	0	0	6	6	0	20	20	0
Jul 31 – Aug 6	0	0	56	56	0	3	3	0
Aug 6 – Aug 11	0	0	79	79	0	5	5	0
Aug 11 – Aug 20	0	0	77	77	0	5	5	0
¹ Aug 20 – Sep 2	0	0	40	40	0	5	5	0
Sep 2 – Sep 10	0	0	255	255	0	19	19	0
Sep 10 – Sep 16	0	0	296	296	0	7	7	0
¹ No traps were serviced in Zone 31 during the week of August 29 due to pesticide applications on site								



Zone 32 – Pistachio Orchard

A total of 9 pheromone/PPO lure-baited traps were collected from Zone 32 on Tuesday, September 16.

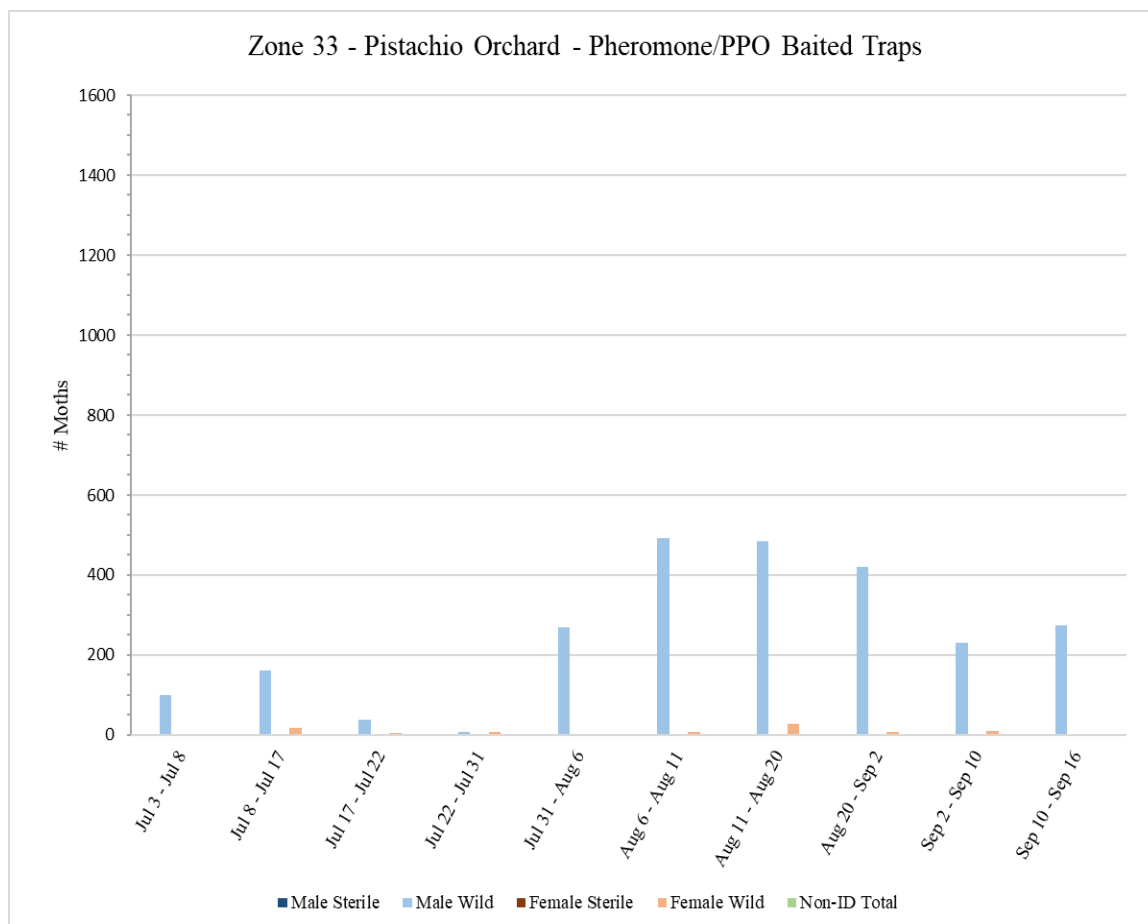
Zone 32 - Pistachio								
Pheromone/PPO Lure Baited Traps								
Dates Traps in Field	# of Releases During Trap Period	Male Sterile	Male Wild	Male Total	Female Sterile	Female Wild	Female Total	Non-ID Total
Jul 3 – Jul 8	0	0	327	327	0	20	20	0
Jul 8 – Jul 17	0	0	173	173	0	27	27	0
Jul 17 – Jul 22	0	0	86	86	0	21	21	0
Jul 22 – Jul 31	0	0	37	37	0	29	29	0
Jul 31 – Aug 6	0	0	49	49	0	5	5	0
Aug 6 – Aug 11	0	0	145	145	0	2	2	0
Aug 11 – Aug 20	5	0	180	180	0	6	6	0
¹ Aug 20 – Sep 2	12	0	101	101	0	8	8	0
Sep 2 – Sep 10	7	0	214	214	1	69	70	0
Sep 10 – Sep 16	6	0	139	139	0	2	2	0
¹ No traps were serviced in Zone 32 during the week of August 29 due to pesticide applications on site								



Zone 33 – Pistachio Orchard

A total of 9 pheromone/PPO lure-baited traps were collected from Zone 33 on Tuesday, September 16.

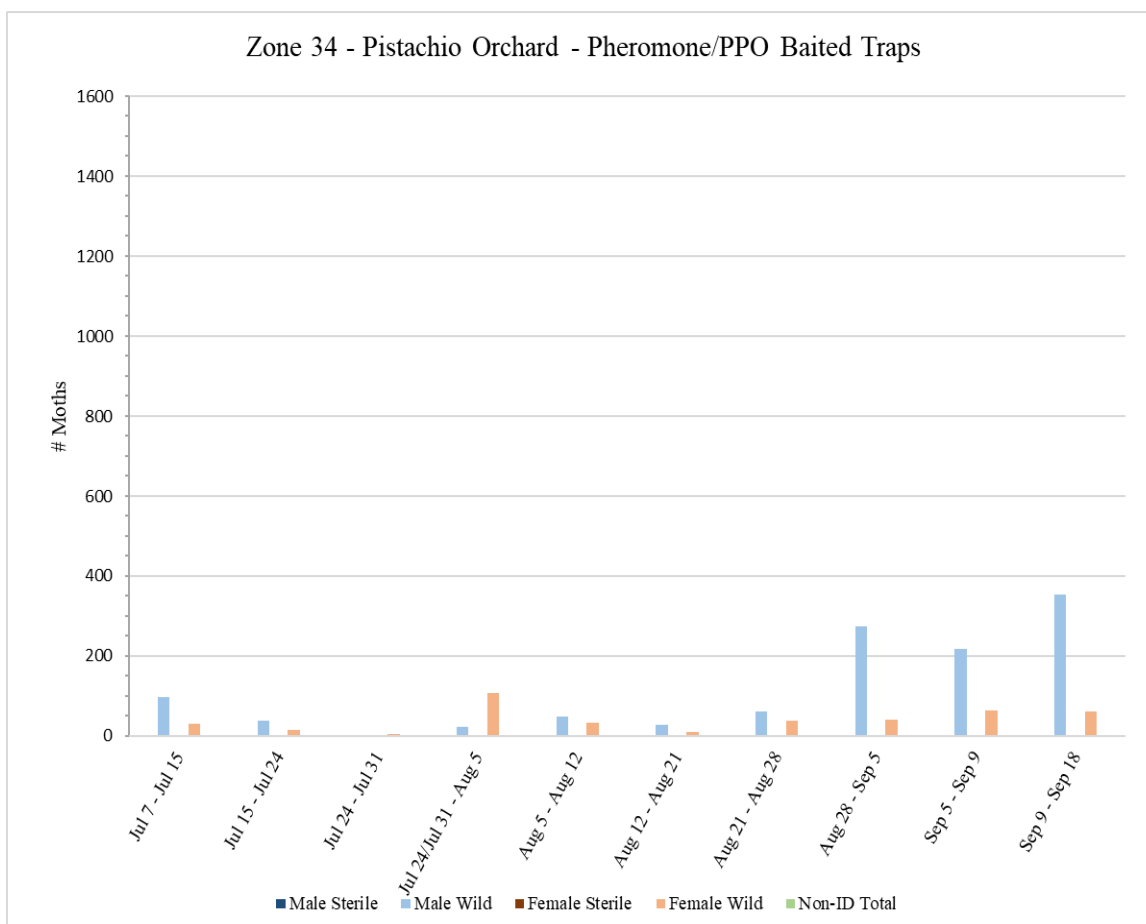
Zone 33 - Pistachio								
Pheromone/PPO Lure Baited Traps								
Dates Traps in Field	# of Releases During Trap Period	Male Sterile	Male Wild	Male Total	Female Sterile	Female Wild	Female Total	Non-ID Total
Jul 3 – Jul 8	0	0	101	101	0	2	2	0
Jul 8 – Jul 17	0	0	161	161	0	18	18	0
Jul 17 – Jul 22	0	0	37	37	0	6	6	0
Jul 22 – Jul 31	0	0	7	7	0	7	7	0
Jul 31 – Aug 6	0	0	270	270	0	3	3	0
Aug 6 – Aug 11	0	0	491	491	0	7	7	0
Aug 11 – Aug 20	5	0	485	485	0	29	29	0
¹ Aug 20 – Sep 2	12	1	421	422	0	7	7	0
Sep 2 – Sep 10	7	0	230	230	0	11	11	0
Sep 10 – Sep 16	6	0	275	275	0	3	3	0
¹ No traps were serviced in Zone 33 during the week of August 29 due to pesticide applications on site								



Zone 34 – Pistachio Orchard

A total of 9 pheromone/PPO lure-baited traps were collected from Zone 34 on Thursday, September 18.

Zone 34 - Pistachio								
Pheromone/PPO Lure Baited Traps								
Dates Traps in Field	# of Releases During Trap Period	Male Sterile	Male Wild	Male Total	Female Sterile	Female Wild	Female Total	Non-ID Total
Jul 7 – Jul 15	0	0	98	98	0	30	30	0
Jul 15 – Jul 24	0	0	37	37	0	14	14	0
¹ Jul 24 – Jul 31	0	0	0	0	0	4	4	0
Jul 24/Jul 31 – Aug 5	0	0	24	24	0	107	107	0
Aug 5 – Aug 12	0	0	49	49	0	34	34	0
Aug 12 – Aug 21	0	0	28	28	0	11	11	0
Aug 21 – Aug 28	0	0	61	61	0	37	37	0
Aug 28 – Sep 5	0	0	273	273	0	41	41	0
Sep 5 – Sep 9	0	0	219	219	0	64	64	0
Sep 9 – Sep 18	0	0	354	354	0	61	61	0
¹ Only trap 1 was serviced in Zone 34 during the week of August 1 due to pesticide applications on site								



IV. NOW Degree Days

NOW Degree days begin to accumulate when ambient temperatures remain between the lower threshold of 55° F and the upper threshold of 93.9° F. Using data from weather stations nearest to the trap sites, courtesy of the UC IPM website - https://ipm.ucanr.edu/PHENOLOGY/ma-navel_orangeworm.html, the chart below shows daily and total accumulated degree days since January 1, 2025. The model uses a double triangle and vertical cutoff method of calculating degree days.

Weather Station Location: Five Points, Fresno

Date	Air Temperatures (°F)		Degree Days	
	Min	Max	Daily	Accumulated
1/1/2025	33.00	60.20	0.50	0.50
1/2/2025	33.60	62.30	1.15	1.65
1/3/2025	42.80	60.10	0.67	2.32
1/4/2025	37.70	59.50	0.43	2.75
1/5/2025	34.40	59.40	0.37	3.12
1/6/2025	32.40	60.80	0.76	3.88
1/7/2025	42.50	63.40	1.46	5.34
1/8/2025	34.60	62.90	1.03	6.37
1/9/2025	30.10	62.40	0.86	7.23
1/10/2025	30.80	69.10	2.83	10.06
1/11/2025	36.70	62.10	0.91	10.97
1/12/2025	31.50	57.90	0.15	11.12
1/13/2025	26.00	60.20	0.41	11.53
1/14/2025	27.70	62.70	0.85	12.38
1/15/2025	28.00	66.80	1.82	14.20
1/16/2025	29.10	66.20	1.77	15.97
1/17/2025	32.30	65.40	1.59	17.56
1/18/2025	30.50	60.50	0.49	18.05
1/19/2025	28.30	61.90	0.73	18.78
1/20/2025	30.00	59.40	0.32	19.10
1/21/2025	28.20	64.30	1.18	20.28
1/22/2025	26.80	62.90	0.86	21.14
1/23/2025	26.80	66.80	1.78	22.92
1/24/2025	28.60	68.00	2.59	25.51
1/25/2025	40.10	59.70	0.50	26.01
1/26/2025	34.60	51.30	0.00	26.01
1/27/2025	31.80	57.70	0.13	26.14
1/28/2025	27.30	60.20	0.43	26.57
1/29/2025	29.70	61.40	0.68	27.25
1/30/2025	32.40	60.10	0.49	27.74
1/31/2025	34.60	61.40	1.01	28.75
2/1/2025	45.20	66.90	2.92	31.67
2/2/2025	39.50	71.80	4.38	36.05
2/3/2025	39.60	69.00	3.97	40.02
2/4/2025	47.70	69.50	4.21	44.23
2/5/2025	40.30	61.10	0.90	45.13
2/6/2025	40.70	61.40	0.98	46.11
2/7/2025	40.30	60.90	0.78	46.89
2/8/2025	36.80	59.60	0.41	47.30
2/9/2025	29.90	58.40	0.20	47.50

Date	Air Temperatures (°F)		Degree Days	
	Min	Max	Daily	Accumulated
2/10/2025	28.10	58.50	0.20	47.70
2/11/2025	27.50	60.90	0.76	48.46
2/12/2025	43.50	58.10	0.45	48.91
2/13/2025	49.80	66.30	3.30	52.21
2/14/2025	43.00	61.60	0.99	53.20
2/15/2025	34.80	59.80	0.47	53.67
2/16/2025	36.00	66.80	2.52	56.19
2/17/2025	41.80	63.30	1.49	57.68
2/18/2025	38.40	64.90	2.97	60.65
2/19/2025	52.90	77.90	9.10	69.75
2/20/2025	43.90	63.60	1.58	71.33
2/21/2025	34.70	67.80	2.64	73.97
2/22/2025	38.50	73.60	5.23	79.20
2/23/2025	42.30	77.10	7.66	86.86
2/24/2025	47.70	77.80	8.59	95.45
2/25/2025	47.40	69.20	3.89	99.34
2/26/2025	37.30	73.40	4.97	104.31
2/27/2025	41.10	78.70	8.12	112.43
2/28/2025	46.70	75.10	6.75	119.18
3/1/2025	43.50	78.90	7.55	126.73
3/2/2025	38.30	59.50	0.49	127.22
3/3/2025	39.40	64.10	1.60	128.82
3/4/2025	36.80	66.60	2.44	131.26
3/5/2025	40.90	53.70	0.00	131.26
3/6/2025	39.60	55.80	0.02	131.28
3/7/2025	37.60	61.40	0.83	132.11
3/8/2025	35.80	68.50	2.78	134.89
3/9/2025	35.70	74.50	5.30	140.19
3/10/2025	41.10	70.30	4.15	144.34
3/11/2025	43.00	69.90	4.46	148.80
3/12/2025	46.70	66.70	2.98	151.78
3/13/2025	39.70	56.20	0.04	151.82
3/14/2025	38.50	54.70	0.00	151.82
3/15/2025	35.40	63.60	1.37	153.19
3/16/2025	37.70	69.20	3.98	157.17
3/17/2025	48.00	61.10	1.18	158.35
3/18/2025	41.30	62.20	1.10	159.45
3/19/2025	35.30	66.80	2.72	162.17
3/20/2025	45.30	67.20	3.03	165.20
3/21/2025	39.20	69.70	3.87	169.07
3/22/2025	43.90	68.90	3.82	172.89
3/23/2025	43.30	74.40	6.39	179.28
3/24/2025	46.40	83.20	11.52	190.80
3/25/2025	50.70	89.20	16.00	206.80
3/26/2025	54.40	84.70	13.54	220.34
3/27/2025	49.50	78.50	9.19	229.53
3/28/2025	47.30	68.90	4.08	233.61
3/29/2025	42.70	67.80	3.93	237.54
3/30/2025	50.00	68.80	4.87	242.41
3/31/2025	48.40	71.60	5.04	247.45

Date	Air Temperatures (°F)		Degree Days	
	Min	Max	Daily	Accumulated
4/1/2025	38.40	61.20	0.83	248.28
4/2/2025	37.50	62.70	1.12	249.40
4/3/2025	35.00	66.70	2.28	251.68
4/4/2025	38.30	72.50	4.65	256.33
4/5/2025	40.80	76.70	6.72	263.05
4/6/2025	42.50	80.20	9.25	272.30
4/7/2025	48.70	78.50	10.03	282.33
4/8/2025	52.90	76.60	8.85	291.18
4/9/2025	46.90	83.00	11.19	302.37
4/10/2025	49.00	86.20	13.58	315.95
4/11/2025	51.60	83.10	12.70	328.65
4/12/2025	52.40	80.30	10.32	338.97
4/13/2025	45.40	81.40	9.95	348.92
4/14/2025	47.30	87.40	15.27	364.19
4/15/2025	57.50	83.30	13.44	377.63
4/16/2025	48.40	73.70	7.83	385.46
4/17/2025	53.70	70.20	6.43	391.89
4/18/2025	50.50	73.00	6.61	398.50
4/19/2025	46.10	80.80	9.79	408.29
4/20/2025	47.50	82.50	11.20	419.49
4/21/2025	49.90	84.70	12.73	432.22
4/22/2025	50.20	85.00	12.47	444.69
4/23/2025	47.50	78.90	8.47	453.16
4/24/2025	42.50	72.80	5.97	459.13
4/25/2025	49.20	66.80	3.91	463.04
4/26/2025	48.80	60.60	1.29	464.33
4/27/2025	48.10	65.10	2.76	467.09
4/28/2025	44.90	72.00	5.52	472.61
4/29/2025	46.70	82.30	11.30	483.91
4/30/2025	51.60	84.70	14.09	498.00
5/1/2025	55.00	87.00	16.05	514.05
5/2/2025	55.20	86.30	15.27	529.32
5/3/2025	53.20	75.20	8.28	537.60
5/4/2025	47.20	75.20	7.55	545.15
5/5/2025	49.10	81.10	10.69	555.84
5/6/2025	49.40	86.10	13.05	568.89
5/7/2025	48.70	84.60	16.30	585.19
5/8/2025	66.20	89.70	20.43	605.62
5/9/2025	56.10	93.40	20.53	626.15
5/10/2025	59.20	94.70	21.18	647.33
5/11/2025	56.10	86.70	15.03	662.36
5/12/2025	49.90	75.00	7.19	669.55
5/13/2025	43.80	71.80	5.21	674.76
5/14/2025	45.60	78.40	8.85	683.61
5/15/2025	49.10	83.90	12.87	696.48
5/16/2025	53.50	85.70	14.89	711.37
5/17/2025	54.60	78.80	10.30	721.67
5/18/2025	47.00	82.30	11.35	733.02
5/19/2025	51.60	87.40	15.63	748.65
5/20/2025	55.80	87.70	15.48	764.13

Date	Air Temperatures (°F)		Degree Days	
	Min	Max	Daily	Accumulated
5/21/2025	50.10	90.50	16.05	780.18
5/22/2025	52.30	88.80	15.22	795.40
5/23/2025	50.20	82.30	11.32	806.72
5/24/2025	48.50	85.00	13.28	820.00
5/25/2025	53.40	86.20	14.93	834.93
5/26/2025	53.80	81.10	11.58	846.51
5/27/2025	49.20	87.90	15.84	862.35
5/28/2025	57.50	89.60	17.28	879.63
5/29/2025	52.20	88.10	16.25	895.88
5/30/2025	56.40	95.60	23.20	919.08
5/31/2025	65.20	101.30	27.45	946.53
6/1/2025	62.00	97.10	22.68	969.21
6/2/2025	54.50	90.20	17.98	987.19
6/3/2025	57.00	89.50	18.50	1005.69
6/4/2025	58.00	92.30	20.53	1026.22
6/5/2025	59.50	92.60	20.92	1047.14
6/6/2025	59.00	92.20	21.55	1068.69
6/7/2025	62.80	95.10	23.80	1092.49
6/8/2025	62.20	93.70	23.08	1115.57
6/9/2025	62.70	95.60	24.38	1139.95
6/10/2025	63.60	97.30	24.30	1164.25
6/11/2025	59.00	92.30	18.98	1183.23
6/12/2025	52.10	90.60	16.98	1200.21
6/13/2025	54.40	91.50	18.50	1218.71
06/14/2025	56.60	91.10	19.15	1237.86
06/15/2025	57.80	93.80	21.48	1259.34
06/16/2025	60.50	92.20	19.61	1278.95
06/17/2025	53.50	90.60	17.69	1296.64
06/18/2025	56.00	96.90	22.63	1319.27
06/19/2025	60.70	96.80	20.96	1340.23
06/20/2025	48.70	85.80	13.71	1353.94
06/21/2025	53.40	80.00	11.10	1365.04
06/22/2025	50.10	83.90	13.18	1378.22
06/23/2025	54.10	88.20	17.01	1395.23
06/24/2025	57.50	92.40	19.88	1415.11
06/25/2025	57.20	94.00	20.38	1435.49
06/26/2025	56.30	94.30	20.98	1456.47
06/27/2025	59.00	96.90	24.23	1480.70
06/28/2025	64.10	99.90	27.08	1507.78
06/29/2025	64.40	99.00	26.03	1533.81
06/30/2025	61.70	98.50	24.88	1558.69
07/01/2025	60.80	97.40	24.60	1583.29
07/02/2025	62.80	99.30	26.80	1610.09
07/03/2025	65.80	98.90	24.72	1634.81
07/04/2025	55.30	91.10	18.05	1652.86
07/05/2025	54.70	89.60	17.43	1670.29
07/06/2025	55.80	94.30	20.90	1691.19
07/07/2025	59.20	97.80	23.75	1714.94
07/08/2025	60.20	96.70	23.40	1738.34
07/09/2025	60.00	94.40	21.80	1760.14

Date	Air Temperatures (°F)		Degree Days	
	Min	Max	Daily	Accumulated
07/10/2025	58.40	96.90	23.75	1783.89
07/11/2025	62.80	101.70	28.15	1812.04
07/12/2025	66.40	103.70	30.00	1842.04
07/13/2025	66.20	99.60	28.00	1870.04
07/14/2025	66.60	100.60	28.50	1898.54
07/15/2025	66.20	98.40	25.98	1924.52
07/16/2025	60.90	92.90	21.80	1946.32
07/17/2025	60.50	94.60	22.65	1968.97
07/18/2025	60.90	95.00	23.48	1992.45
07/19/2025	63.00	95.40	23.13	2015.58
07/20/2025	58.70	96.70	22.88	2038.46
07/21/2025	59.40	91.90	20.23	2058.69
07/22/2025	57.70	88.20	17.73	2076.42
07/23/2025	56.80	91.30	19.60	2096.02
07/24/2025	59.00	89.80	19.45	2115.47
07/25/2025	59.20	88.40	18.90	2134.37
07/26/2025	59.60	88.60	19.27	2153.64
07/27/2025	60.30	91.20	20.45	2174.09
07/28/2025	59.10	92.10	20.70	2194.79
07/29/2025	59.50	95.40	22.90	2217.69
07/30/2025	61.30	94.70	22.15	2239.84
07/31/2025	57.90	95.60	22.50	2262.34
08/01/2025	60.90	98.00	24.35	2286.69
08/02/2025	60.50	96.00	22.90	2309.59
08/03/2025	59.10	96.60	22.45	2332.04
08/04/2025	57.50	91.60	19.00	2351.04
08/05/2025	55.30	93.40	20.28	2371.32
08/06/2025	59.00	97.40	24.05	2395.37
08/07/2025	62.40	100.50	26.53	2421.90
08/08/2025	62.70	101.80	27.97	2449.87
08/09/2025	65.60	103.30	29.72	2479.59
08/10/2025	66.70	102.60	30.10	2509.69
08/11/2025	68.50	101.60	29.07	2538.76
08/12/2025	64.60	99.90	27.00	2565.76
08/13/2025	63.60	97.80	25.13	2590.89
08/14/2025	61.30	94.00	22.08	2612.97
08/15/2025	59.00	95.60	23.05	2636.02
08/16/2025	62.00	93.70	23.35	2659.37
08/17/2025	64.00	90.80	20.93	2680.30
08/18/2025	58.10	89.60	19.00	2699.30
08/19/2025	58.70	93.50	20.85	2720.15
08/20/2025	57.70	95.80	22.25	2742.40
08/21/2025	59.70	100.10	28.92	2771.32
08/22/2025	75.80	103.30	32.25	2803.57
08/23/2025	66.60	102.70	30.55	2834.12
08/24/2025	70.20	104.50	31.55	2865.67
08/25/2025	67.00	99.40	28.05	2893.72
08/26/2025	66.40	99.50	27.20	2920.92
08/27/2025	63.40	98.40	25.90	2946.82
08/28/2025	63.40	95.80	23.82	2970.64
08/29/2025	60.30	95.60	22.90	2993.54

Date	Air Temperatures (°F)		Degree Days	
	Min	Max	Daily	Accumulated
08/30/2025	60.10	99.80	26.32	3019.86
08/31/2025	65.60	100.70	27.63	3047.49
09/01/2025	63.50	103.30	30.23	3077.72
09/02/2025	70.80	102.90	30.25	3107.97
09/03/2025	64.40	100.40	27.00	3134.97
09/04/2025	62.80	97.20	24.30	3159.27
09/05/2025	60.00	92.90	21.68	3180.95
09/06/2025	60.90	96.50	23.13	3204.08
09/07/2025	58.60	90.50	20.23	3224.31
09/08/2025	61.30	91.30	21.45	3245.76
09/09/2025	61.90	86.10	18.25	3264.01
09/10/2025	58.90	83.80	16.42	3280.43
09/11/2025	59.20	83.80	15.58	3296.01
09/12/2025	55.50	87.40	17.35	3313.36
09/13/2025	59.10	91.50	20.32	3333.68
09/14/2025	59.20	90.70	19.35	3353.03
09/15/2025	56.80	94.60	21.57	3374.60
09/16/2025	60.30	98.80	24.63	3399.23
09/17/2025	60.60	98.40	26.10	3425.33
09/18/2025	67.00	84.70	20.42	3445.75
09/19/2025	65.30	83.80	19.48	3465.23

V. Quality Control

QC tests are performed on samples taken from each shipment of sterile NOW moths. These tests include: zero-hour mortality rates, zero-hour mating dissections, forty-eight-hour mating dissections, seven-day longevity monitoring, and crush tests. Throughout the span of a week, Monday through Sunday, the results of each test are averaged. Below are the QC results from samples of sterile NOW moths taken during the week of Monday, September 8, 2025 to Sunday, September 14, 2025:

- 0% of moths from samples found dead at zero hour
- 8% of moths from samples found to have mated at zero hour
- 77% of moths from samples found to have mated after forty-eight hours
- 77% of moths from samples remained alive after seven days in BioChamber
- 97% of moths from samples found to have distinct red dye markings

To receive notification when reports are available on the NOW webpage, please subscribe here:
<https://public.govdelivery.com/accounts/CADFA/subscriber/new>.