

Navel Orangeworm Program 2024 – Weekly Report

Week Ending – May 24, 2024

California Department of Food & Agriculture
Plant Health and Pest Prevention Services
Integrated Pest Control Branch
5100 Douglas Avenue
Shafter, CA 93263
Phone: (661) 395-2914
Fax: (661) 399-1601

I. Program Updates

Navel Orangeworm Area Wide Program – Multi-Phase Approach

Phase 1 – 2018-2022

Phase 1 was the Initial Phase of the Navel Orangeworm (NOW) Program (Program) with a focus on developing NOW sterile insect technique (SIT) moths, determining their viability during cold storage transfer, performing quality control (QC) on mating propensity and survivability of the sterile moths, developing a trap monitoring program, and collecting preliminary damage data from the orchards participating in the Program's project site.

Phase 2 – 2023-2024

Phase 2 is the Data Phase of the NOW Program. The focus of this phase is controlling variables within the orchards participating in the Program's project site in order to increase the integrity of the field data being collected. During this phase a University of California Cooperative Extension (UCCE) coordinator will be a primary grower point of contact. They will be responsible for coordinating with growers and establishing orchards for the Phase 2 Program project site.

Navel Orangeworm Sterile Insect Technique

The Navel Orangeworm Program utilizes NOW SIT moths obtained from the United States Department of Agriculture (USDA) and California Department of Food and Agriculture's (CDFA) Phoenix, Arizona Rearing Facility. QC tests are performed on every shipment of NOW SIT moths used for aerial releases.

Releases of sterile NOW moths began on March 20, 2024, with one magazine of approximately 750,000 sterile moths being released daily over select sites in West Fresno County. CDFA conducted ground releases daily between March 20 and April 7 at Zones 7 and 8 until aerial releases were available. Ground releases were limited to one magazine released at one zone per day along the north and west edges, alternating between the two zones each day. Aerial releases began on April 8 with one magazine being released daily over Zones 7 and 8. Initially, releases will be conducted exclusively over almond sites and will change to being conducted exclusively over pistachio sites later in the year to prioritize periods of crop-specific vulnerability to NOW damage.

CDFA began conducting ground releases every Wednesday, starting on May 8, due to shortage of pilots needed for aerial release. These weekly ground releases occur at either Zone 7 or Zone 8, alternating between the two zones each week when possible.

Listed below are any circumstances which prevented regular aerial releases in 2024:

- March 20 – March 23: Ground releases conducted while aerial releases were unavailable
- March 24: No releases conducted due to excessive rain and muddy field conditions preventing access to release sites
- March 25 – March 26: Ground releases conducted while aerial releases were unavailable

- March 27: No releases conducted due to release equipment issues
- March 28 – March 29: Ground releases conducted while aerial releases were unavailable
- March 30: No releases conducted due to excessive rain and muddy field conditions preventing access to release sites
- March 31: Ground releases conducted while aerial releases were unavailable
- April 1: No releases conducted due to excessive rain and muddy field conditions preventing access to release sites
- April 2 – April 5: Ground releases conducted while aerial releases were unavailable
- April 14: No releases conducted due to excessive rain and muddy field conditions preventing access to release sites; magazine was held overnight for potential release on April 15
- April 15: Double aerial release conducted with moth shipments from April 13 and 14

Navel Orangeworm Trapping

The Phase 2 Area Wide Project Site for 2024 includes eight 640-acre orchards: four pistachio and four almond, and one 600-acre almond orchard, located in Fresno County. Trapping is being conducted weekly year-round in all nine orchards, designated as Zones 1 through 9. Zone 9 was added to the Project Site on May 20, 2024.

Listed below are any circumstances which prevented regular trap servicing in 2024:

- Week of January 5: No traps were serviced due to excessive rain and muddy conditions preventing access to trap sites
- Week of January 12: No traps were serviced in Zones 4 and 6 due to excessive rain and muddy conditions preventing access to trap sites
- Week of January 26: No traps were serviced due to excessive rain and muddy conditions preventing access to trap sites
- Week of February 2: No traps were serviced in Zones 3 and 7 due to pesticide applications on site
- Week of February 9: No traps were serviced due to excessive rain and muddy conditions preventing access to trap sites
- Week of February 16: No traps were serviced in Zones 4 and 8 due to excessive rain and muddy conditions preventing access to trap sites
- Week of February 23: No traps were serviced in Zones 1, 2, 5, 6, and 7 due to excessive rain and muddy conditions preventing access to trap sites
- Week of March 1: No traps were serviced in Zone 8 due to pesticide applications on site
- Week of March 8: No traps were serviced in Zones 4 and 8 due to excessive rain and muddy conditions preventing access to trap sites; Traps 13 – 36 not serviced in Zone 3 due to pesticide applications on site
- Week of March 15: No traps were serviced in Zone 4 due to pesticide applications on site
- Week of March 22: No traps were serviced in Zones 2 and 5 due to pesticide applications on site

- Week of March 29: No traps were serviced in Zone 4 due to pesticide applications on site
- Week of April 5: No traps were serviced in Zone 4 due to staffing issues
- Week of April 19: No traps were serviced in Zone 8 due to pesticide applications on site
- Week of May 10: No traps were serviced in Zone 8 due to pesticide applications on site
- Week of May 24: No traps were serviced in Zone 6 due to pesticide applications on site

II. Project Design

The Area Wide Project Site was restructured in 2023 in preparation for Phase 2 of the Program. Phase 2 aims to establish more standardized and consistent approaches to mating disruption, sanitation, pesticide usage, and other cultural practices for more comparable data between each orchard set (release site/control site).

The 2024 Area Wide Project Site includes nine orchards located in Fresno County, identified as Zones 1 through 9. Listed below is information related to each orchard within the Program’s Phase 2 project site for 2024:

Zone #	Crop Type	Acres	Release/Non-release Site	Magazine Designation	Date Added to Area Wide Project
Zone 1	Pistachio	640	Non-release		February 2023
Zone 2	Pistachio	640	Release	TBD	February 2023
Zone 3	Almond	640	Non-release		February 2023
Zone 4	Almond	640	Non-release		February 2023
Zone 5	Pistachio	640	Release	TBD	March 2023
Zone 6	Pistachio	640	Non-release		March 2023
Zone 7	Almond	640	Release	Mag 1	April 2023
Zone 8	Almond	640	Release	Mag 1	April 2023
Zone 9	Almond	600	Non-release		May 2024

Each zone has a trap site ratio of approximately one trap site per 18 acres for a total of 36 trap sites for each 640-acre zone and 34 traps for the 600-acre zone. Each trap site has one trap baited with NOW pheromone/PPO lures. All traps are serviced on a weekly basis. Servicing includes collecting trap bottoms and replacing with new trap bottoms. Bait/lure changes occur once a month, and trap tops are replaced as needed. Counts are performed on each trap collected to determine number of wild versus sterile captures and male versus female captures.

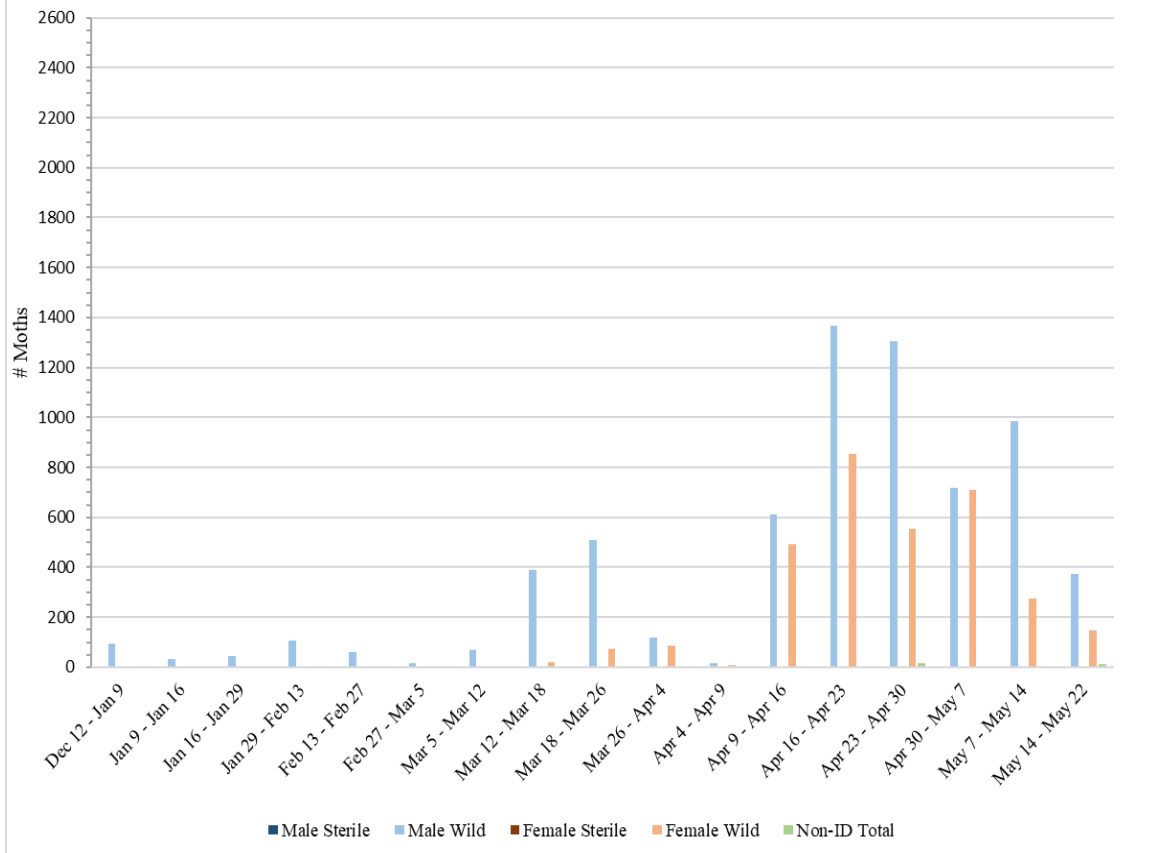
III. Trap Results for Week Ending on May 24, 2024

Zone 1 – Pistachio Orchard

A total of **36** pheromone/PPO lure-baited traps were collected from Zone 1 on Wednesday, May 22.

Zone 1 - Pistachio								
Pheromone/PPO Lure Baited Traps								
Dates Traps in Field	# of Releases During Trap Period	Male Sterile	Male Wild	Male Total	Female Sterile	Female Wild	Female Total	Non-ID Total
¹ Dec 12 – Jan 9	0	0	93	93	0	0	0	0
Jan 9 – Jan 16	0	0	31	31	0	0	0	0
² Jan 16 – Jan 29	0	0	43	43	0	0	0	0
³ Jan 29 – Feb 13	0	0	107	107	0	1	1	0
⁴ Feb 13 – Feb 27	0	0	63	63	0	2	2	0
Feb 27 – Mar 5	0	0	16	16	0	0	0	0
Mar 5 – Mar 12	0	0	69	69	0	1	1	1
Mar 12 – Mar 18	0	0	390	390	0	19	19	0
Mar 18 – Mar 26	0	0	509	509	0	72	72	1
Mar 26 – Apr 4	0	0	118	118	0	86	86	0
Apr 4 – Apr 9	0	0	15	15	0	7	7	0
Apr 9 – Apr 16	0	0	611	611	0	493	493	0
Apr 16 – Apr 23	0	0	1366	1366	0	854	854	2
Apr 23 – Apr 30	0	0	1305	1305	0	554	554	17
Apr 30 – May 7	0	0	719	719	0	709	709	0
May 7 – May 14	0	0	985	985	0	276	276	3
May 14 – May 22	0	0	372	372	0	147	147	11
¹ No traps were serviced in Zone 1 during the weeks of December 22, December 29, and January 5 due to excessive rain and muddy conditions preventing access								
² No traps were serviced in Zone 1 during the week of January 26 due to excessive rain and muddy conditions preventing access								
³ No traps were serviced in Zone 1 during the week of February 9 due to excessive rain and muddy conditions preventing access								
⁴ No traps were serviced in Zone 1 during the week of February 23 due to excessive rain and muddy conditions preventing access								

Zone 1 - Pistachio Orchard - Pheromone/PPO Baited Traps

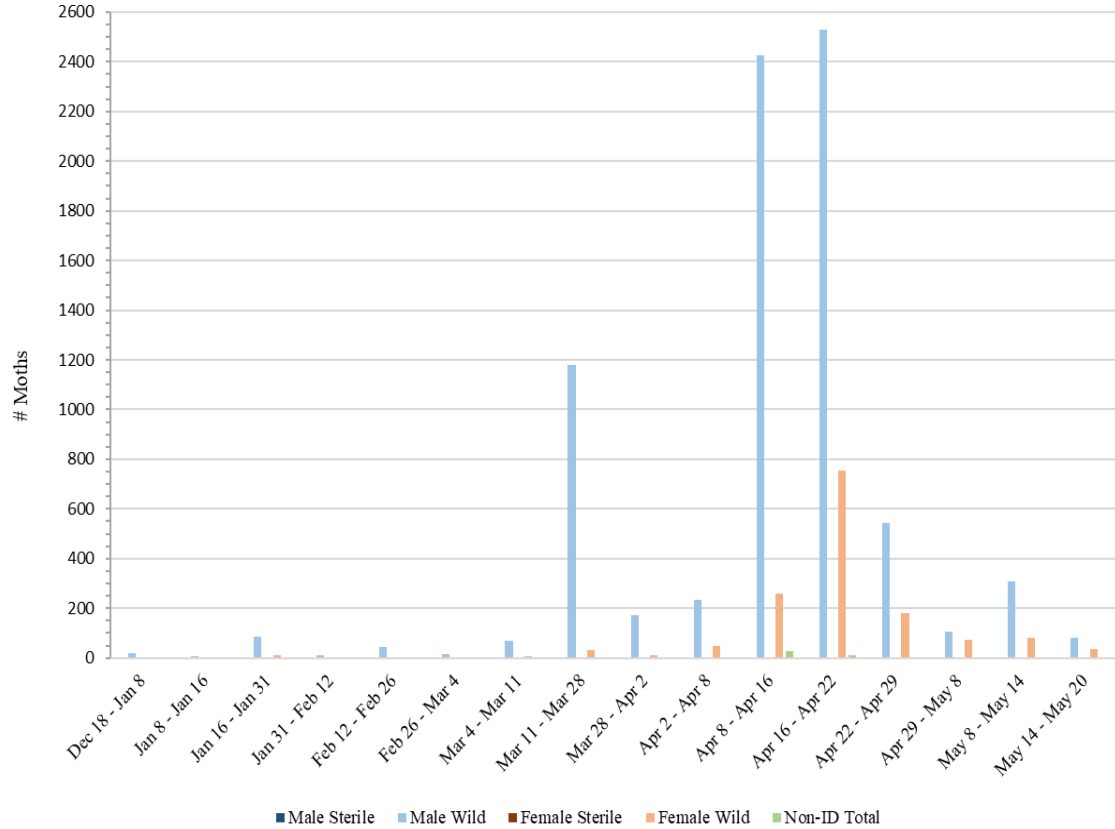


Zone 2 – Pistachio Orchard

A total of **36** pheromone/PPO lure-baited traps were collected from Zone 2 on Monday, May 20.

Zone 2 - Pistachio								
Pheromone/PPO Lure Baited Traps								
Dates Traps in Field	# of Releases During Trap Period	Male Sterile	Male Wild	Male Total	Female Sterile	Female Wild	Female Total	Non-ID Total
¹ Dec 18 – Jan 8	0	0	21	21	0	0	0	0
Jan 8 – Jan 16	0	0	7	7	0	0	0	0
² Jan 16 – Jan 31	0	0	87	87	0	12	12	0
³ Jan 31 – Feb 12	0	0	11	11	0	0	0	0
⁴ Feb 12 – Feb 26	0	0	45	45	0	0	0	0
Feb 26 – Mar 4	0	0	14	14	0	0	0	0
Mar 4 – Mar 11	0	0	69	69	0	8	8	0
⁵ Mar 11 – Mar 28	0	0	1180	1180	0	33	33	2
Mar 28 – Apr 2	0	0	173	173	0	10	10	0
Apr 2 – Apr 8	0	0	236	236	0	49	49	0
Apr 8 – Apr 16	0	0	2424	2424	0	260	260	27
Apr 16 – Apr 22	0	0	2529	2529	0	754	754	12
Apr 22 – Apr 29	0	0	544	544	0	182	182	4
Apr 29 – May 8	0	0	105	105	0	73	73	0
May 8 – May 14	0	0	310	310	0	81	81	0
May 14 – May 20	0	0	80	80	0	37	37	0
¹ No traps were serviced in Zone 2 during the weeks of December 29 and January 5 due to excessive rain and muddy conditions preventing access								
² No traps were serviced in Zone 2 during the week of January 26 due to excessive rain and muddy conditions preventing access								
³ No traps were serviced in Zone 2 during the week of February 9 due to excessive rain and muddy conditions preventing access								
⁴ No traps were serviced in Zone 2 during the week of February 23 due to excessive rain and muddy conditions preventing access								
⁵ No traps were serviced in Zone 2 during the week of March 22 due to pesticide applications on site								

Zone 2 - Pistachio Orchard - Pheromone/PPO Baited Traps

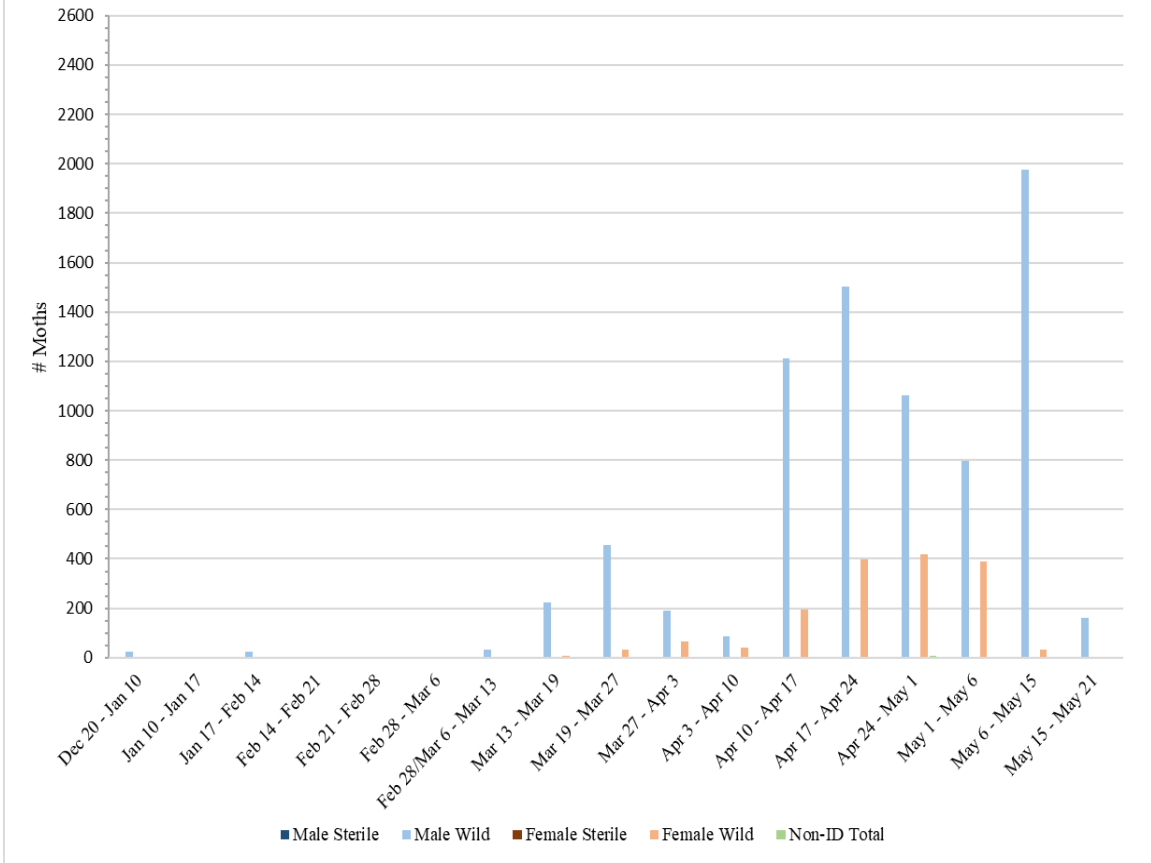


Zone 3 – Almond Orchard

A total of **36** pheromone/PPO lure-baited traps were collected from Zone 3 on Tuesday, May 21.

Zone 3 - Almond								
Pheromone/PPO Lure Baited Traps								
Dates Traps in Field	# of Releases During Trap Period	Male Sterile	Male Wild	Male Total	Female Sterile	Female Wild	Female Total	Non-ID Total
¹ Dec 20 – Jan 10	0	0	24	24	0	0	0	0
Jan 10 – Jan 17	0	0	5	5	0	0	0	0
² Jan 17 – Feb 14	0	0	26	26	0	0	0	2
Feb 14 – Feb 21	0	0	5	5	0	0	0	0
Feb 21 – Feb 28	0	0	5	5	0	0	0	0
³ Feb 28 – Mar 6	0	0	3	3	0	0	0	0
⁴ Feb 28/Mar 6 – Mar 13	0	0	31	31	0	0	0	0
Mar 13 – Mar 19	0	0	223	223	0	6	6	0
Mar 19 – Mar 27	0	0	455	455	0	32	32	1
Mar 27 – Apr 3	0	0	191	191	0	65	65	1
Apr 3 – Apr 10	0	0	85	85	0	39	39	0
Apr 10 – Apr 17	0	0	1212	1212	0	194	194	1
Apr 17 – Apr 24	0	0	1501	1501	0	399	399	2
Apr 24 – May 1	0	0	1063	1063	0	420	420	7
May 1 – May 6	0	0	796	796	0	389	389	3
May 6 – May 15	0	0	1976	1976	0	33	33	4
May 15 – May 21	0	0	161	161	0	3	3	0
¹ No traps were serviced in Zone 3 during the weeks of December 29 and January 5 due to excessive rain and muddy conditions preventing access								
² No traps were serviced in Zone 3 during the weeks of January 26 and February 9 due to excessive rain and muddy conditions preventing access; No traps were serviced in Zone 3 during the week of February 2 due to pesticide applications on site								
³ Traps 13 - 36 not serviced in Zone 3 during the week of March 8 due to pesticide applications on site								
⁴ Traps 13 - 36 in field since February 28								

Zone 3 - Almond Orchard - Pheromone/PPO Baited Traps

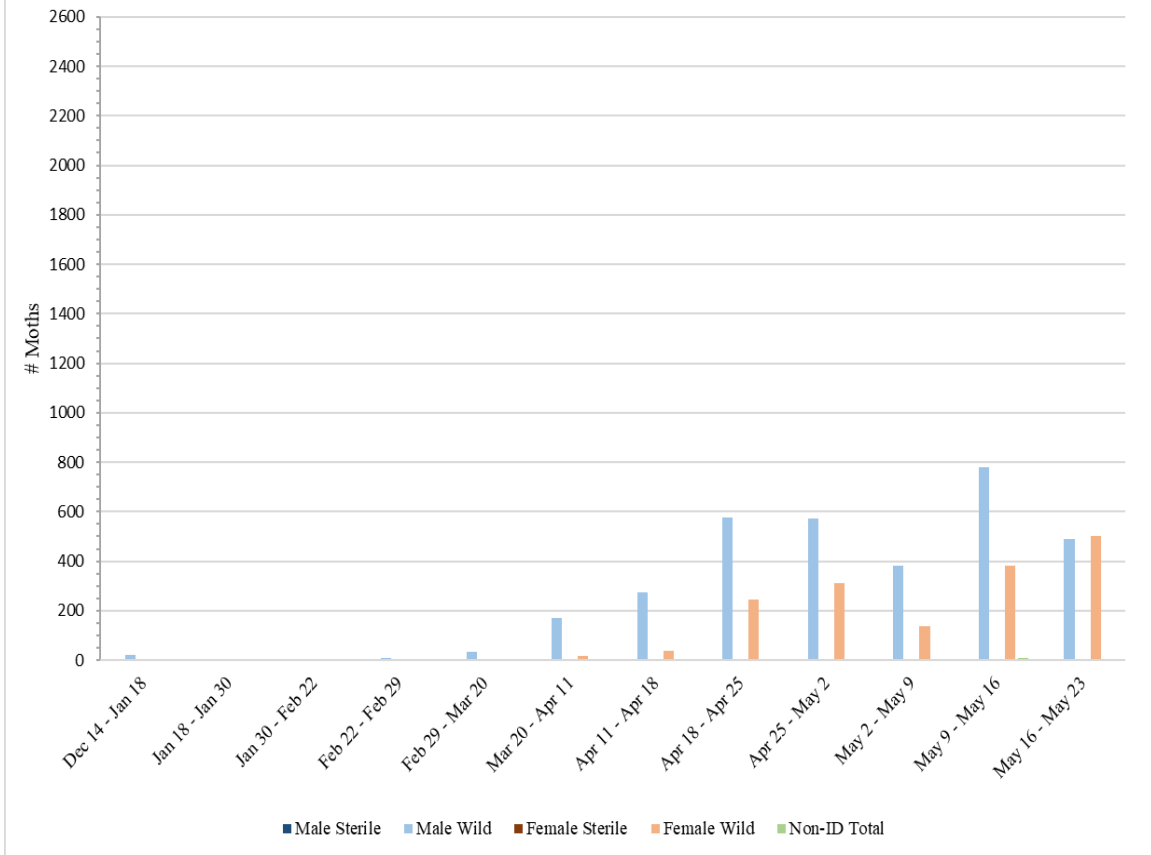


Zone 4 – Almond Orchard

A total of **36** pheromone/PPO lure-baited traps were collected from Zone 4 on Thursday, May 23.

Zone 4 - Almond								
Pheromone/PPO Lure Baited Traps								
Dates Traps in Field	# of Releases During Trap Period	Male Sterile	Male Wild	Male Total	Female Sterile	Female Wild	Female Total	Non-ID Total
¹ Dec 14 – Jan 18	0	0	20	20	0	1	1	0
² Jan 18 – Jan 30	0	0	4	4	0	0	0	0
³ Jan 30 – Feb 22	0	0	3	3	0	0	0	1
Feb 22 – Feb 29	0	0	10	10	0	0	0	0
⁴ Feb 29 – Mar 20	0	0	35	35	0	0	0	0
⁵ Mar 20 – Apr 11	0	0	170	170	0	16	16	0
Apr 11 – Apr 18	0	0	274	274	0	37	37	0
Apr 18 – Apr 25	0	0	575	575	0	246	246	0
Apr 25 – May 2	0	0	573	573	0	311	311	2
May 2 – May 9	0	0	383	383	0	139	139	0
May 9 – May 16	0	0	778	778	0	383	383	9
May 16 – May 23	0	0	490	490	0	501	501	6
¹ No traps were serviced in Zone 4 during the weeks of December 22, December 29, January 5, and January 12 due to excessive rain and muddy conditions preventing access								
² No traps were serviced in Zone 4 during the week of January 26 due to excessive rain and muddy conditions preventing access								
³ No traps were serviced in Zone 4 during the weeks of February 9 and February 16 due to excessive rain and muddy conditions preventing access								
⁴ No traps were serviced in Zone 4 during the week of March 8 due to excessive rain and muddy conditions preventing access; No traps were serviced in Zone 4 during the week of March 15 due to pesticide applications on site								
⁵ No traps were serviced in Zone 4 during the week of March 29 due to pesticide applications on site; No traps were serviced in Zone 4 during the week of April 5 due to staffing issues								

Zone 4 - Almond Orchard - Pheromone/PPO Baited Traps

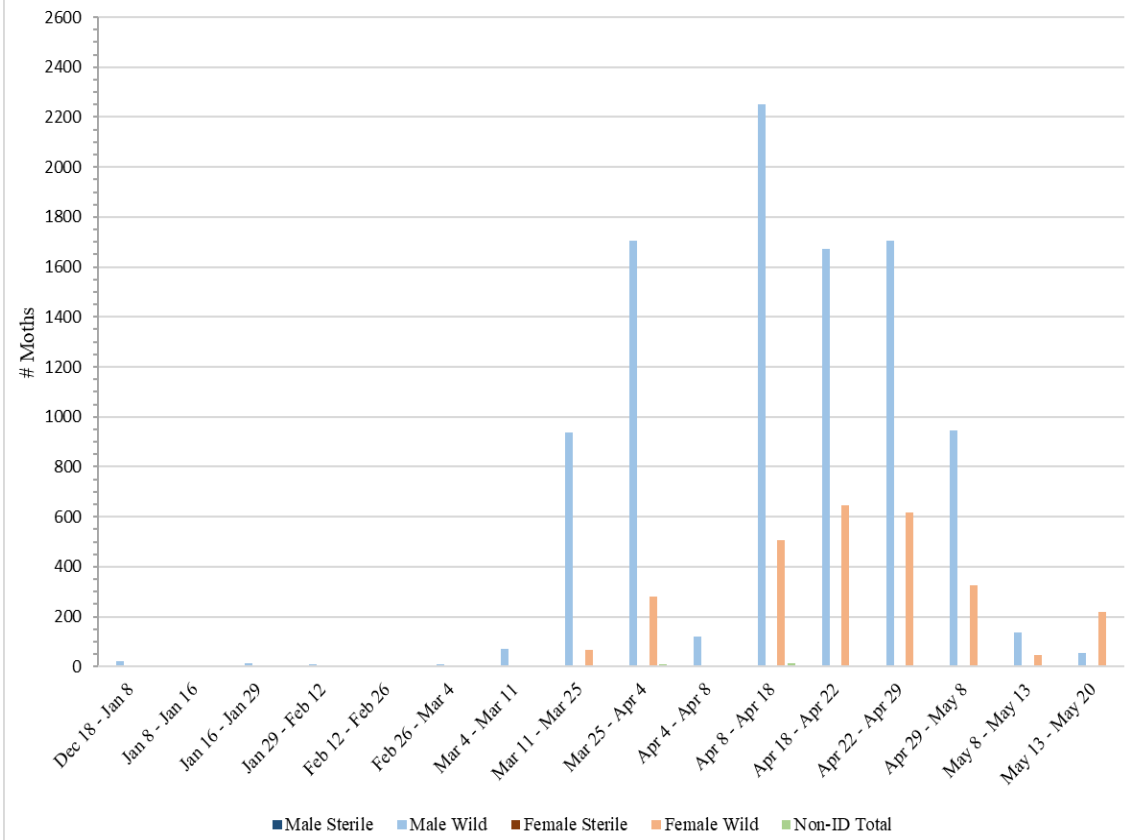


Zone 5 – Pistachio Orchard

A total of **36** pheromone/PPO lure-baited traps were collected from Zone 5 on Monday, May 20.

Zone 5 - Pistachio								
Pheromone/PPO Lure Baited Traps								
Dates Traps in Field	# of Releases During Trap Period	Male Sterile	Male Wild	Male Total	Female Sterile	Female Wild	Female Total	Non-ID Total
¹ Dec 18 – Jan 8	0	0	21	21	0	0	0	0
Jan 8 – Jan 16	0	0	2	2	0	0	0	0
² Jan 16 – Jan 29	0	0	14	14	0	1	1	0
³ Jan 29 – Feb 12	0	0	8	8	0	0	0	0
⁴ Feb 12 – Feb 26	0	0	0	0	0	0	0	0
Feb 26 – Mar 4	0	0	11	11	0	0	0	0
Mar 4 – Mar 11	0	0	70	70	0	1	1	0
⁵ Mar 11 – Mar 25	0	0	938	938	0	68	68	0
Mar 25 – Apr 4	0	0	1707	1707	0	281	281	9
Apr 4 – Apr 8	0	0	119	119	0	7	7	0
Apr 8 – Apr 18	0	0	2250	2250	0	507	507	13
Apr 18 – Apr 22	0	0	1672	1672	0	647	647	0
Apr 22 – Apr 29	0	0	1707	1707	0	617	617	0
Apr 29 – May 8	0	0	945	945	0	325	325	2
May 8 – May 13	0	0	137	137	0	45	45	0
May 13 – May 20	0	0	55	55	1	219	220	2
¹ No traps were serviced in Zone 5 during the weeks of December 29 and January 5 due to excessive rain and muddy conditions preventing access								
² No traps were serviced in Zone 5 during the week of January 26 due to excessive rain and muddy conditions preventing access								
³ No traps were serviced in Zone 5 during the week of February 9 due to excessive rain and muddy conditions preventing access								
⁴ No traps were serviced in Zone 5 during the week of February 23 due to excessive rain and muddy conditions preventing access								
⁵ No traps were serviced in Zone 5 during the week of March 22 due to pesticide applications on site								

Zone 5 - Pistachio Orchard - Pheromone/PPO Baited Traps

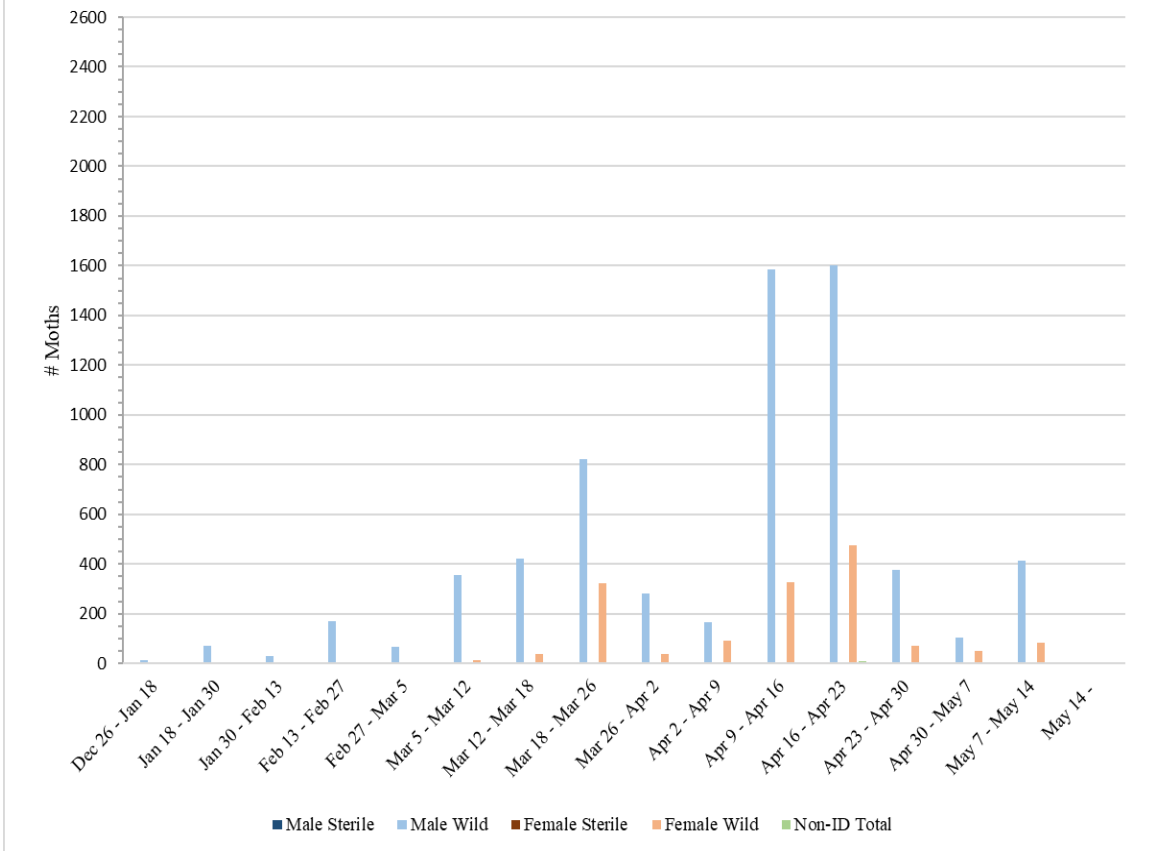


Zone 6 – Pistachio Orchard

No traps were collected from Zone 6 during the week of May 24 due to pesticide applications on site.

Zone 6 - Pistachio								
Pheromone/PPO Lure Baited Traps								
Dates Traps in Field	# of Releases During Trap Period	Male Sterile	Male Wild	Male Total	Female Sterile	Female Wild	Female Total	Non-ID Total
¹ Dec 26 – Jan 18	0	0	14	14	0	0	0	0
² Jan 18 – Jan 30	0	0	71	71	0	0	0	0
³ Jan 30 – Feb 13	0	0	28	28	0	2	2	0
⁴ Feb 13 – Feb 27	0	0	172	172	0	1	1	0
Feb 27 – Mar 5	0	0	68	68	0	2	2	1
Mar 5 – Mar 12	0	0	355	355	0	13	13	0
Mar 12 – Mar 18	0	0	422	422	0	36	36	0
Mar 18 – Mar 26	0	0	823	823	0	321	321	2
Mar 26 – Apr 2	0	0	283	283	0	39	39	0
Apr 2 – Apr 9	0	0	167	167	0	92	92	0
Apr 9 – Apr 16	0	0	1587	1587	0	328	328	4
Apr 16 – Apr 23	0	0	1601	1601	0	477	477	11
Apr 23 – Apr 30	0	0	375	375	0	70	70	0
Apr 30 – May 7	0	0	103	103	0	51	51	0
May 7 – May 14	0	0	414	414	0	82	82	1
⁵ May 14 -								
¹ No traps were serviced in Zone 6 during the weeks of January 5 and January 12 due to excessive rain and muddy conditions preventing access								
² No traps were serviced in Zone 6 during the week of January 26 due to excessive rain and muddy conditions preventing access								
³ No traps were serviced in Zone 6 during the week of February 9 due to excessive rain and muddy conditions preventing access								
⁴ No traps were serviced in Zone 6 during the week of February 23 due to excessive rain and muddy conditions preventing access								
⁵ No traps were serviced in Zone 6 during the week of May 24 due to pesticide applications on site								

Zone 6 - Pistachio Orchard - Phoromone/PPO Baited Traps

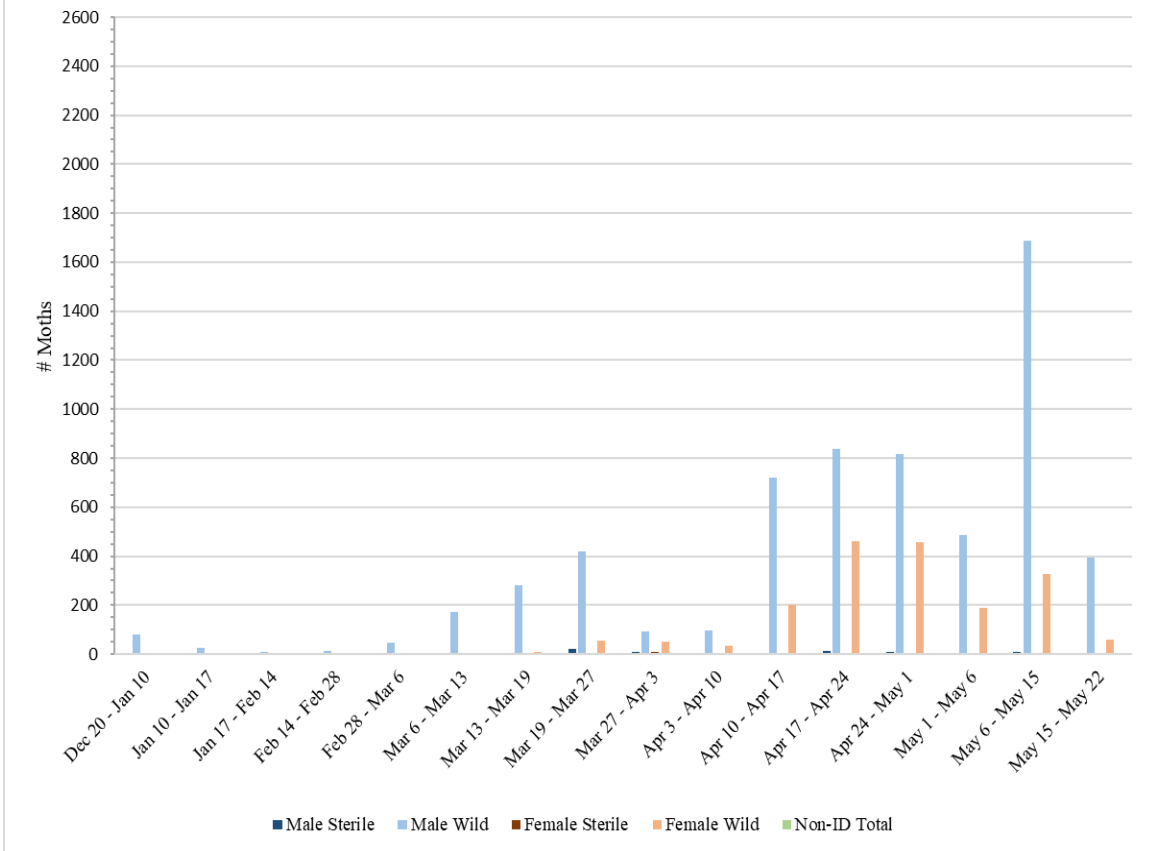


Zone 7 – Almond Orchard

A total of **36** pheromone/PPO lure-baited traps were collected from Zone 7 on Wednesday, May 22.

Zone 7 - Almond								
Pheromone/PPO Lure Baited Traps								
Dates Traps in Field	# of Releases During Trap Period	Male Sterile	Male Wild	Male Total	Female Sterile	Female Wild	Female Total	Non-ID Total
¹ Dec 20 – Jan 10	0	0	81	81	0	0	0	0
Jan 10 – Jan 17	0	0	24	24	0	1	1	0
² Jan 17 – Feb 14	0	0	8	8	0	0	0	0
³ Feb 14 – Feb 28	0	0	14	14	0	0	0	0
Feb 28 – Mar 6	0	0	46	46	0	0	0	0
Mar 6 – Mar 13	0	0	173	173	0	0	0	0
Mar 13 – Mar 19	0	0	280	280	0	10	10	0
Mar 19 – Mar 27	3	23	419	442	3	53	56	0
Mar 27 – Apr 3	3	11	93	104	7	51	58	0
Apr 3 – Apr 10	6	3	98	101	5	34	39	0
Apr 10 – Apr 17	8	3	719	722	0	203	203	1
Apr 17 – Apr 24	8	12	837	849	0	461	461	2
Apr 24 – May 1	8	10	817	827	1	455	456	2
May 1 – May 6	6	2	487	489	0	190	190	1
May 6 – May 15	9	8	1689	1697	3	327	330	6
May 15 – May 22	7	1	395	396	0	60	60	2
¹ No traps were serviced in Zone 7 during the weeks of December 29 and January 5 due to excessive rain and muddy conditions preventing access								
² No traps were serviced in Zone 7 during the weeks of January 26 and February 9 due to excessive rain and muddy conditions preventing access; No traps were serviced in Zone 7 during the week of February 2 due to pesticide applications on site								
³ No traps were serviced in Zone 7 during the week of February 23 due to excessive rain and muddy conditions preventing access								

Zone 7 - Almond Orchard - Pheromone/PPO Baited Traps

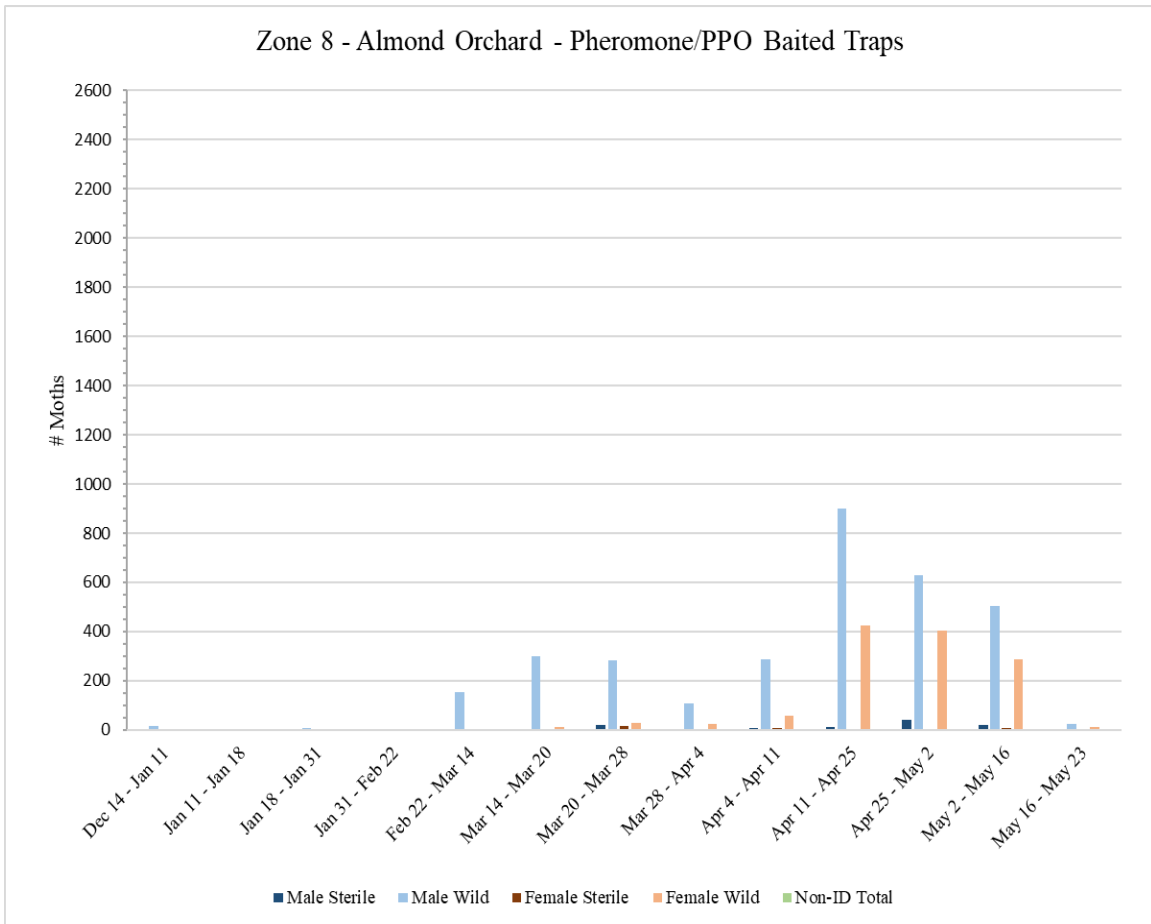


Zone 8 – Almond Orchard

A total of **36** pheromone/PPO lure-baited traps were collected from Zone 8 on Thursday, May 23.

Zone 8 - Almond								
Pheromone/PPO Lure Baited Traps								
Dates Traps in Field	# of Releases During Trap Period	Male Sterile	Male Wild	Male Total	Female Sterile	Female Wild	Female Total	Non-ID Total
¹ Dec 14 – Jan 11	0	0	16	16	0	0	0	0
Jan 11 – Jan 18	0	0	3	3	0	0	0	0
² Jan 18 – Jan 31	0	0	6	6	0	0	0	0
³ Jan 31 – Feb 22	0	0	2	2	0	0	0	0
⁴ Feb 22 – Mar 14	0	0	153	153	0	1	1	0
Mar 14 – Mar 20	0	0	299	299	0	11	11	0
Mar 20 – Mar 28	3	22	281	303	17	27	44	1
Mar 28 – Apr 4	3	5	108	113	3	23	26	0
Apr 4 – Apr 11	6	7	286	293	8	59	67	0
⁵ Apr 11 – Apr 25	15	12	901	913	1	426	427	5
Apr 25 – May 2	8	40	631	671	5	404	409	0
⁶ May 2 – May 16	14	20	506	526	7	289	296	0
May 16 – May 23	7	1	24	25	1	14	15	0
¹ No traps were serviced in Zone 8 during the weeks of December 22, December 29, and January 5 due to excessive rain and muddy conditions preventing access								
² No traps were serviced in Zone 8 during the week of January 26 due to excessive rain and muddy conditions preventing access								
³ No traps were serviced in Zone 8 during the weeks of February 9 and February 16 due to excessive rain and muddy conditions preventing access								
⁴ No traps were serviced in Zone 8 during the week of March 1 due to pesticide applications on site; No traps were serviced in Zone 8 during the week of March 8 due to excessive rain and muddy conditions preventing access								
⁵ No traps were serviced in Zone 8 during the week of April 19 due to pesticide applications on site								
⁶ No traps were serviced in Zone 8 during the week of May 10 due to pesticide applications on site								

Zone 8 - Almond Orchard - Pheromone/PPO Baited Traps



Zone 9 – Almond Orchard

A total of **34** pheromone/PPO lure-baited traps were placed in Zone 9 on Monday, May 20.

Zone 9 - Almond								
Pheromone/PPO Lure Baited Traps								
Dates Traps in Field	# of Releases During Trap Period	Male Sterile	Male Wild	Male Total	Female Sterile	Female Wild	Female Total	Non-ID Total
May 20 -								

IV. NOW Degree Days

NOW Degree days begin to accumulate when ambient temperatures remain between the lower threshold of 55° F and the upper threshold of 93.9° F. Using data from weather stations nearest to the trap sites, courtesy of the UC IPM website - https://ipm.ucanr.edu/PHENOLOGY/ma-navel_orangeworm.html, the chart below shows daily and total accumulated degree days since January 1, 2024. The model uses a double triangle and vertical cutoff method of calculating degree days.

Weather Station Location: Five Points, Fresno

Date	Air Temperatures (°F)		Degree Days	
	Min	Max	Daily	Accumulated
1/1/2024	43	57	0.15	0.15
1/2/2024	44	53	0.00	0.15
1/3/2024	42	58	0.25	0.40
1/4/2024	37	54	0.00	0.40
1/5/2024	37	56	0.02	0.42
1/6/2024	34	50	0.00	0.42
1/7/2024	33	52	0.00	0.42
1/8/2024	29	53	0.00	0.42
1/9/2024	28	56	0.04	0.46
1/10/2024	47	59	0.48	0.93
1/11/2024	31	54	0.00	0.93
1/12/2024	26	54	0.00	0.93
1/13/2024	34	51	0.00	0.93
1/14/2024	40	62	1.32	2.26
1/15/2024	46	56	0.05	2.30
1/16/2024	45	51	0.00	2.30
1/17/2024	37	57	0.10	2.41
1/18/2024	38	59	0.46	2.86
1/19/2024	44	62	1.91	4.77
1/20/2024	52	64	2.44	7.21
1/21/2024	37	56	0.05	7.26
1/22/2024	49	60	1.09	8.34
1/23/2024	48	62	1.75	10.09
1/24/2024	48	57	0.18	10.28
1/25/2024	43	62	1.20	11.48
1/26/2024	40	63	1.50	12.97
1/27/2024	43	62	1.26	14.23
1/28/2024	42	68	3.19	17.42
1/29/2024	41	73	4.85	22.27
1/30/2024	38	61	1.29	23.56
1/31/2024	51	71	5.87	29.42
2/1/2024	47	62	1.50	30.92
2/2/2024	44	60	0.69	31.61
2/3/2024	39	55	0.00	31.61
2/4/2024	47	59	0.62	32.23
2/5/2024	45	63	1.78	34.01
2/6/2024	45	58	0.31	34.31
2/7/2024	41	56	0.03	34.34
2/8/2024	39	53	0.00	34.34
2/9/2024	35	55	0.00	34.34

Date	Air Temperatures (°F)		Degree Days	
	Min	Max	Daily	Accumulated
2/10/2024	36	56	0.02	34.37
2/11/2024	31	61	0.63	35.00
2/12/2024	34	62	0.91	35.91
2/13/2024	36	63	1.26	37.17
2/14/2024	39	65	2.15	39.32
2/15/2024	44	60	0.76	40.08
2/16/2024	43	62	1.52	41.60
2/17/2024	48	61	1.38	42.98
2/18/2024	48	67	4.01	46.99
2/19/2024	50	67	3.92	50.91
2/20/2024	47	66	2.76	53.67
2/21/2024	40	65	2.04	55.71
2/22/2024	41	65	2.13	57.84
2/23/2024	42	64	1.84	59.68
2/24/2024	42	71	4.27	63.95
2/25/2024	40	72	4.84	68.79
2/26/2024	44	61	1.06	69.85
2/27/2024	44	62	1.19	71.04
2/28/2024	38	69	3.33	74.37
2/29/2024	41	66	2.59	76.95
3/1/2024	44	66	3.06	80.01
3/2/2024	48	56	0.05	80.06
3/3/2024	43	60	0.65	80.71
3/4/2024	38	60	0.73	81.44
3/5/2024	46	66	2.83	84.27
3/6/2024	43	66	2.91	87.18
3/7/2024	47	63	1.67	88.84
3/8/2024	39	67	2.67	91.51
3/9/2024	41	68	3.40	94.92
3/10/2024	45	68	3.46	98.38
3/11/2024	42	68	3.74	102.12
3/12/2024	48	67	3.33	105.45
3/13/2024	42	65	2.09	107.54
3/14/2024	40	68	3.13	110.67
3/15/2024	42	70	3.71	114.38
3/16/2024	37	73	4.86	119.25
3/17/2024	42	74	5.64	124.89
3/18/2024	42	77	7.36	132.25
3/19/2024	46	79	8.73	140.98
3/20/2024	46	79	8.73	149.70
3/21/2024	46	74	6.69	156.40
3/22/2024	48	79	8.65	165.04
3/23/2024	43	64	1.81	166.85
3/24/2024	40	62	1.07	167.92
3/25/2024	38	67	2.48	170.40
3/26/2024	38	68	2.92	173.32
3/27/2024	40	73	6.14	179.45
3/28/2024	51	65	3.10	182.56
3/29/2024	46	63	1.83	184.39
3/30/2024	45	64	2.03	186.42
3/31/2024	43	66	2.69	189.11

Date	Air Temperatures (°F)		Degree Days	
	Min	Max	Daily	Accumulated
4/1/2024	44	73	5.59	194.69
4/2/2024	44	77	7.57	202.26
4/3/2024	46	81	9.52	211.79
4/4/2024	45	59	0.48	212.26
4/5/2024	38	56	0.02	212.29
4/6/2024	32	63	1.24	213.53
4/7/2024	41	65	2.00	215.53
4/8/2024	39	70	3.75	219.29
4/9/2024	41	77	7.14	226.43
4/10/2024	45	82	10.29	236.71
4/11/2024	48	86	13.39	250.10
4/12/2024	52	82	10.75	260.85
4/13/2024	43	64	1.93	262.78
4/14/2024	43	61	1.03	263.81
4/15/2024	44	67	3.28	267.09
4/16/2024	46	74	8.47	275.56
4/17/2024	57	81	12.83	288.39
4/18/2024	52	85	14.32	302.71
4/19/2024	55	83	13.13	315.83
4/20/2024	51	86	13.19	329.02
4/21/2024	48	86	13.60	342.62
4/22/2024	53	89	15.63	358.26
4/23/2024	51	77	8.98	367.23
4/24/2024	49	71	5.58	372.81
4/25/2024	47	77	8.51	381.32
4/26/2024	50	75	7.13	388.45
4/27/2024	43	76	7.02	395.46
4/28/2024	46	80	8.94	404.40
4/29/2024	44	80	8.80	413.20
4/30/2024	45	81	9.98	423.18
5/1/2024	49	80	9.26	432.44
5/2/2024	43	83	10.66	443.11
5/3/2024	49	84	11.14	454.24
5/4/2024	43	68	3.10	457.34
5/5/2024	38	66	2.24	459.58
5/6/2024	40	72	4.84	464.42
5/7/2024	44	77	7.99	472.41
5/8/2024	49	79	8.91	481.32
5/9/2024	44	87	12.87	494.20
5/10/2024	50	91	16.43	510.63
5/11/2024	53	93	18.28	528.91
5/12/2024	54	95	18.23	547.14
5/13/2024	53	91	17.05	564.19
5/14/2024	53	92	18.28	582.47
5/15/2024	56	92	19.25	601.72
5/16/2024	57	93	19.03	620.74
5/17/2024	53	84	14.03	634.78
5/18/2024	55	89	16.31	651.09
5/19/2024	52	86	13.07	664.16
5/20/2024	46	85	12.59	676.75
5/21/2024	52	84	12.75	689.5

Date	Air Temperatures (°F)		Degree Days	
	Min	Max	Daily	Accumulated
5/22/2024	50	90	15.93	705.43
5/23/2024	53	85	13.11	718.55
5/24/2024	48	85	12.16	730.71

V. Quality Control

QC tests are performed on samples taken from each shipment of sterile NOW moths. These tests include: zero-hour mortality rates, zero-hour mating dissections, forty-eight-hour mating dissections, seven-day longevity monitoring, and crush tests. Throughout the span of a week, Monday through Sunday, the results of each test are averaged. Below are the QC results from samples of sterile NOW moths for Mag 1, primarily released over Zones 7 and 8, during the week of Monday, May 13, 2024 to Sunday, May 19, 2024:

- 1% of moths from samples found dead at zero hour
- 2% of moths from samples found to have mated at zero hour
- 71% of moths from samples found to have mated after forty-eight hours
- 81% of moths from samples remained alive after seven days in BioChamber
- 93% of moths from samples found to have distinct red dye markings