

Navel Orangeworm Pilot Project 2022 – Weekly Report

Weeks Ending – September 16 and September 23, 2022

California Department of Food & Agriculture
Plant Health and Pest Prevention Services
Integrated Pest Control Branch
5100 Douglas Avenue
Shafter, CA 93263
Phone: (661) 395-2914
Fax: (661) 399-1601

I. Project Updates

Navel Orangeworm Sterile Insect Technique

The Navel Orangeworm (NOW) Pilot Project (Project) utilizes NOW sterile insect technique (SIT) moths obtained from the United States Department of Agriculture (USDA) Phoenix, Arizona Rearing Facility. Quality Control (QC) tests are performed on every shipment of NOW SIT moths used for aerial releases.

Aerial releases for 2022 began on March 15, 2022, with one magazine of approximately 750,000 moths being released daily over Zones 1 and 3. A second magazine of approximately 750,000 moths began being released daily on May 28 over Zones 5 and 7 with regular releases being diverted to separate sites for research purposes.

From March 15 to April 4, aerial releases were conducted on the same day the magazines were received in California. Since April 6, aerial releases have been conducted the day after the magazines were received in California; meaning the magazines were kept overnight in cold-storage prior to being released the following morning. This change in the aerial release schedule was due to changes to the airline's flight schedule from Phoenix, AZ to Bakersfield, CA that the Program uses to ship magazines from the Phoenix Rearing Facility to the CDFA Shafter field office. This next-day aerial release schedule continued for the remainder of the season.

CDFA conducted ground releases in lieu of aerial releases when release aircrafts were unavailable due to maintenance or repairs. In 2022, ground releases were conducted during the month of June and were limited to one magazine released at one zone per day, along the north and west edges of the zone. Ground releases occurred only at Zones 1 and 3 during weekdays, alternating the zones each day. No ground releases were conducted on weekends due to staff shortages.

Listed below are any circumstances which prevented or altered regular aerial releases in 2022:

- Saturday, March 19: No aerial release conducted due to severe weather conditions; magazine held an extra night in the cold room to be released the following day
- Sunday, March 20: Double release; today's magazine and magazine from previous day released
- Tuesday, March 22: Shipment of moths not transferred through airlines; this shipment was transferred next day
- Wednesday, March 23: Double release; today's magazine and magazine from previous day released
- Monday, March 28: No aerial release conducted due to severe weather conditions; magazine held an extra night in the cold room to be released the following day
- Tuesday, March 29: Double release; today's magazine and magazine from previous day released

- Tuesday, April 5: No aerial release conducted due to release schedule change from same-day release to next-day release
- Saturday, April 23: Shipment of moths not transferred through airlines; this shipment was destroyed
- Sunday, April 24: No aerial release due to shipment of moths not being transferred through airlines
- Saturday, April 30: Shipment of moths not transferred through airlines; this shipment was held overnight in Phoenix and shipped on May 1
- Sunday, May 1: No aerial release due to shipment of moths not being transferred through airlines
- Monday, May 2: Both shipments from April 30 and May 1 released
- Saturday, May 14: Shipment destroyed at rearing facility due to issue with irradiation
- Sunday, May 15: No aerial release due to issue with irradiation
- Monday, May 30 – Wednesday, June 8: No aerial releases due to issues with release aircrafts
- Thursday, June 9 – Friday, June 10: Ground releases conducted due to ongoing issues with release aircrafts; ground release conducted at Zone 1 on June 9 and at Zone 3 on June 10
- Saturday, June 11 – Sunday, June 12: No releases conducted due to lack of personnel needed to operate ground release equipment
- Monday, June 13 – Friday, June 17: Ground releases conducted due to ongoing issues with release aircrafts; ground release conducted at Zone 1 on June 13, 15, and 17; and at Zone 3 on June 14 and 16
- Saturday, June 18 – Sunday, June 19: No releases conducted due to lack of personnel needed to operate ground release equipment
- Monday, June 20: Aerial release conducted for one magazine only; shipments not sent through airlines due to issue at rearing facility
- Tuesday, June 21: No releases due to shipment of moths not being transferred through airlines
- Saturday, June 25 – Monday, June 27: No releases due to issues with release machine
- Tuesday, June 28: Ground release conducted at Zone 1 due to ongoing issues with release machine
- Wednesday, June 29: No releases due to shipments of moths not being transferred through airlines
- Thursday, June 30: Single aerial release conducted over Zones 1 and 3
- Sunday, August 7: No shipments of moths transferred due to airline flight cancellations
- Monday, August 8: No releases due to airline flight cancellations
- Monday, August 15: No shipments of moths transferred due to airline flight cancellations
- Tuesday, August 16: No releases due to airline flight cancellations
- Sunday, August 21: No shipments of moths transferred due to airline flight cancellations

- Monday, August 22: No releases due to airline flight cancellations
- Tuesday, August 23: No releases due to issues with cold room where moths are stored
- Sunday, August 28: No shipments of moths transferred due to airline flight cancellations
- Monday, August 29: No releases due to airline flight cancellations
- Sunday, September 4: No shipments of moths transferred due to airline flight cancellations
- Monday, September 5: No shipments of moths transferred due to airline flight cancellations; No releases due to airline flight cancellations
- Tuesday, September 6: No releases due to airline flight cancellations

Navel Orangeworm Trapping

The NOW trapping program began May 5, 2020, with an Area Wide Project site that included a total of four orchards in Fresno County: two 640-acre almond orchards and two 640-acre pistachio orchards. On May 17, 2021, the Area Wide Project site expanded to include four additional orchards in Fresno County: one 640-acre almond orchard, one 640-acre pistachio orchard, one 160-acre almond orchard, and one 160-acre pistachio orchard. All eight orchards, designated as Zones 1 through 8, were serviced on a weekly basis.

Listed below are any circumstances which prevented regular servicing in 2022:

- Week of January 7: No traps were serviced due to severe weather on site
- Week of January 14: No traps were serviced in Zones 1 – 4 due to staffing issues
- Week of February 25: No traps were serviced in Zone 1 due to pesticide applications on site
- Week of March 4: No traps were serviced in Zone 2 due to pesticide applications on site
- Week of March 11: Only 26 of the 72 traps were serviced in Zone 2 due to pesticide applications on site
- Week of April 1: Only Zones 3 and 4 were serviced this week due to severe weather on site
- Week of April 22: No traps were serviced in Zone 2 due to pesticide applications on site
- Week of May 20: No traps were serviced in Zone 4 due to pesticide applications on site
- Week of May 27: No traps were serviced in Zone 2 due to pesticide applications on site
- Week of June 10: No traps were serviced in Zone 4 due to staffing issues
- Week of July 15: No traps were serviced in Zone 4 due to pesticide applications on site
- Week of July 29: No traps were serviced in Zones 2 and 7 due to pesticide applications on site
- Week of August 5: No traps were serviced in Zone 3 due to pesticide applications on site
- Week of August 12: No traps were serviced in Zone 5 due to pesticide applications on site
- Week of September 2: No traps were serviced in Zones 6 and 8 due to staffing issues

- Week of September 23: No traps were serviced in Zones 2, 3, and 4 due to severe weather on site

II. Project Design

The NOW Area Wide Project site includes eight orchards located in Fresno County, identified as Zones 1 through 8. Listed below is information related to each orchard:

Zone #	Crop Type	Acres	Aerial SIT Release/Non-Release	Date Added to Area Wide Project
Zone 1	Pistachio	640	Release	May 5, 2020
Zone 2	Pistachio	640	Non-Release	May 5, 2020
Zone 3	Almond	640	Release	May 5, 2020
Zone 4	Almond	640	Non-Release	May 5, 2020
Zone 5	Pistachio	640	Release	May 17, 2021
Zone 6	Pistachio	160	Non-Release	May 17, 2021
Zone 7	Almond	640	Release	May 17, 2021
Zone 8	Almond	160	Non-Release	May 17, 2021

Each zone has a trap site ratio of approximately 1 trap site per 18 acres for a total of 36 trap sites for each 640-acre zone and 9 trap sites for each 160-acre zone. Trap sites include two traps: one trap baited with NOW pheromone/PPO lures and one trap baited with pistachio meal. All traps are serviced on a weekly basis. Servicing includes collecting trap bottoms and replacing with new trap bottoms. Bait/lure changes occur once a month, and trap tops are replaced as needed. Counts are performed on each trap collected to determine number of wild versus sterile captures and male versus female captures.

III. Trap Results for Weeks Ending on September 16, and September 23, 2022

Zone 1

Zone 1 is a pistachio orchard where aerial NOW SIT releases are conducted. A total of **72** traps were collected from Zone 1 on Monday, September 12, with **36** pistachio meal baited traps and **36** pheromone/PPO lure traps.

A total of **72** traps were collected from Zone 1 on Thursday, September 22, with **36** pistachio meal baited traps and **36** pheromone/PPO lure traps.

Zone 1 - Pistachio								
Pistachio Meal Baited Traps								
Dates Traps in Field	# of Releases During Trap Period	Male Sterile	Male Wild	Male Total	Female Sterile	Female Wild	Female Total	*Non-ID Total
¹ Dec 27 - Jan 19	0	0	1	1	0	1	1	0
Jan 19 - Jan 24	0	0	0	0	0	0	0	0
Jan 24 - Jan 31	0	0	0	0	0	0	0	0
Jan 31 - Feb 7	0	0	0	0	0	0	0	0
Feb 7 - Feb 14	0	0	54	54	0	191	191	0
² Feb 14 - Feb 28	0	0	13	13	0	245	245	0
Feb 28 - Mar 7	0	0	57	57	0	1028	1028	0
Mar 7 - Mar 14	0	0	99	99	0	950	950	16
Mar 14 - Mar 21	7	0	36	36	0	2070	2070	0
³ Mar 21 - Apr 4	15	1	72	73	16	2079	2095	11
Apr 4 - Apr 11	7	3	37	40	16	1495	1511	20
Apr 11 - Apr 18	8	0	63	63	2	414	416	38
Apr 18 - Apr 26	8	0	57	57	7	438	445	36
Apr 26 - May 2	6	0	6	6	0	276	276	264
May 2 - May 9	8	0	9	9	0	78	78	373
May 9 - May 16	7	1	33	34	2	155	157	23
May 16 - May 23	8	1	36	37	8	129	137	67
May 23 - May 31	7	0	7	7	1	17	18	13
May 31 - Jun 6	0	2	3	5	0	52	52	92
Jun 6 - Jun 13	2	1	2	3	3	208	211	428
Jun 13 - Jun 20	4	4	12	16	2	301	303	530
Jun 20 - Jun 27	4	1	9	10	7	905	912	115
Jun 27 - Jul 6	8	5	7	12	14	633	647	87
Jul 6 - Jul 11	6	1	6	7	90	496	586	72
Jul 11 - Jul 18	8	9	7	16	143	277	420	35
Jul 18 - Jul 25	8	13	18	31	0	2	2	0
Jul 25 - Aug 1	8	1	0	1	53	71	124	5
Aug 1 - Aug 8	7	5	45	50	262	28	290	0
Aug 8 - Aug 15	7	2	2	4	6	31	37	0
Aug 15 - Aug 22	6	0	0	0	0	4	4	0
Aug 22 - Aug 29	5	5	14	19	13	1	14	0
Aug 29 - Sep 6	6	5	46	51	15	21	36	0
Sep 6 - Sep 12	6	1	11	12	15	293	308	12
Sep 12 - Sep 22	11	5	65	70	4	117	121	0

*Non-ID counts are NOW moths unable to be sexed as male or female/or identified as sterile or wild due to missing or unrecognizable genitalia caused by predation while traps were in storage awaiting processing

¹18 of the 36 traps in field since Dec 20; 18 of the 36 traps in field since Dec 27

²Traps in field for two weeks

³Traps not serviced in Zone 1 during the week of Apr 1 due to severe weather on site

Zone 1 - Pistachio

Pheromone/PPO Lure Baited Traps

Dates Traps in Field	# of Releases During Trap Period	Male Sterile	Male Wild	Male Total	Female Sterile	Female Wild	Female Total	*Non-ID Total
¹ Dec 27 - Jan 19	0	0	15	15	0	0	0	0
Jan 19 - Jan 24	0	0	1	1	0	0	0	0
Jan 24 - Jan 31	0	0	3	3	0	0	0	0
Jan 31 - Feb 7	0	0	0	0	0	0	0	0
Feb 7 - Feb 14	0	0	139	139	0	4	4	0
² Feb 14 - Feb 28	0	0	52	52	0	12	12	1
Feb 28 - Mar 7	0	0	166	166	0	121	121	9
Mar 7 - Mar 14	0	0	297	297	0	48	48	2
Mar 14 - Mar 21	7	24	1772	1796	0	391	391	0
³ Mar 21 - Apr 4	15	44	1659	1703	16	803	819	4
Apr 4 - Apr 11	7	5	764	769	3	551	554	5
Apr 11 - Apr 18	8	3	866	869	2	120	122	0
Apr 18 - Apr 26	8	5	617	622	0	172	172	0
Apr 26 - May 2	6	5	199	204	0	134	134	7
May 2 - May 9	8	3	223	226	0	245	245	81
May 9 - May 16	7	4	202	206	0	64	64	11
May 16 - May 23	8	29	210	239	2	126	128	2
May 23 - May 31	7	0	12	12	0	7	7	65
May 31 - Jun 6	0	1	17	18	4	20	24	0
Jun 6 - Jun 13	2	9	300	309	2	178	180	82
Jun 13 - Jun 20	4	12	248	260	10	287	297	64
Jun 20 - Jun 27	4	8	637	645	0	788	788	6
Jun 27 - Jul 6	8	4	886	890	1	889	890	3
Jul 6 - Jul 11	6	375	1181	1556	5	249	254	3
Jul 11 - Jul 18	8	737	960	1697	10	454	464	0
Jul 18 - Jul 25	8	14	171	185	0	2	2	0
Jul 25 - Aug 1	8	7	540	547	3	432	435	4
Aug 1 - Aug 8	7	73	138	211	0	2	2	0
Aug 8 - Aug 15	7	78	171	249	0	1	1	0
Aug 15 - Aug 22	6	0	33	33	0	1	1	0
Aug 22 - Aug 29	5	1	74	75	0	1	1	0
Aug 29 - Sep 6	6	66	1280	1346	0	65	65	0
Sep 6 - Sep 12	6	40	817	857	19	697	716	34
Sep 12 - Sep 22	11	1	396	397	29	504	533	0

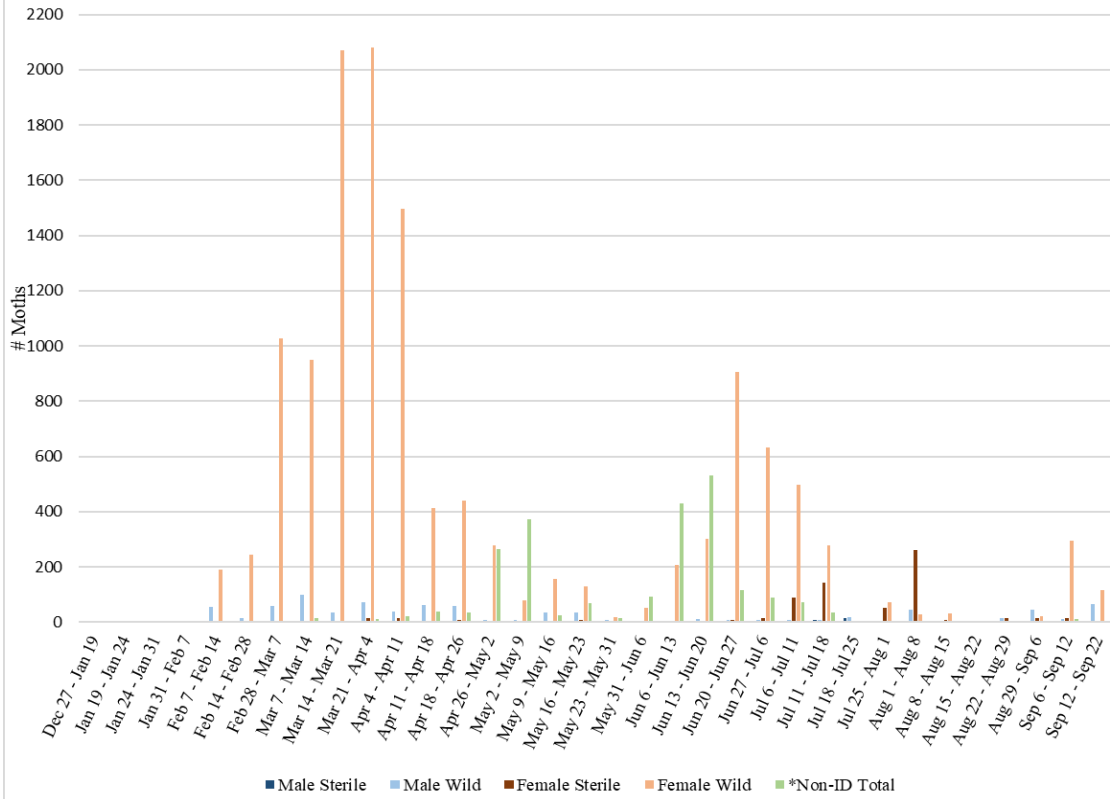
*Non-ID counts are NOW moths unable to be sexed as male or female/or identified as sterile or wild due to missing or unrecognizable genitalia caused by predation while traps were in storage awaiting processing

¹18 of the 36 traps in field since Dec 20; 18 of the 36 traps in field since Dec 27

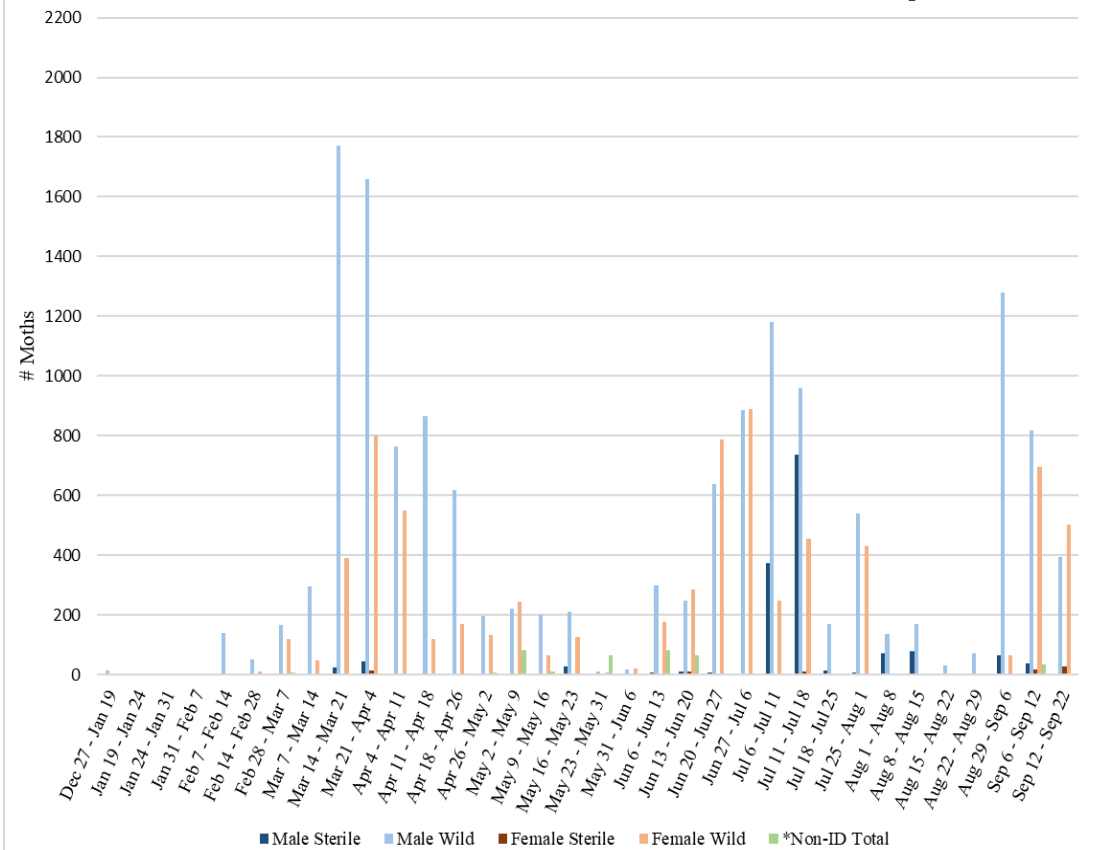
²Traps in field for two weeks

³Traps not serviced in Zone 1 during the week of Apr 1 due to severe weather on site

Zone 1 - Pistachio Orchard - Pistachio Meal Baited Traps



Zone 1 - Pistachio Orchard - Pheromone/PPO Lure Baited Traps



Zone 2

Zone 2 is a pistachio orchard where aerial NOW SIT releases are not conducted. A total of **72** traps were collected from Zone 2 on Tuesday, September 13, with **36** pistachio meal baited traps and **36** pheromone/PPO lure traps.

No traps were collected from Zone 2 during the week of September 23 due to severe weather on site.

Zone 2 - Pistachio								
Pistachio Meal Baited Traps								
Dates Traps in Field	# of Releases During Trap Period	Male Sterile	Male Wild	Male Total	Female Sterile	Female Wild	Female Total	*Non-ID Total
¹ Dec 21 - Jan 20	0	0	0	0	0	2	2	0
Jan 20 - Jan 25	0	0	0	0	0	0	0	0
Jan 25 - Feb 1	0	0	0	0	0	0	0	0
Feb 1 - Feb 8	0	0	0	0	0	0	0	0
Feb 8 - Feb 15	0	0	45	45	0	335	335	0
Feb 15 - Feb 22	0	0	49	49	0	360	360	19
² Feb 22 - Mar 11	0	0	61	61	0	318	318	0
³ Mar 11 - Mar 15	0	0	69	69	0	790	790	0
Mar 15 - Mar 22	0	0	73	73	0	1893	1893	9
⁴ Mar 22 - Apr 5	0	0	106	106	0	2033	2033	27
Apr 5 - Apr 12	0	0	138	138	0	1091	1091	98
⁵ Apr 12 - Apr 27	0	0	69	69	0	373	373	236
Apr 27 - May 3	0	0	38	38	0	442	442	370
May 3 - May 10	0	0	21	21	0	237	237	320
May 10 - May 18	0	0	39	39	0	345	345	434
⁶ May 18 - Jun 1	0	0	1	1	0	265	265	45
Jun 1 - Jun 7	0	0	4	4	0	189	189	365
Jun 7 - Jun 14	0	0	3	3	0	309	309	677
Jun 14 - Jun 22	0	1	89	90	0	336	336	211
Jun 22 - Jun 28	0	0	118	118	1	604	605	26
Jun 28 - Jul 7	0	0	13	13	0	500	500	50
Jul 7 - Jul 12	0	0	11	11	0	459	459	34
Jul 12 - Jul 19	0	0	28	28	0	160	160	11
⁷ Jul 19 - Aug 2	0	0	38	38	0	21	21	0
Aug 2 - Aug 9	0	0	32	32	0	12	12	3
Aug 9 - Aug 16	0	0	10	10	0	19	19	0
Aug 16 - Aug 24	0	0	2	2	0	15	15	0
Aug 24 - Aug 30	0	0	1	1	0	9	9	0
Aug 30 - Sep 7	0	1	8	9	0	52	52	0
Sep 7 – Sep 13	0	0	23	23	0	136	136	0
⁸ Sep 13 -								
*Non-ID counts are NOW moths unable to be sexed as male or female/or identified as sterile or wild due to missing or unrecognizable genitalia caused by predation while traps were in storage awaiting processing								
¹ Traps in field since 12/21								
² Only 13 of the 36 traps serviced this week due to pesticide applications on site								
³ 13 of the 36 traps in field since Mar 11; 23 of the 36 traps in field since Feb 22								
⁴ Traps not serviced in Zone 2 during the week of Apr 1 due to severe weather on site								
⁵ Traps not serviced in Zone 2 during the week of Apr 22 due to pesticide applications on site								
⁶ Traps not serviced in Zone 2 during the week of May 27 due to pesticide applications on site								

⁷Traps not serviced in Zone 2 during the week of Jul 29 due to pesticide applications on site

⁸Traps not serviced in Zone 2 during the week of Sep 23 due to severe weather on site

Zone 2 - Pistachio

Pheromone/PPO Lure Baited Traps

Dates Traps in Field	# of Releases During Trap Period	Male Sterile	Male Wild	Male Total	Female Sterile	Female Wild	Female Total	*Non-ID Total
¹ Dec 21 - Jan 20	0	0	9	9	0	0	0	0
Jan 20 - Jan 25	0	0	3	3	0	0	0	0
Jan 25 - Feb 1	0	0	8	8	0	0	0	0
Feb 1 - Feb 8	0	0	3	3	0	0	0	0
Feb 8 - Feb 15	0	0	49	49	0	7	7	0
Feb 15 - Feb 22	0	0	106	106	0	15	15	0
² Feb 22 - Mar 11	0	0	80	80	0	20	20	0
³ Mar 11 - Mar 15	0	0	351	351	0	103	103	0
Mar 15 - Mar 22	0	0	1781	1781	0	483	483	0
⁴ Mar 22 - Apr 5	0	0	1771	1771	0	1061	1061	0
Apr 5 - Apr 12	0	0	631	631	0	699	699	1
⁵ Apr 12 - Apr 27	0	0	791	791	0	282	282	91
Apr 27 - May 3	0	0	689	689	0	184	184	124
May 3 - May 10	0	3	867	870	3	430	433	248
May 10 - May 18	0	0	569	569	0	372	372	250
⁶ May 18 - Jun 1	0	0	1268	1268	0	314	314	9
Jun 1 - Jun 7	0	0	77	77	0	116	116	19
Jun 7 - Jun 14	0	0	660	660	0	393	393	307
Jun 14 - Jun 22	0	0	1277	1277	1	639	640	32
Jun 22 - Jun 28	0	3	1150	1153	0	705	705	6
Jun 28 - Jul 7	0	0	800	800	0	416	416	4
Jul 7 - Jul 12	0	6	2806	2812	0	280	280	8
Jul 12 - Jul 19	0	12	1965	1977	5	457	462	22
⁷ Jul 19 - Aug 2	0	0	116	116	0	0	0	0
Aug 2 - Aug 9	0	56	940	996	1	175	176	0
Aug 9 - Aug 16	0	1	309	310	0	13	13	0
Aug 16 - Aug 24	0	12	233	245	0	11	11	0
Aug 24 - Aug 30	0	0	35	35	0	0	0	0
Aug 30 - Sep 7	0	7	2581	2588	0	30	30	0
Sep 7 – Sep 13	0	0	1700	1700	0	1197	1197	0
⁸ Sep 13 -								

*Non-ID counts are NOW moths unable to be sexed as male or female/or identified as sterile or wild due to missing or unrecognizable genitalia caused by predation while traps were in storage awaiting processing

¹Traps in field since 12/21

²Only 13 of the 36 traps serviced this week due to pesticide applications on site

³13 of the 36 traps in field since Mar 11; 23 of the 36 traps in field since Feb 22

⁴Traps not serviced in Zone 2 during the week of Apr 1 due to severe weather on site

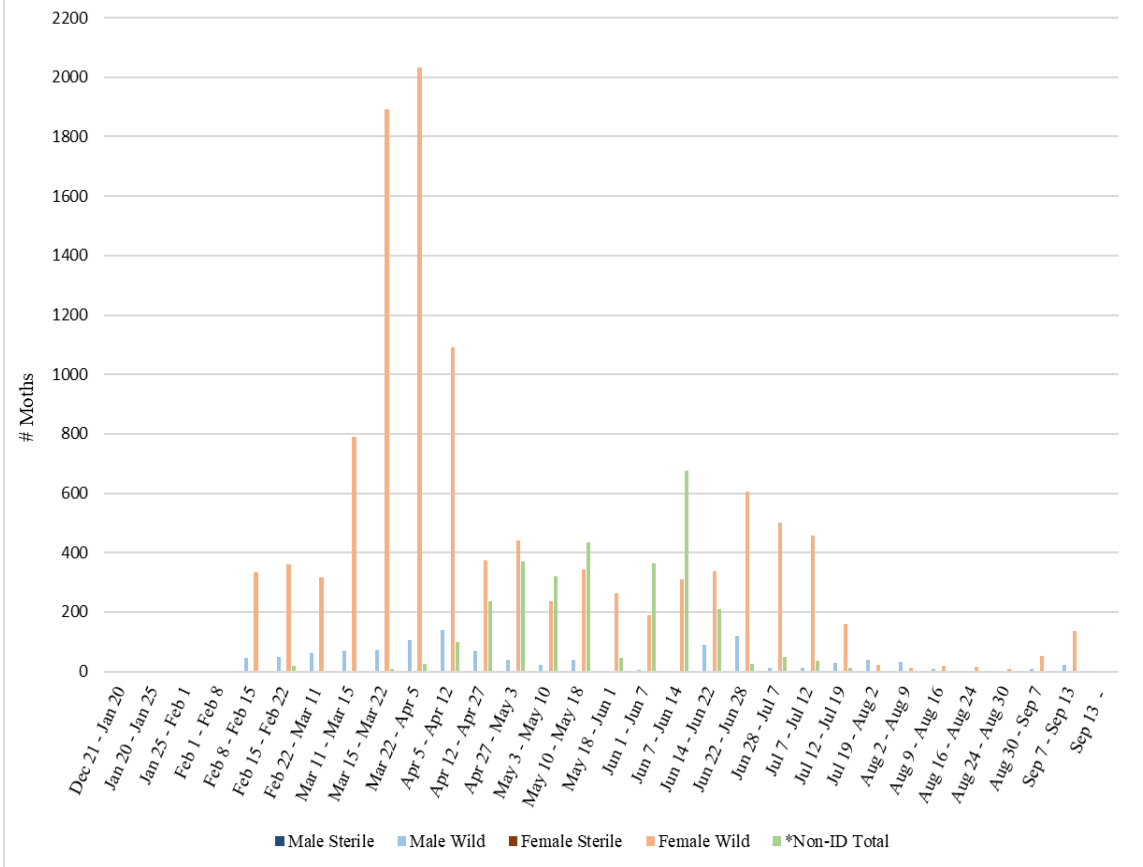
⁵Traps not serviced in Zone 2 during the week of Apr 22 due to pesticide applications on site

⁶Traps not serviced in Zone 2 during the week of May 27 due to pesticide applications on site

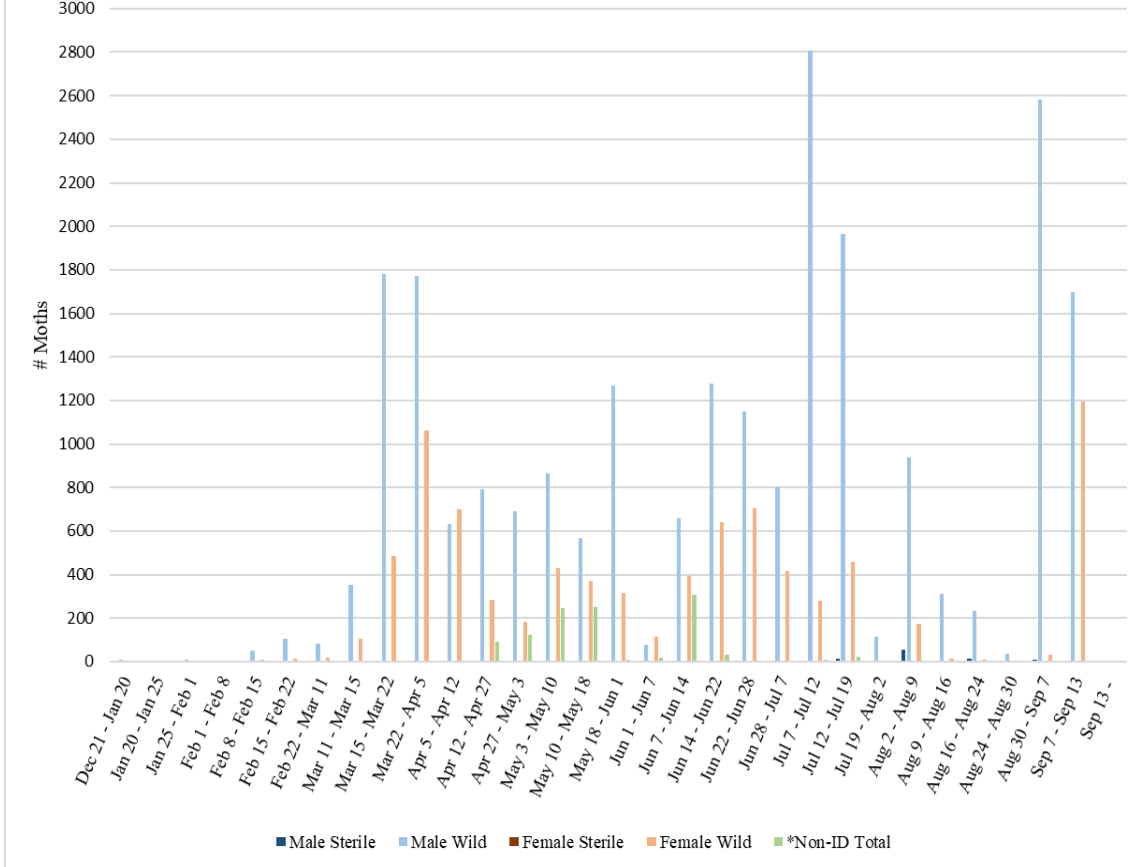
⁷Traps not serviced in Zone 2 during the week of Jul 29 due to pesticide applications on site

⁸Traps not serviced in Zone 2 during the week of Sep 23 due to severe weather on site

Zone 2 - Pistachio Orchard - Pistachio Meal Baited Traps



Zone 2 - Pistachio Orchard - Pheromone/PPO Lure Baited Traps



Zone 3

Zone 3 is an almond orchard where aerial NOW SIT releases are conducted. A total of **72** traps were collected from Zone 3 on Wednesday, September 14, with **36** pistachio meal baited traps and **36** pheromone/PPO lure traps.

No traps were collected from Zone 3 during the week of September 23 due to severe weather on site.

Zone 3 - Almond								
Pistachio Meal Baited Traps								
Dates Traps in Field	# of Releases During Trap Period	Male Sterile	Male Wild	Male Total	Female Sterile	Female Wild	Female Total	*Non-ID Total
¹ Dec 22 - Jan 21	0	0	0	0	0	0	0	0
Jan 21 - Jan 26	0	0	0	0	0	0	0	0
Jan 26 - Feb 2	0	0	0	0	0	0	0	0
Feb 2 - Feb 9	0	0	0	0	0	0	0	0
Feb 9 - Feb 16	0	0	0	0	0	0	0	0
Feb 16 - Feb 23	0	0	0	0	0	0	0	0
Feb 23 - Mar 2	0	0	1	1	0	0	0	0
Mar 2 - Mar 9	0	0	0	0	0	3	3	0
Mar 9 - Mar 16	2	0	4	4	0	9	9	0
Mar 16 - Mar 23	8	0	0	0	0	24	24	0
Mar 23 - Mar 30	9	0	5	5	0	45	45	0
Mar 30 - Apr 6	7	0	0	0	0	39	39	0
Apr 6 - Apr 13	8	0	2	2	0	52	52	0
Apr 13 - Apr 19	7	0	0	0	0	59	59	0
Apr 19 - Apr 25	6	1	1	2	2	34	36	0
Apr 25 - May 4	9	0	1	1	4	84	88	0
May 4 - May 11	8	0	6	6	0	6	6	2
May 11 - May 17	6	0	0	0	1	17	18	1
May 17 - May 25	9	0	7	7	0	17	17	8
May 25 - Jun 2	5	5	3	8	6	14	20	12
Jun 2 - Jun 8	0	3	1	4	2	29	31	8
Jun 8 - Jun 15	2	4	11	15	6	87	93	16
Jun 15 - Jun 22	3	1	13	14	5	62	67	2
Jun 22 - Jun 29	3	0	5	5	4	55	59	0
Jun 29 - Jul 5	6	0	0	0	1	14	15	0
Jul 5 - Jul 13	9	4	4	8	13	58	71	0
Jul 13 - Jul 20	8	2	3	5	4	12	16	0
Jul 20 - Jul 26	7	0	0	0	0	0	0	0
² Jul 26 - Aug 10	15	2	13	15	0	3	3	0
Aug 10 - Aug 17	7	1	6	7	1	29	30	0
Aug 17 - Aug 23	5	0	2	2	0	11	11	0
Aug 23 - Aug 31	7	0	2	2	1	4	5	0
Aug 31 - Sep 8	7	0	6	6	8	0	8	0
Sep 8 – Sep 14	7	1	0	1	11	17	28	0
³ Sep 14 -								
*Non-ID counts are NOW moths unable to be sexed as male or female/or identified as sterile or wild due to missing or unrecognizable genitalia caused by predation while traps were in storage awaiting processing								
¹ Traps in field since 12/22								
² Traps not serviced in Zone 3 during the week of Aug 5 due to pesticide applications on site								

³Traps not serviced in Zone 3 during the week of Sep 23 due to severe weather on site

Zone 3 – Almond

Pheromone/PPO Lure Baited Traps

Dates Traps in Field	# of Releases During Trap Period	Male Sterile	Male Wild	Male Total	Female Sterile	Female Wild	Female Total	*Non-ID Total
¹ Dec 22 - Jan 21	0	0	0	0	0	0	0	1
Jan 21 - Jan 26	0	0	1	1	0	0	0	0
Jan 26 - Feb 2	0	0	0	0	0	0	0	0
Feb 2 - Feb 9	0	0	0	0	0	0	0	0
Feb 9 - Feb 16	0	0	6	6	0	0	0	0
Feb 16 - Feb 23	0	0	24	24	0	2	2	1
Feb 23 - Mar 2	0	0	7	7	0	0	0	0
Mar 2 - Mar 9	0	0	23	23	0	3	3	1
Mar 9 - Mar 16	2	0	46	46	0	40	40	0
Mar 16 - Mar 23	8	1	96	97	0	94	94	0
Mar 23 - Mar 30	9	1	45	46	0	182	182	0
Mar 30 - Apr 6	7	1	82	83	0	113	113	0
Apr 6 - Apr 13	8	1	113	114	0	171	171	0
Apr 13 - Apr 19	7	0	139	139	0	142	142	0
Apr 19 - Apr 25	6	10	243	253	1	134	135	0
Apr 25 - May 4	9	22	325	347	1	435	436	1
May 4 - May 11	8	11	30	41	0	25	25	3
May 11 - May 17	6	4	31	35	0	14	14	2
May 17 - May 25	9	14	192	206	1	112	113	4
May 25 - Jun 2	5	14	56	70	2	73	75	85
Jun 2 - Jun 8	0	6	76	82	1	100	101	1
Jun 8 - Jun 15	2	5	108	113	8	268	276	3
Jun 15 - Jun 22	3	8	144	152	14	274	288	8
Jun 22 - Jun 29	3	14	471	485	2	517	519	4
Jun 29 - Jul 5	6	2	207	209	0	156	156	0
Jul 5 - Jul 13	9	122	169	291	0	60	60	2
Jul 13 - Jul 20	8	56	60	116	4	44	48	0
Jul 20 - Jul 26	7	1	5	6	0	0	0	0
² Jul 26 - Aug 10	15	0	23	23	0	0	0	0
Aug 10 - Aug 17	7	2	252	254	0	0	0	0
Aug 17 - Aug 23	5	1	118	119	0	4	4	0
Aug 23 - Aug 31	7	5	327	332	0	126	126	0
Aug 31 - Sep 8	7	0	80	80	13	53	66	0
Sep 8 – Sep 14	7	10	67	77	11	97	108	21
³ Sep 14 -								

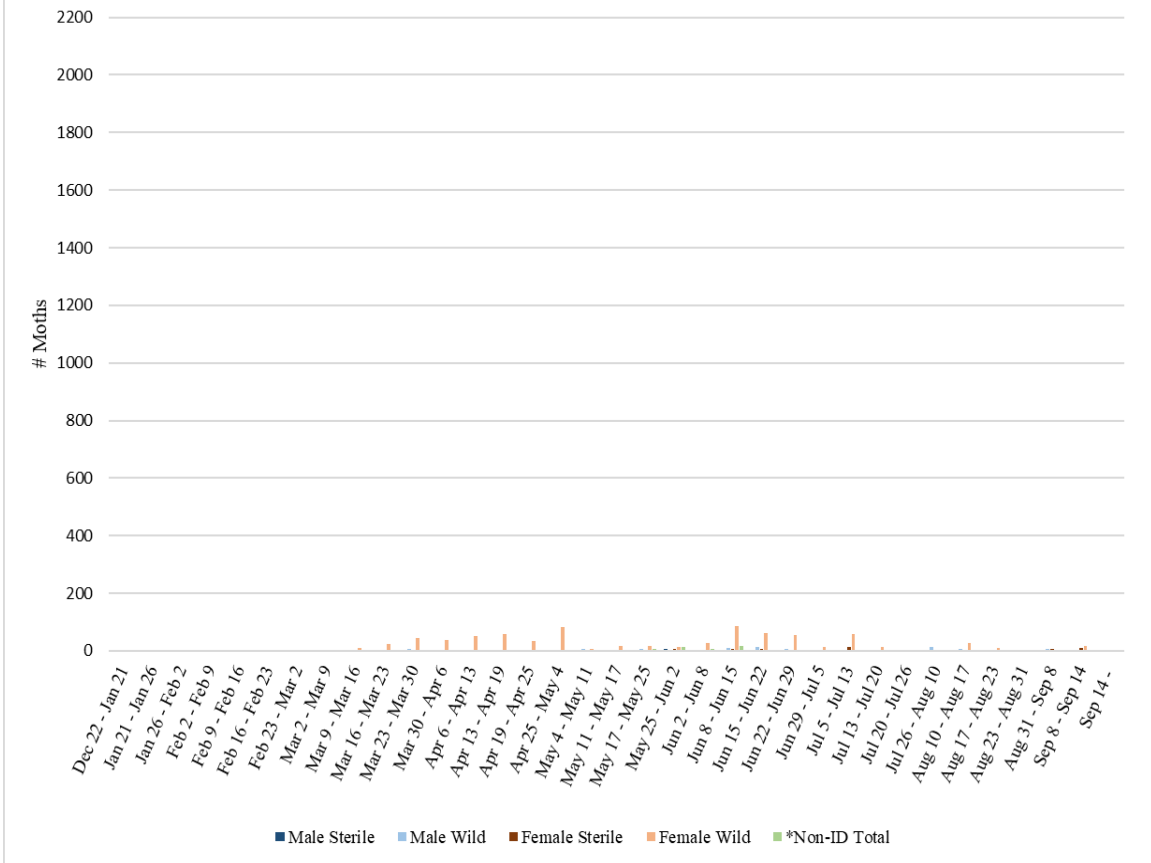
*Non-ID counts are NOW moths unable to be sexed as male or female/or identified as sterile or wild due to missing or unrecognizable genitalia caused by predation while traps were in storage awaiting processing

¹Traps in field since 12/22

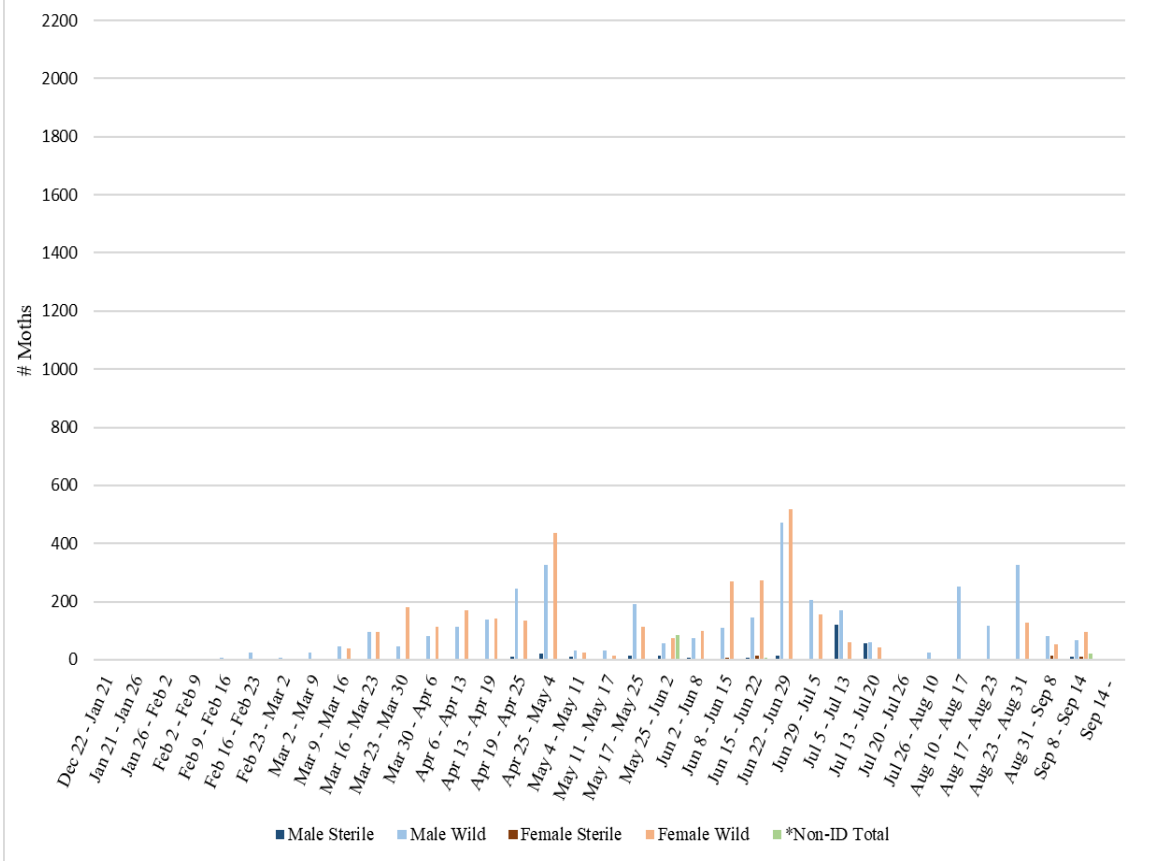
²Traps not serviced in Zone 3 during the week of Aug 5 due to pesticide applications on site

³Traps not serviced in Zone 3 during the week of Sep 23 due to severe weather on site

Zone 3 - Almond Orchard - Pistachio Meal Baited Traps



Zone 3 - Almond Orchard - Pheromone/PPO Lure Baited Traps



Zone 4

Zone 4 is an almond orchard where aerial NOW SIT releases are not conducted. A total of **72** traps were collected from Zone 4 on Thursday, September 15, with **36** pistachio meal baited traps and **36** pheromone/PPO lure traps.

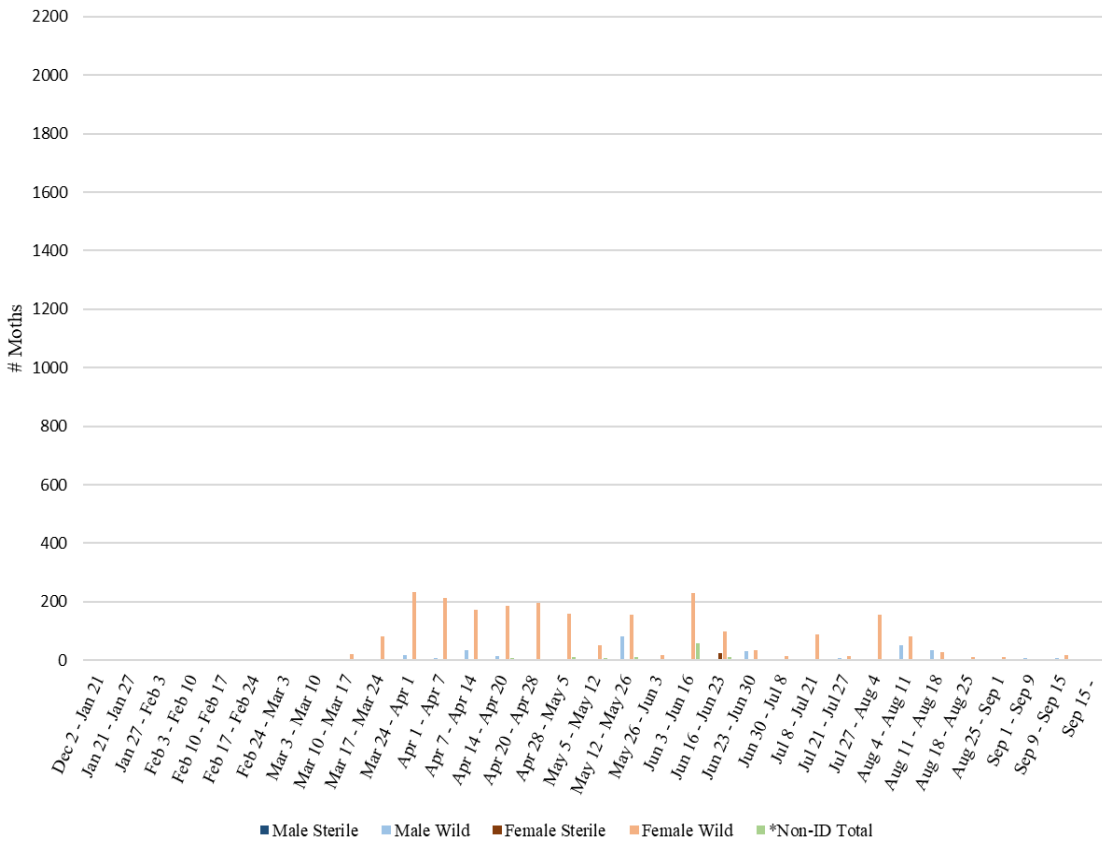
No traps were collected from Zone 4 during the week of September 23 due to severe weather on site.

Zone 4 - Almond								
Pistachio Meal Baited Traps								
Dates Traps in Field	# of Releases During Trap Period	Male Sterile	Male Wild	Male Total	Female Sterile	Female Wild	Female Total	*Non-ID Total
¹ Dec 2 - Jan 21	0	0	0	0	0	0	0	0
Jan 21 - Jan 27	0	0	0	0	0	0	0	0
Jan 27 - Feb 3	0	0	0	0	0	0	0	0
Feb 3 - Feb 10	0	0	0	0	0	0	0	0
Feb 10 - Feb 17	0	0	0	0	0	0	0	0
Feb 17 - Feb 24	0	0	0	0	0	2	2	0
Feb 24 - Mar 3	0	0	0	0	0	1	1	0
Mar 3 - Mar 10	0	0	4	4	0	5	5	0
Mar 10 - Mar 17	0	0	5	5	0	21	21	0
Mar 17 - Mar 24	0	0	3	3	0	81	81	0
Mar 24 - Apr 1	0	0	17	17	0	232	232	0
Apr 1 - Apr 7	0	0	7	7	0	213	213	0
Apr 7 - Apr 14	0	0	35	35	0	172	172	0
Apr 14 - Apr 20	0	0	14	14	0	187	187	7
Apr 20 - Apr 28	0	0	0	0	0	197	197	0
Apr 28 - May 5	0	0	4	4	0	159	159	11
May 5 - May 12	0	0	3	3	0	52	52	6
² May 12 - May 26	0	0	83	83	0	157	157	11
May 26 - Jun 3	0	3	4	7	2	16	18	1
³ Jun 3 - Jun 16	0	1	1	2	1	229	230	57
Jun 16 - Jun 23	0	0	5	5	24	97	121	11
Jun 23 - Jun 30	0	2	31	33	0	34	34	1
Jun 30 - Jul 8	0	0	0	0	0	15	15	1
⁴ Jul 8 - Jul 21	0	0	0	0	0	89	89	3
Jul 21 - Jul 27	0	0	7	7	0	15	15	0
Jul 27 - Aug 4	0	0	4	4	0	155	155	3
Aug 4 - Aug 11	0	0	51	51	0	81	81	0
Aug 11 - Aug 18	0	0	36	36	1	28	29	0
Aug 18 - Aug 25	0	0	0	0	0	10	10	0
Aug 25 - Sep 1	0	0	4	4	0	12	12	0
Sep 1 - Sep 9	0	0	9	9	0	5	5	0
Sep 9 – Sep 15	0	0	8	8	0	19	19	1
⁵ Sep 15 -								
*Non-ID counts are NOW moths unable to be sexed as male or female/or identified as sterile or wild due to missing or unrecognizable genitalia caused by predation while traps were in storage awaiting processing								
¹ Traps in field since 12/2								
² Traps not serviced in Zone 4 during the week of May 20 due to pesticide applications on site								
³ Traps not serviced in Zone 4 during the week of June 10 due to staff shortage								
⁴ Traps not serviced in Zone 4 during the week of July 15 due to pesticide applications on site								

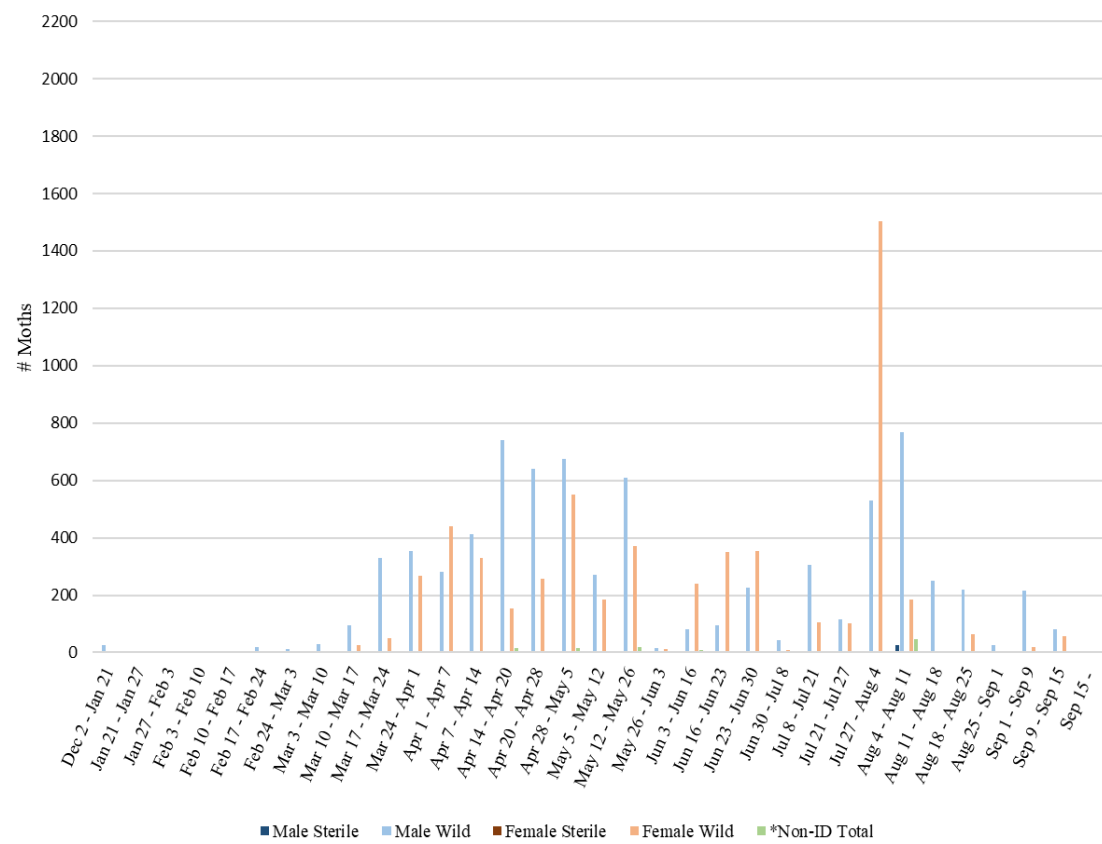
⁵Traps not serviced in Zone 4 during the week of Sep 23 due to severe weather on site

Zone 4 - Almond								
Pheromone/PPO Lure Baited Traps								
Dates Traps in Field	# of Releases During Trap Period	Male Sterile	Male Wild	Male Total	Female Sterile	Female Wild	Female Total	*Non-ID Total
¹ Dec 2 - Jan 21	0	0	26	26	0	1	1	0
Jan 21 - Jan 27	0	0	0	0	0	0	0	0
Jan 27 - Feb 3	0	0	0	0	0	0	0	0
Feb 3 - Feb 10	0	0	0	0	0	0	0	0
Feb 10 - Feb 17	0	0	4	4	0	0	0	0
Feb 17 - Feb 24	0	0	20	20	0	1	1	0
Feb 24 - Mar 3	0	0	11	11	0	3	3	0
Mar 3 - Mar 10	0	0	30	30	0	3	3	0
Mar 10 - Mar 17	0	0	96	96	0	25	25	1
Mar 17 - Mar 24	0	0	328	328	0	50	50	0
Mar 24 - Apr 1	0	0	355	355	0	267	267	0
Apr 1 - Apr 7	0	0	281	281	0	439	439	0
Apr 7 - Apr 14	0	0	414	414	0	330	330	0
Apr 14 - Apr 20	0	0	742	742	0	154	154	17
Apr 20 - Apr 28	0	0	640	640	0	257	257	3
Apr 28 - May 5	0	0	676	676	0	549	549	14
May 5 - May 12	0	0	271	271	0	185	185	6
² May 12 - May 26	0	0	609	609	0	370	370	18
May 26 - Jun 3	0	1	17	18	2	11	13	0
³ Jun 3 - Jun 16	0	0	82	82	0	240	240	8
Jun 16 - Jun 23	0	0	96	96	0	349	349	2
Jun 23 - Jun 30	0	0	225	225	0	354	354	4
Jun 30 - Jul 8	0	0	43	43	0	7	7	0
⁴ Jul 8 - Jul 21	0	0	307	307	0	106	106	1
Jul 21 - Jul 27	0	1	115	116	0	103	103	4
Jul 27 - Aug 4	0	0	529	529	0	1504	1504	4
Aug 4 - Aug 11	0	27	769	796	0	183	183	46
Aug 11 - Aug 18	0	4	249	253	0	4	4	0
Aug 18 - Aug 25	0	0	219	219	5	64	69	0
Aug 25 - Sep 1	0	0	26	26	0	0	0	0
Sep 1 - Sep 9	0	1	217	218	0	20	20	0
Sep 9 – Sep 15	0	0	81	81	0	58	58	0
⁵ Sep 15 -								
*Non-ID counts are NOW moths unable to be sexed as male or female/or identified as sterile or wild due to missing or unrecognizable genitalia caused by predation while traps were in storage awaiting processing								
¹ Traps in field since 12/2								
² Traps not serviced in Zone 4 during the week of May 20 due to pesticide applications on site								
³ Traps not serviced in Zone 4 during the week of June 10 due to staff shortage								
⁴ Traps not serviced in Zone 4 during the week of July 15 due to pesticide applications on site								
⁵Traps not serviced in Zone 4 during the week of Sep 23 due to severe weather on site								

Zone 4 - Almond Orchard - Pistachio Meal Baited Traps



Zone 4 - Almond Orchard - Pheromone/PPO Lure Baited Traps



Zone 5

Zone 5 is a pistachio orchard where aerial NOW SIT releases are conducted. A total of **72** traps were collected from Zone 5 on Thursday, September 15, with **36** pistachio meal baited traps and **36** pheromone/PPO lure traps.

A total of **72** traps were collected from Zone 5 on Monday, September 19, with **36** pistachio meal baited traps and **36** pheromone/PPO lure traps.

Zone 5 - Pistachio								
Pistachio Meal Baited Traps								
Dates Traps in Field	# of Releases During Trap Period	Male Sterile	Male Wild	Male Total	Female Sterile	Female Wild	Female Total	*Non-ID Total
¹ Dec 20 - Jan 12	0	0	0	0	0	0	0	0
Jan 12 - Jan 18	0	0	0	0	0	0	0	0
Jan 18 - Jan 24	0	0	0	0	0	0	0	0
Jan 24 - Jan 31	0	0	1	1	0	0	0	0
Jan 31 -Feb 7	0	0	0	0	0	0	0	0
Feb 7 - Feb 14	0	0	25	25	0	138	138	0
Feb 14 - Feb 24	0	0	40	40	0	204	204	0
Feb 24 - Feb 28	0	0	6	6	0	12	12	0
Feb 28 - Mar 7	0	0	166	166	0	327	327	3
Mar 7 - Mar 14	0	0	26	26	0	124	124	5
Mar 14 - Mar 21	0	0	80	80	0	720	720	2
² Mar 21 - Apr 5	0	0	78	78	0	960	960	0
Apr 5 - Apr 11	0	0	19	19	0	566	566	3
Apr 11 - Apr 18	0	0	21	21	0	127	127	11
Apr 18 - Apr 25	0	0	11	11	0	194	194	70
Apr 25 - May 2	0	0	18	18	0	254	254	161
May 2 - May 9	0	0	21	21	0	210	210	41
May 9 - May 16	0	0	27	27	0	298	298	130
May 16 - May 26	0	0	9	9	0	111	111	30
May 26 - May 31	2	0	4	4	1	80	81	35
May 31 - Jun 6	0	0	5	5	5	130	135	177
Jun 6 - Jun 14	0	0	11	11	0	337	337	238
Jun 14 - Jun 21	0	0	32	32	3	320	323	411
Jun 21 - Jun 27	1	1	12	13	0	391	391	28
Jun 27 - Jul 5	5	0	6	6	2	225	227	191
Jul 5 - Jul 12	6	0	2	2	9	215	224	75
Jul 12 - Jul 19	6	1	0	1	3	66	69	4
Jul 19 - Jul 26	6	0	8	8	5	21	26	0
Jul 26 - Aug 2	6	4	26	30	2	36	38	14
³ Aug 2 - Aug 16	9	9	3	12	2	45	47	0
Aug 16 - Aug 23	3	16	7	23	0	34	34	0
Aug 23 - Sep 1	4	0	6	6	0	32	32	0
Sep 1 - Sep 6	3	0	46	46	1	52	53	0
Sep 6 - Sep 15	5	2	23	25	7	128	135	23
Sep 15 - Sep 19	4	0	14	14	4	21	25	4
*Non-ID counts are NOW moths unable to be sexed as male or female/or identified as sterile or wild due to missing or unrecognizable genitalia caused by predation while traps were in storage awaiting processing								
¹ Traps in field since 12/20								

²Traps not serviced in Zone 5 during the week of Apr 1 due to severe weather on site

³Traps not serviced in Zone 5 during the week of Aug 12 due to pesticide applications on site

Zone 5 - Pistachio

Pheromone/PPO Lure Baited Traps

Dates Traps in Field	# of Releases During Trap Period	Male Sterile	Male Wild	Male Total	Female Sterile	Female Wild	Female Total	*Non-ID Total
¹ Dec 20 - Jan 12	0	0	0	0	0	0	0	0
Jan 12 - Jan 18	0	0	24	24	0	0	0	0
Jan 18 - Jan 24	0	0	7	7	0	0	0	0
Jan 24 - Jan 31	0	0	41	41	0	0	0	0
Jan 31 - Feb 7	0	0	10	10	0	0	0	0
Feb 7 - Feb 14	0	0	427	427	0	1	1	7
Feb 14 - Feb 24	0	0	202	202	0	3	3	0
Feb 24 - Feb 28	0	0	51	51	0	0	0	0
Feb 28 - Mar 7	0	0	159	159	0	38	38	0
Mar 7 - Mar 14	0	0	74	74	0	15	15	0
Mar 14 - Mar 21	0	0	296	296	0	266	266	4
² Mar 21 - Apr 5	0	0	634	634	0	660	660	2
Apr 5 - Apr 11	0	0	565	565	0	703	703	0
Apr 11 - Apr 18	0	0	329	329	0	402	402	4
Apr 18 - Apr 25	0	0	589	589	0	297	297	42
Apr 25 - May 2	0	0	657	657	0	535	535	39
May 2 - May 9	0	0	589	589	0	715	715	26
May 9 - May 16	0	0	1203	1203	0	168	168	15
May 16 - May 26	0	0	582	582	0	325	325	4
May 26 - May 31	2	1	308	309	0	125	125	5
May 31 - Jun 6	0	95	288	383	17	231	248	4
Jun 6 - Jun 14	0	41	660	701	8	343	351	22
Jun 14 - Jun 21	0	0	1712	1712	0	215	215	13
Jun 21 - Jun 27	1	6	1359	1365	0	343	343	23
Jun 27 - Jul 5	5	4	1086	1090	1	330	331	9
Jul 5 - Jul 12	6	10	628	638	5	1405	1410	7
Jul 12 - Jul 19	6	3	549	552	1	463	464	1
Jul 19 - Jul 26	6	0	52	52	0	2	2	0
Jul 26 - Aug 2	6	32	611	643	2	1247	1249	13
³ Aug 2 - Aug 16	9	4	240	244	0	11	11	0
Aug 16 - Aug 23	3	80	258	338	1	43	44	0
Aug 23 - Sep 1	4	15	776	791	0	79	79	0
Sep 1 - Sep 6	3	1	91	92	0	0	0	0
Sep 6 – Sep 15	5	42	837	879	21	1291	1312	26
Sep 15 – Sep 19	4	0	830	830	4	567	571	0

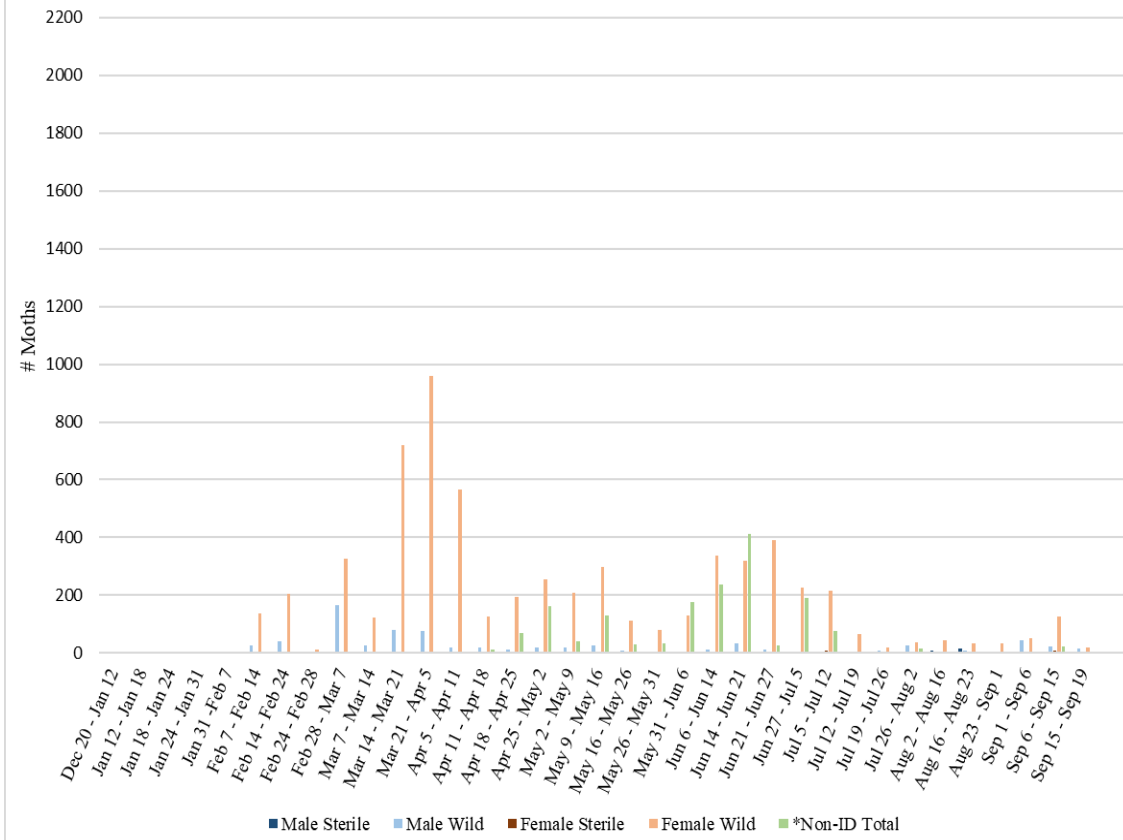
*Non-ID counts are NOW moths unable to be sexed as male or female/or identified as sterile or wild due to missing or unrecognizable genitalia caused by predation while traps were in storage awaiting processing

¹Traps in field since 12/20

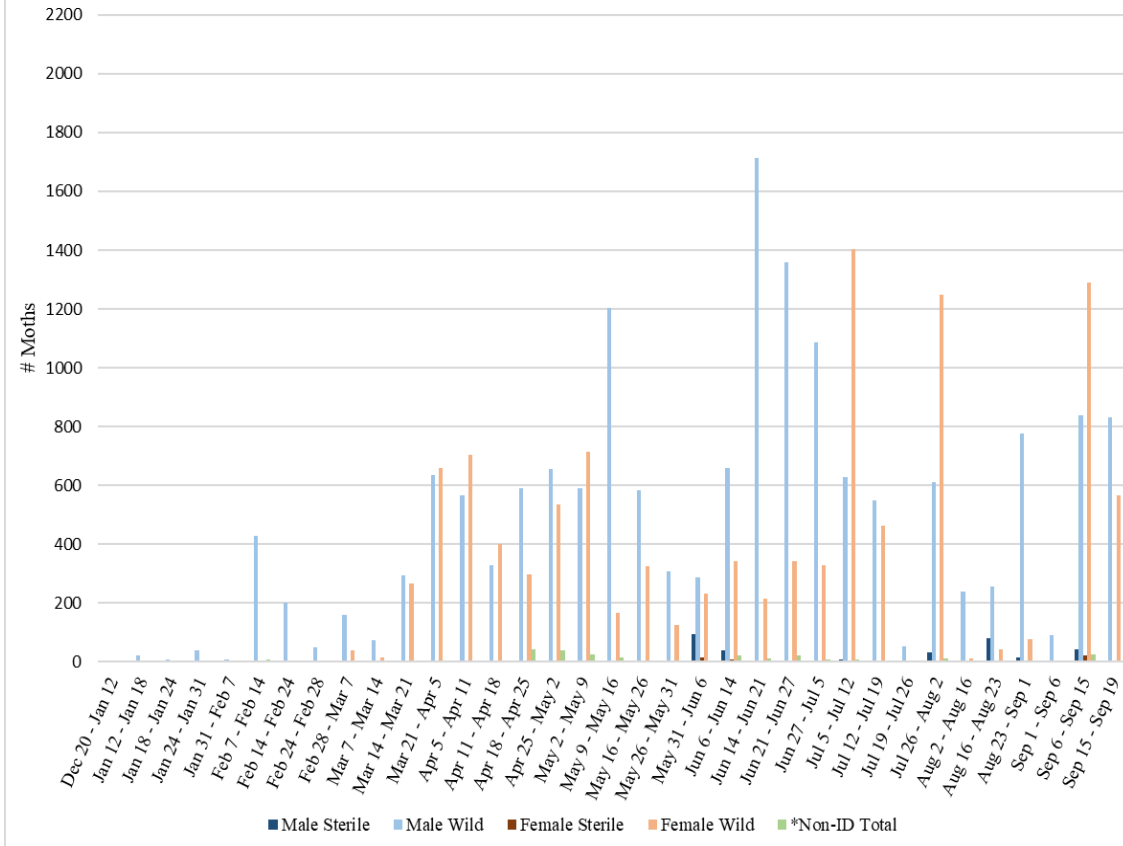
²Traps not serviced in Zone 5 during the week of Apr 1 due to severe weather on site

³Traps not serviced in Zone 5 during the week of Aug 12 due to pesticide applications on site

Zone 5 - Pistachio Orchard - Pistachio Meal Baited Traps



Zone 5 - Pistachio Orchard - Pheromone/PPO Lure Baited Traps



Zone 6

Zone 6 is a pistachio orchard where aerial NOW SIT releases are not conducted. A total of **18** traps were collected from Zone 6 on Monday, September 12, with **9** pistachio meal baited traps and **9** pheromone/PPO lure traps.

A total of **18** traps were collected from Zone 6 on Thursday, September 22, with **9** pistachio meal baited traps and **9** pheromone/PPO lure traps.

Zone 6 - Pistachio								
Pistachio Meal Baited Traps								
Dates Traps in Field	# of Releases During Trap Period	Male Sterile	Male Wild	Male Total	Female Sterile	Female Wild	Female Total	*Non-ID Total
¹ Dec 21 - Jan 11	0	0	0	0	0	0	0	0
Jan 11 - Jan 19	0	0	0	0	0	0	0	0
Jan 19 - Jan 25	0	0	0	0	0	0	0	0
Jan 25 - Feb 1	0	0	0	0	0	0	0	0
Feb 1 - Feb 8	0	0	0	0	0	0	0	0
Feb 8 - Feb 15	0	0	1	1	0	0	0	0
Feb 15 - Feb 22	0	0	0	0	0	4	4	0
Feb 22 - Mar 2	0	0	1	1	0	11	11	0
Mar 2 - Mar 7	0	0	1	1	0	22	22	0
Mar 7 - Mar 15	0	0	0	0	0	29	29	0
Mar 15 - Mar 22	0	0	0	0	0	24	24	0
² Mar 22 - Apr 6	0	0	44	44	0	175	175	0
Apr 6 - Apr 12	0	0	1	1	0	132	132	0
Apr 12 - Apr 20	0	0	11	11	0	123	123	14
Apr 20 - Apr 26	0	0	5	5	0	75	75	9
Apr 26 - May 3	0	0	16	16	0	18	18	3
May 3 - May 10	0	0	0	0	0	7	7	1
May 10 - May 17	0	0	2	2	0	19	19	4
May 17 - May 24	0	0	0	0	0	7	7	1
May 24 - Jun 1	0	0	0	0	0	9	9	1
Jun 1 - Jun 7	0	0	0	0	0	38	38	14
Jun 7 - Jun 15	0	0	1	1	0	96	96	87
Jun 15 - Jun 22	0	0	1	1	0	161	161	105
Jun 22 - Jun 28	0	0	0	0	0	178	178	81
Jun 28 - Jul 6	0	0	3	3	0	101	101	74
Jul 6 - Jul 13	0	0	0	0	0	130	130	48
Jul 13 - Jul 20	0	0	0	0	0	83	83	4
Jul 20 - Jul 27	0	1	4	5	0	17	17	0
Jul 27 - Aug 3	0	1	1	2	0	84	84	12
Aug 3 - Aug 10	0	0	3	3	0	6	6	0
Aug 10 - Aug 17	0	0	0	0	0	2	2	0
Aug 17 - Aug 24	0	0	0	0	0	3	3	0
³ Aug 24 - Sep 7	0	0	0	0	0	2	2	0
Sep 7 - Sep 12	0	0	0	0	0	4	4	0
Sep 12 - Sep 22	0	0	6	6	0	16	16	0
*Non-ID counts are NOW moths unable to be sexed as male or female/or identified as sterile or wild due to missing or unrecognizable genitalia caused by predation while traps were in storage awaiting processing								
¹ Traps in field since 12/21								

²Traps not serviced in Zone 6 during the week of Apr 1 due to severe weather on site

³Traps not serviced in Zone 6 during the week of Sep 2 due to staffing issues

Zone 6 - Pistachio

Pheromone/PPO Lure Baited Traps

Dates Traps in Field	# of Releases During Trap Period	Male Sterile	Male Wild	Male Total	Female Sterile	Female Wild	Female Total	*Non-ID Total
¹ Dec 21 - Jan 11	0	0	0	0	0	0	0	0
Jan 11 - Jan 19	0	0	1	1	0	0	0	0
Jan 19 - Jan 25	0	0	0	0	0	0	0	0
Jan 25 - Feb 1	0	0	0	0	0	0	0	0
Feb 1 - Feb 8	0	0	0	0	0	0	0	0
Feb 8 - Feb 15	0	0	3	3	0	0	0	0
Feb 15 - Feb 22	0	0	3	3	0	0	0	0
Feb 22 - Mar 2	0	0	2	2	0	1	1	0
Mar 2 - Mar 7	0	0	24	24	0	1	1	0
Mar 7 - Mar 15	0	0	20	20	0	0	0	0
Mar 15 - Mar 22	0	0	0	0	0	8	8	0
² Mar 22 - Apr 6	0	0	72	72	0	83	83	0
Apr 6 - Apr 12	0	0	89	89	0	126	126	0
Apr 12 - Apr 20	0	0	228	228	0	155	155	3
Apr 20 - Apr 26	0	0	192	192	0	67	67	2
Apr 26 - May 3	0	0	64	64	0	118	118	5
May 3 - May 10	0	0	16	16	0	2	2	2
May 10 - May 17	0	0	23	23	0	11	11	2
May 17 - May 24	0	0	13	13	0	3	3	0
May 24 - Jun 1	0	0	12	12	0	17	17	1
Jun 1 - Jun 7	0	0	10	10	0	22	22	0
Jun 7 - Jun 15	0	0	22	22	0	177	177	7
Jun 15 - Jun 22	0	0	206	206	0	126	126	35
Jun 22 - Jun 28	0	0	269	269	0	292	292	9
Jun 28 - Jul 6	0	0	344	344	0	102	102	26
Jul 6 - Jul 13	0	0	312	312	0	405	405	11
Jul 13 - Jul 20	0	0	448	448	0	383	383	0
Jul 20 - Jul 27	0	9	36	45	0	3	3	0
July 27 - Aug 3	0	0	314	314	0	373	373	2
Aug 3 - Aug 10	0	0	75	75	0	0	0	0
Aug 10 - Aug 17	0	0	174	174	0	16	16	0
Aug 17 - Aug 24	0	0	30	30	0	0	0	0
³ Aug 24 - Sep 7	0	2	22	24	0	0	0	0
Sep 7 - Sep 12	0	9	86	95	17	116	133	8
Sep 12 - Sep 22	0	4	337	341	0	48	48	0

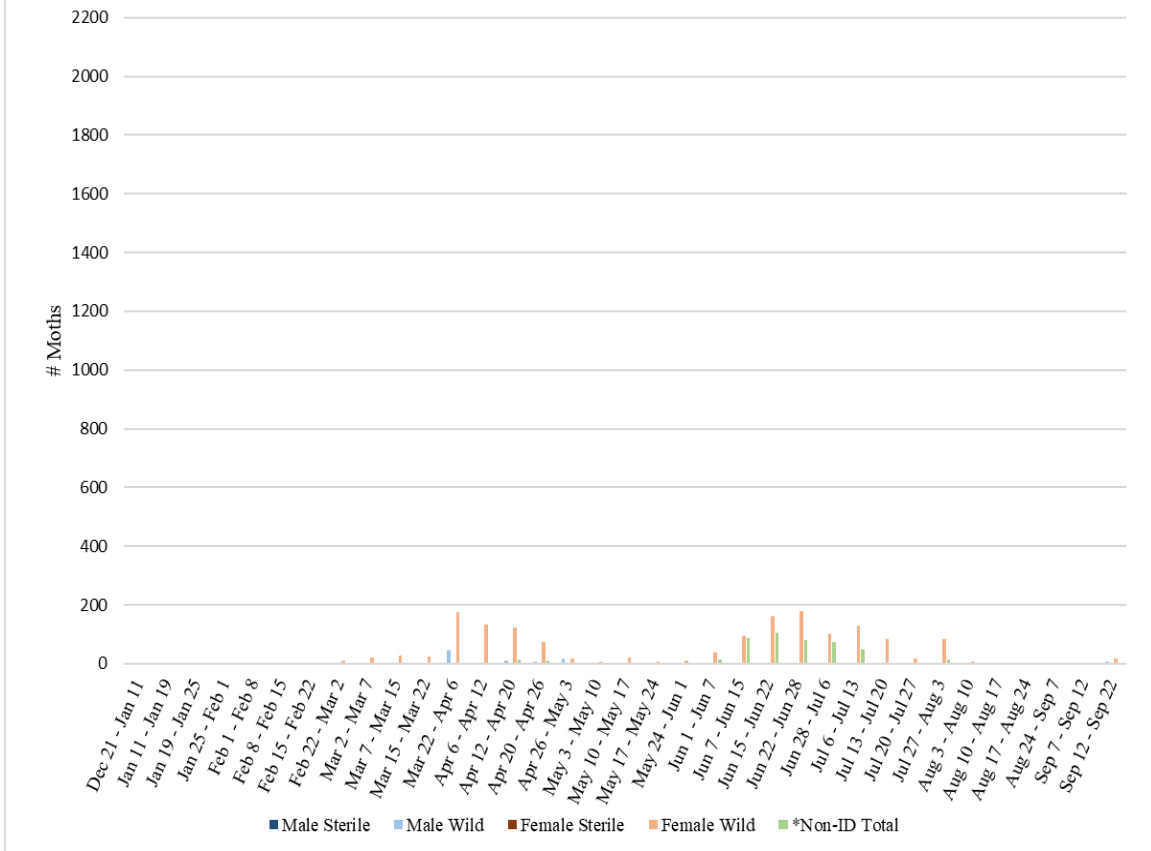
*Non-ID counts are NOW moths unable to be sexed as male or female/or identified as sterile or wild due to missing or unrecognizable genitalia caused by predation while traps were in storage awaiting processing

¹Traps in field since 12/21

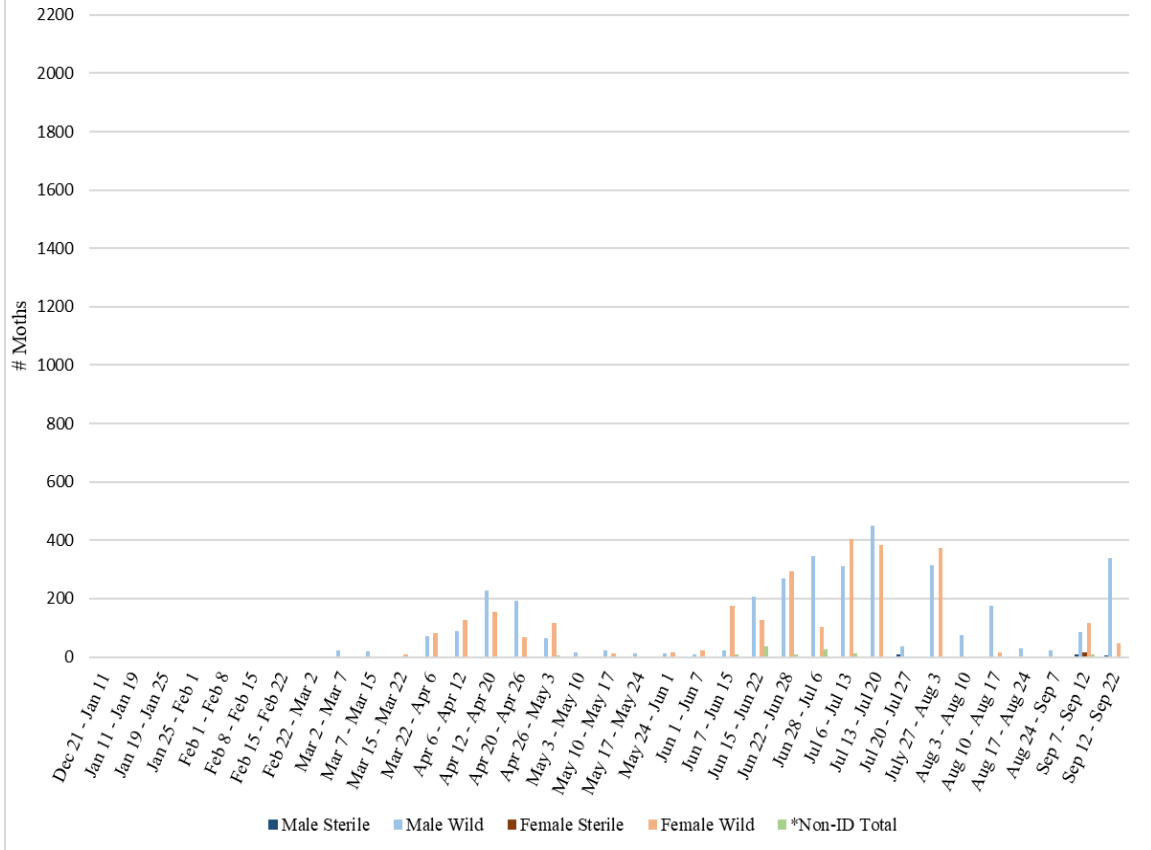
²Traps not serviced in Zone 6 during the week of Apr 1 due to severe weather on site

³Traps not serviced in Zone 6 during the week of Sep 2 due to staffing issues

Zone 6 - Pistachio Orchard - Pistachio Meal Baited Traps



Zone 6 - Pistachio Orchard - Pheromone/PPO Lure Baited Traps



Zone 7

Zone 7 is an almond orchard where aerial NOW SIT releases are conducted. A total of **72** traps were collected from Zone 7 on Tuesday, September 13, with **36** pistachio meal baited traps and **36** pheromone/PPO lure traps.

A total of **72** traps were collected from Zone 7 on Thursday, September 22, with **36** pistachio meal baited traps and **36** pheromone/PPO lure traps.

Zone 7 - Almond								
Pistachio Meal Baited Traps								
Dates Traps in Field	# of Releases During Trap Period	Male Sterile	Male Wild	Male Total	Female Sterile	Female Wild	Female Total	*Non-ID Total
¹ Dec 8 - Jan 13	0	0	0	0	0	0	0	0
Jan 13 - Jan 20	0	0	0	0	0	0	0	0
Jan 20 - Jan 26	0	0	0	0	0	0	0	0
Jan 26 - Feb 2	0	0	0	0	0	0	0	0
Feb 2 - Feb 9	0	0	0	0	0	0	0	0
Feb 9 - Feb 16	0	0	0	0	0	0	0	0
Feb 16 - Feb 23	0	0	3	3	0	1	1	0
Feb 23 - Mar 1	0	0	0	0	0	0	0	0
Mar 1 - Mar 9	0	0	1	1	0	7	7	0
Mar 9 - Mar 16	0	0	6	6	0	13	13	0
Mar 16 - Mar 23	0	0	0	0	0	10	10	0
² Mar 23 - Apr 7	0	0	6	6	0	191	191	0
Apr 7 - Apr 13	0	0	17	17	0	125	125	0
Apr 13 - Apr 19	0	0	10	10	0	74	74	3
Apr 19 - Apr 27	0	0	11	11	0	109	109	7
Apr 27 - May 4	0	0	11	11	0	122	122	10
May 4 - May 11	0	0	8	8	0	34	34	6
May 11 - May 18	0	0	0	0	0	101	101	0
May 18 - May 25	0	0	0	0	0	30	30	1
May 25 - Jun 2	2	0	1	1	0	19	19	0
Jun 2 - Jun 8	0	2	2	4	4	40	44	4
Jun 8 - Jun 16	0	0	5	5	0	105	105	6
Jun 16 - Jun 23	0	0	56	56	0	108	108	18
Jun 23 - Jun 30	1	1	3	4	1	39	40	1
Jun 30 - Jul 7	7	1	2	3	0	3	3	1
Jul 7 - Jul 14	5	1	0	1	1	14	15	1
Jul 14 - Jul 21	5	0	1	1	0	9	9	0
³ Jul 21 - Aug 4	10	3	5	8	1	38	39	4
Aug 4 - Aug 11	4	0	11	11	0	9	9	0
Aug 11 - Aug 18	4	0	5	5	0	40	40	0
Aug 18 - Aug 25	3	0	1	1	0	19	19	0
Aug 25 - Aug 30	4	0	0	0	0	3	3	0
Aug 30 - Sep 8	4	1	3	4	0	17	17	0
Sep 8 - Sep 13	5	1	1	2	0	6	6	0
Sep 13 - Sep 22	6	0	2	2	0	9	9	0
*Non-ID counts are NOW moths unable to be sexed as male or female/or identified as sterile or wild due to missing or unrecognizable genitalia caused by predation while traps were in storage awaiting processing								
¹ Traps in field since 12/8								

²Traps not serviced in Zone 7 during the week of Apr 1 due to severe weather on site

³Traps not serviced in Zone 7 during the week of Jul 29 due to pesticide applications on site

Zone 7 - Almond

Pheromone/PPO Lure Baited Traps

Dates Traps in Field	# of Releases During Trap Period	Male Sterile	Male Wild	Male Total	Female Sterile	Female Wild	Female Total	*Non-ID Total
¹ Dec 8 - Jan 13	0	0	6	6	0	0	0	0
Jan 13 - Jan 20	0	0	0	0	0	0	0	0
Jan 20 - Jan 26	0	0	0	0	0	0	0	0
Jan 26 - Feb 2	0	0	0	0	0	0	0	0
Feb 2 - Feb 9	0	0	0	0	0	0	0	0
Feb 9 - Feb 16	0	0	29	29	0	0	0	0
Feb 16 - Feb 23	0	0	55	55	0	0	0	0
Feb 23 - Mar 1	0	0	8	8	0	0	0	0
Mar 1 - Mar 9	0	0	31	31	0	0	0	0
Mar 9 - Mar 16	0	0	138	138	0	8	8	0
Mar 16 - Mar 23	0	0	98	98	0	27	27	0
² Mar 23 - Apr 7	0	0	390	390	0	325	325	1
Apr 7 - Apr 13	0	0	390	390	0	408	408	1
Apr 13 - Apr 19	0	0	512	512	0	227	227	11
Apr 19 - Apr 27	0	0	372	372	0	604	604	0
Apr 27 - May 4	0	0	495	495	0	623	623	150
May 4 - May 11	0	0	135	135	0	261	261	12
May 11 - May 18	0	0	396	396	0	165	165	34
May 18 - May 25	0	0	263	263	0	221	221	3
May 25 - Jun 2	2	0	176	176	0	177	177	0
Jun 2 - Jun 8	0	5	100	105	1	165	166	1
Jun 8 - Jun 16	0	0	88	88	0	683	683	1
Jun 16 - Jun 23	0	2	251	253	0	522	522	8
Jun 23 - Jun 30	1	3	565	568	0	633	633	3
Jun 30 - Jul 7	7	0	102	102	0	34	34	0
Jul 7 - Jul 14	5	1	91	92	0	62	62	1
Jul 14 - Jul 21	5	1	62	63	0	54	54	1
³ Jul 21 - Aug 4	10	2	255	257	2	543	545	4
Aug 4 - Aug 11	4	0	44	44	0	1	1	0
Aug 11 - Aug 18	4	1	135	136	0	1	1	0
Aug 18 - Aug 25	3	1	85	86	0	0	0	0
Aug 25 - Aug 30	4	0	72	72	0	1	1	0
Aug 30 - Sep 8	4	7	120	127	0	7	7	0
Sep 8 - Sep 13	5	0	43	43	0	30	30	0
Sep 13 - Sep 22	6	4	87	91	0	13	13	0

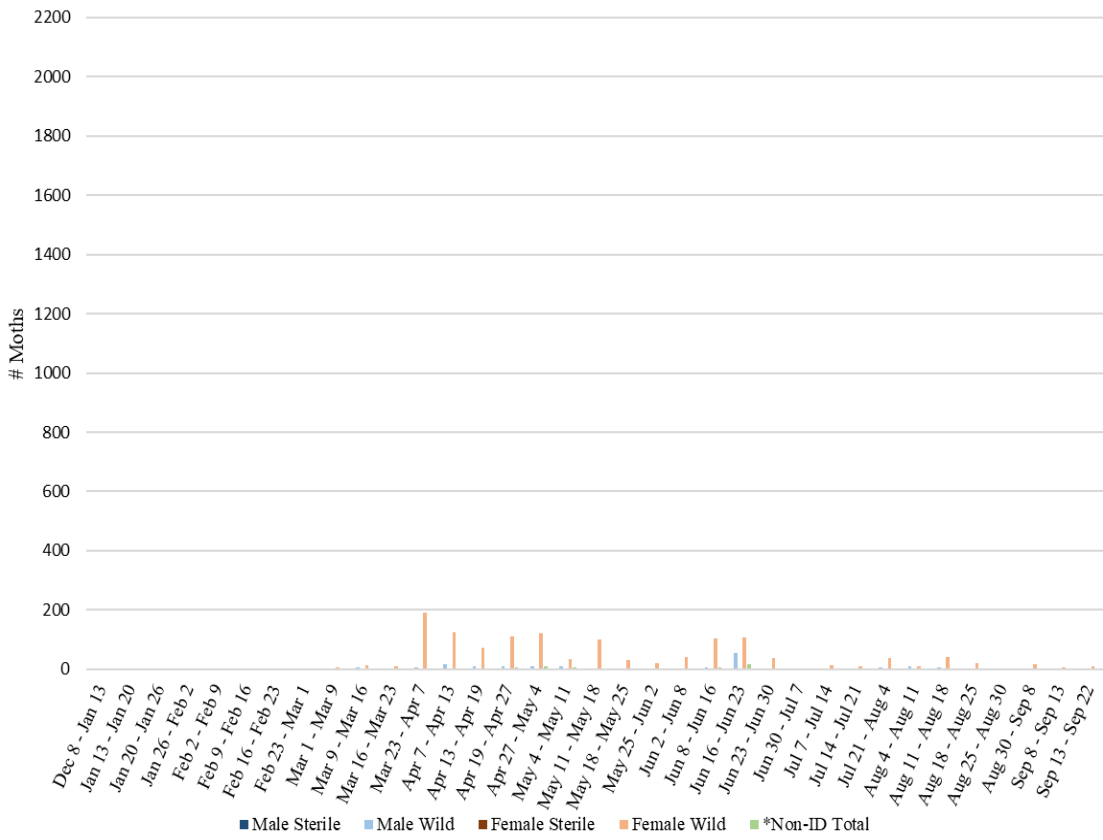
*Non-ID counts are NOW moths unable to be sexed as male or female/or identified as sterile or wild due to missing or unrecognizable genitalia caused by predation while traps were in storage awaiting processing

¹Traps in field since 12/8

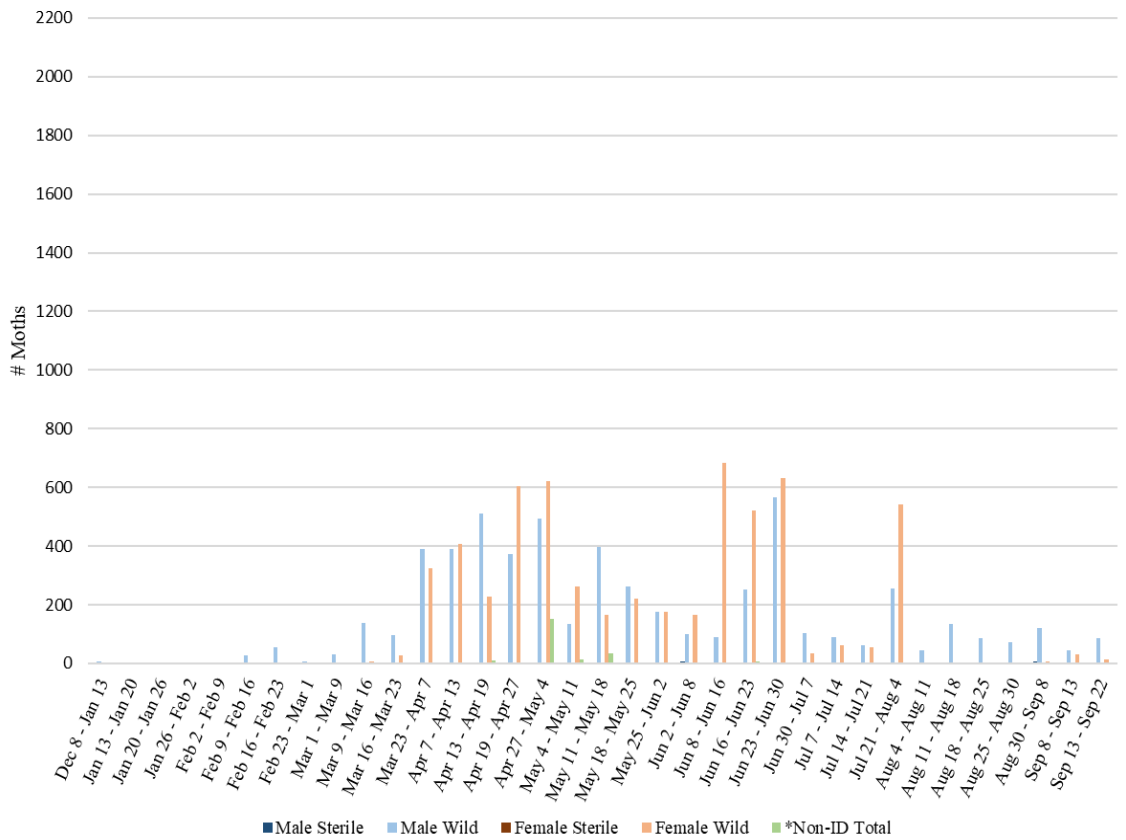
²Traps not serviced in Zone 7 during the week of Apr 1 due to severe weather on site

³Traps not serviced in Zone 7 during the week of Jul 29 due to pesticide applications on site

Zone 7 - Almond Orchard - Pistachio Meal Baited Traps



Zone 7 - Almond Orchard - Pheromone/PPO Lure Baited Traps



Zone 8

Zone 8 is an almond orchard where aerial NOW SIT releases are not conducted. A total of **18** traps were collected from Zone 8 on Monday, September 12, with **9** pistachio meal baited traps and **9** pheromone/PPO lure traps.

A total of **18** traps were collected from Zone 8 on Thursday, September 22, with **9** pistachio meal baited traps and **9** pheromone/PPO lure traps.

Zone 8 - Almond								
Pistachio Meal Baited Traps								
Dates Traps in Field	# of Releases During Trap Period	Male Sterile	Male Wild	Male Total	Female Sterile	Female Wild	Female Total	*Non-ID Total
¹ Dec 21 - Jan 11	0	0	0	0	0	0	0	0
Jan 11 - Jan 19	0	0	0	0	0	0	0	0
Jan 19 - Jan 25	0	0	0	0	0	0	0	0
Jan 25 - Feb 1	0	0	0	0	0	0	0	0
Feb 1 - Feb 8	0	0	0	0	0	0	0	0
Feb 8 - Feb 15	0	0	0	0	0	0	0	0
Feb 15 - Feb 22	0	0	1	1	0	0	0	0
Feb 22 - Mar 2	0	0	0	0	0	0	0	0
Mar 2 - Mar 7	0	0	1	1	0	0	0	0
Mar 7 - Mar 15	0	0	0	0	0	1	1	0
Mar 15 - Mar 22	0	0	0	0	0	1	1	0
² Mar 22 - Apr 6	0	0	70	70	0	59	59	0
Apr 6 - Apr 12	0	0	7	7	0	37	37	0
Apr 12 - Apr 20	0	0	2	2	0	23	23	0
Apr 20 - Apr 26	0	0	0	0	0	9	9	0
Apr 26 - May 3	0	0	0	0	0	22	22	2
May 3 - May 10	0	0	3	3	0	3	3	2
May 10 - May 17	0	0	0	0	0	10	10	2
May 17 - May 24	0	0	16	16	0	19	19	0
May 24 - Jun 1	0	0	1	1	0	6	6	0
Jun 1 - Jun 7	0	0	0	0	0	16	16	9
Jun 7 - Jun 15	0	0	1	1	1	70	71	19
Jun 15 - Jun 22	0	0	1	1	0	28	28	5
Jun 22 - Jun 28	0	0	5	5	0	11	11	1
Jun 28 - Jul 6	0	0	0	0	0	3	3	0
Jul 6 - Jul 13	0	0	0	0	0	0	0	0
Jul 13 - Jul 20	0	0	0	0	0	0	0	0
Jul 20 - Jul 27	0	0	0	0	0	0	0	0
Jul 27 - Aug 3	0	0	0	0	0	23	23	2
Aug 3 - Aug 10	0	0	4	4	0	1	1	0
Aug 10 - Aug 17	0	0	5	5	0	4	4	0
Aug 17 - Aug 24	0	0	4	4	0	1	1	0
³ Aug 24 - Sep 7	0	0	4	4	0	2	2	0
Sep 7 - Sep 12	0	0	0	0	0	0	0	0
Sep 12 - Sep 22	0	0	2	2	0	4	4	0
*Non-ID counts are NOW moths unable to be sexed as male or female/or identified as sterile or wild due to missing or unrecognizable genitalia caused by predation while traps were in storage awaiting processing								
¹ Traps in field since 12/21								

²Traps not serviced in Zone 8 during the week of Apr 1 due to severe weather on site

³Traps not serviced in Zone 8 during the week of Sep 2 due to staffing issues

Zone 8 - Almond

Pheromone/PPO Lure Baited Traps

Dates Traps in Field	# of Releases During Trap Period	Male Sterile	Male Wild	Male Total	Female Sterile	Female Wild	Female Total	*Non-ID Total
¹ Dec 21 - Jan 11	0	0	0	0	0	0	0	0
Jan 11 - Jan 19	0	0	0	0	0	0	0	0
Jan 19 - Jan 25	0	0	0	0	0	0	0	0
Jan 25 - Feb 1	0	0	0	0	0	0	0	0
Feb 1 - Feb 8	0	0	0	0	0	0	0	0
Feb 8 - Feb 15	0	0	2	2	0	1	1	0
Feb 15 - Feb 22	0	0	19	19	0	0	0	0
Feb 22 - Mar 2	0	0	2	2	0	0	0	0
Mar 2 - Mar 7	0	0	28	28	0	4	4	0
Mar 7 - Mar 15	0	0	15	15	0	0	0	0
Mar 15 - Mar 22	0	0	0	0	0	25	25	0
² Mar 22 - Apr 6	0	0	8	8	0	46	46	0
Apr 6 - Apr 12	0	0	61	61	0	104	104	2
Apr 12 - Apr 20	0	0	126	126	0	75	75	0
Apr 20 - Apr 26	0	0	48	48	0	11	11	4
Apr 26 - May 3	0	0	54	54	0	86	86	3
May 3 - May 10	0	0	16	16	0	20	20	8
May 10 - May 17	0	0	9	9	0	7	7	1
May 17 - May 24	0	0	0	0	0	4	4	1
May 24 - Jun 1	0	1	26	27	0	12	12	1
Jun 1 - Jun 7	0	0	9	9	0	7	7	0
Jun 7 - Jun 15	0	0	11	11	0	52	52	0
Jun 15 - Jun 22	0	3	37	40	0	64	64	1
Jun 22 - Jun 28	0	0	55	55	0	134	134	3
Jun 28 - Jul 6	0	0	76	76	0	88	88	0
Jul 6 - Jul 13	0	0	3	3	0	2	2	1
Jul 13 - Jul 20	0	2	31	33	3	47	50	16
Jul 20 - Jul 27	0	0	2	2	0	0	0	0
Jul 27 - Aug 3	0	0	5	5	0	36	36	0
Aug 3 - Aug 10	0	0	9	9	0	3	3	0
Aug 10 - Aug 17	0	1	51	52	0	5	5	0
Aug 17 - Aug 24	0	0	13	13	0	29	29	0
³ Aug 24 - Sep 7	0	0	50	50	0	18	18	0
Sep 7 - Sep 12	0	0	2	2	0	2	2	0
Sep 12 - Sep 22	0	0	36	36	0	1	1	0

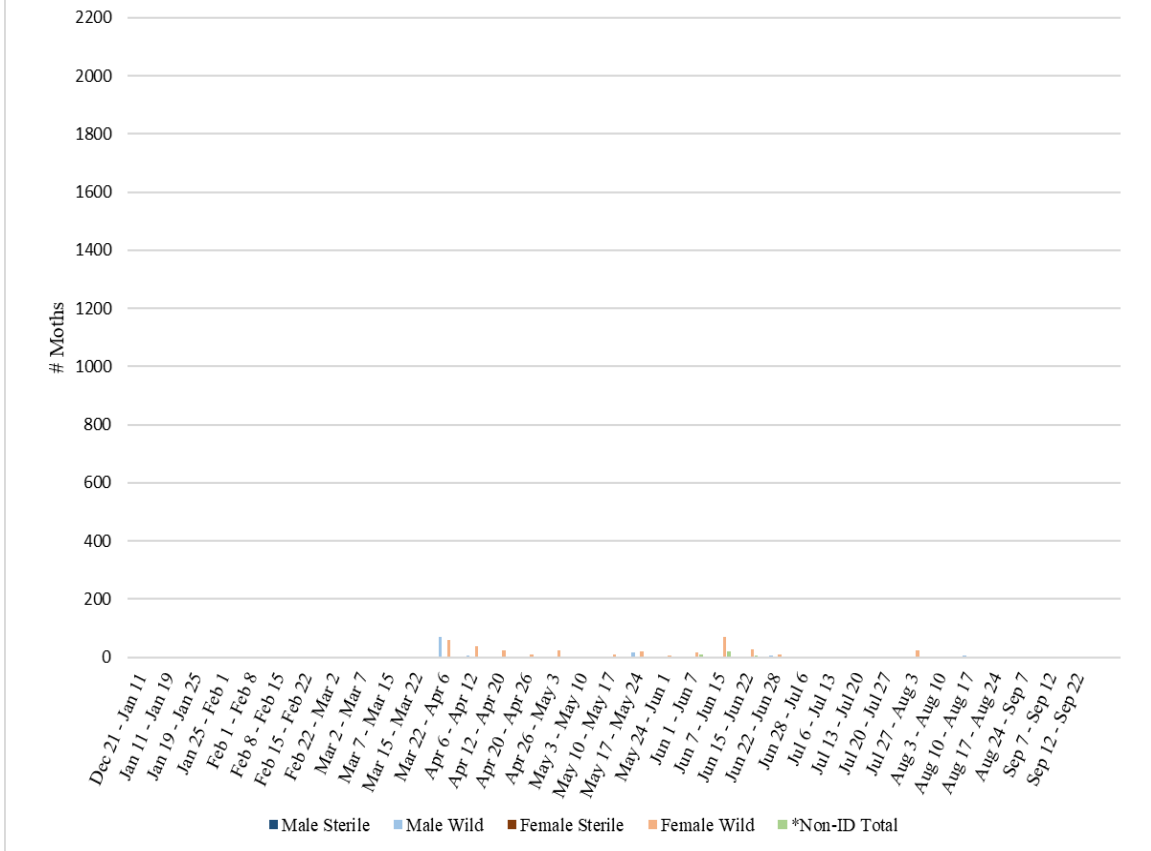
*Non-ID counts are NOW moths unable to be sexed as male or female/or identified as sterile or wild due to missing or unrecognizable genitalia caused by predation while traps were in storage awaiting processing

¹Traps in field since 12/21

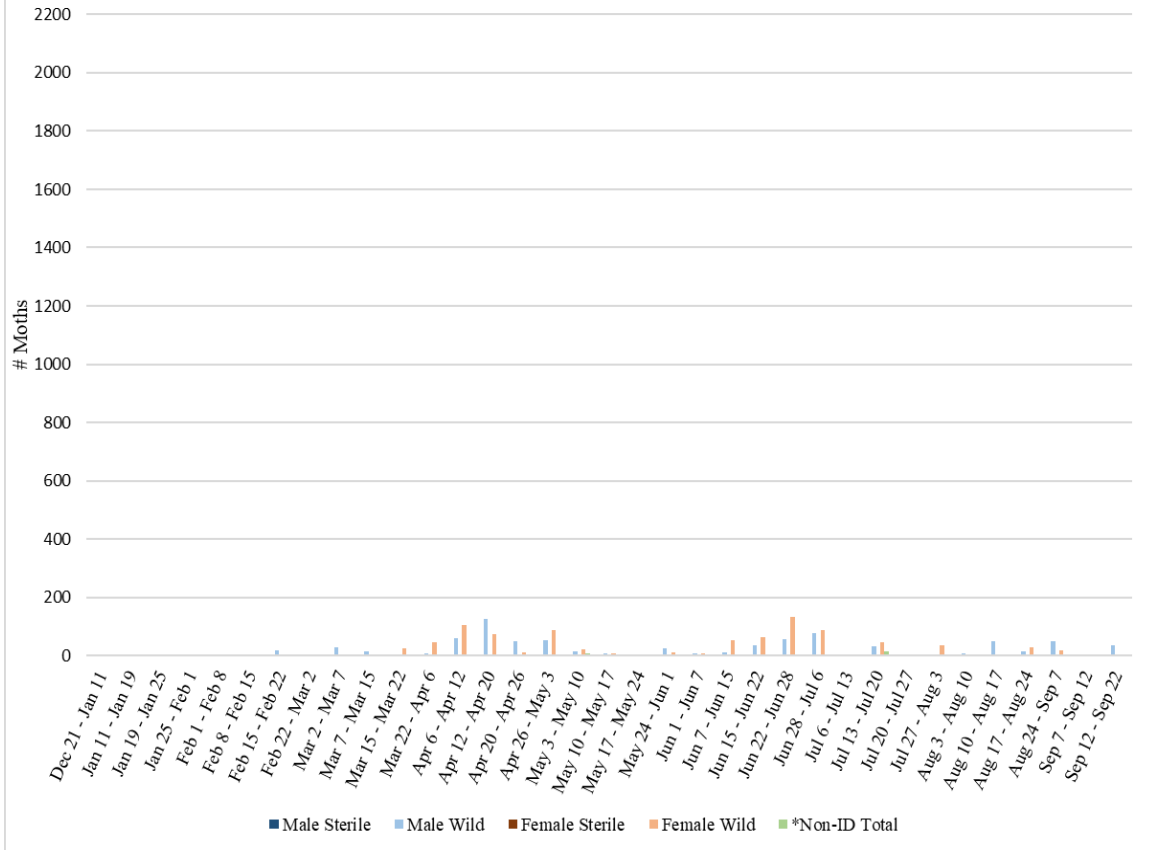
²Traps not serviced in Zone 8 during the week of Apr 1 due to severe weather on site

³Traps not serviced in Zone 8 during the week of Sep 2 due to staffing issues

Zone 8 - Almond Orchard - Pistachio Meal Baited Traps



Zone 8 - Almond Orchard - Pheromone/PPO Lure Baited Traps



IV. Quality Control

QC tests are performed on samples taken from each shipment of sterile NOW moths. These tests include: zero-hour mortality rates, zero-hour mating dissections, forty-eight-hour mating dissections, seven-day longevity monitoring, and crush tests. Throughout the span of a week, Monday through Sunday, the results of each test are averaged. Below are the QC results for Mag 1 and Mag 2 of sterile NOW moths during the week of Monday, September 5, 2022 to Sunday, September 11, 2022:

Mag 1:

- 0% of moths from samples found dead at zero hour
- 0% of moths from samples found to have mated at zero hour
- 13% of moths from samples found to have mated after forty-eight hours
- 71% of moths from samples remained alive after seven days in BioChamber
- 100% of moths from samples found to have distinct red dye markings

Mag 2:

- 0% of moths from samples found dead at zero hour
- 0% of moths from samples found to have mated at zero hour
- 12% of moths from samples found to have mated after forty-eight hours
- 72% of moths from samples remained alive after seven days in BioChamber
- 100% of moths from samples found to have distinct red dye markings

Below are the QC results for Mag 1 and Mag 2 of sterile NOW moths during the week of Monday, September 12, 2022 to Sunday, September 18, 2022:

Mag 1:

- 0% of moths from samples found dead at zero hour
- 0% of moths from samples found to have mated at zero hour
- 13% of moths from samples found to have mated after forty-eight hours
- 69% of moths from samples remained alive after seven days in BioChamber
- 99% of moths from samples found to have distinct red dye markings

Mag 2:

- 1% of moths from samples found dead at zero hour
- 0% of moths from samples found to have mated at zero hour
- 14% of moths from samples found to have mated after forty-eight hours
- 71% of moths from samples remained alive after seven days in BioChamber
- 97% of moths from samples found to have distinct red dye markings