GRAPE CRUSH & PURCHASE INQUIRY
What Paperwork Do I Need to Complete?

All paperwork and checks are due by January 31st (or the business day prior to the 31st if it falls on a weekend).

If you **crushed grapes AND/OR purchased grapes** from growers, you will need to complete this report. There are 3 ways to fill out and submit the forms required:

- *OPTION 1* – Paper forms mailed to you
  - Complete the Grape Crush & Purchase Inquiry (white booklets, keep one copy for your records)
  - Complete the Assessments, Report #1 (pink legal papers, keep one copy for your records)
  - Submit the above forms with a check for the calculated assessment owed
    - Checks should be made out to "CDFA Grape Crush"
    - Make sure to label your check with your winery name and/or ID number
    - Mail using the prepaid FedEx envelope provided or use your own envelope

- *OPTION 2* – Excel Workbook
  - Complete the Grape Crush & Purchase Inquiry Excel Workbook
    - Can be downloaded at cdfa.ca.gov/mkt/grapecrush
    - Submit by email to grapecrush@cdfa.ca.gov
  - Complete the Excel Certification (blue paper in mailed packet)
    - Can be downloaded at cdfa.ca.gov/mkt/grapecrush
    - Submit by mail with assessment check or by email to grapecrush@cdfa.ca.gov
  - Mail check for assessment owed
    - Checks should be made out to "CDFA Grape Crush"
    - Make sure to label your check with your winery name and/or ID number
    - Mail using the prepaid FedEx envelope provided or use your own envelope

- *OPTION 3* – Fillable PDF
  - Complete the Grape Crush & Purchase Inquiry pdf (8 pages)
    - Can be downloaded at cdfa.ca.gov/mkt/grapecrush
    - Submit by email to grapecrush@cdfa.ca.gov
  - Complete the Assessment Report pdf (2 pages)
    - Can be downloaded at cdfa.ca.gov/mkt/grapecrush
    - Submit by mail with assessment check or by email to grapecrush@cdfa.ca.gov
  - Mail check for assessment owed
    - Checks should be made out to "CDFA Grape Crush"
    - Make sure to label your check with your winery name and/or ID number
    - Mail using the prepaid FedEx envelope provided or use your own envelope

If you **did not crush any grapes AND you did not purchase any grapes** from growers, you will need to complete a *Certification of No Grape Purchasing or Crushing*:

- *OPTION 1* – Yellow paper mailed to you
  - Mail using the prepaid FedEx envelope provided or use your own envelope
- *OPTION 2* – Fillable PDF
  - Can be downloaded at cdfa.ca.gov/mkt/grapecrush
  - Mail using the prepaid FedEx envelope provided or submit by email to grapecrush@cdfa.ca.gov

GRAPE CRUSH & PURCHASE INQUIRY
Frequently Asked Questions

1. **Do the forms have to be in the office by January 31, or postmarked by January 31?**
    - Postmarked by January 31 (or the business day before January 31 if the 31st is on the weekend).

2. **I already sent my report in and I'm still getting reminder calls. Why don't you have it yet?**
    - If you mailed the forms to us using the FedEx envelope included in your packet, let us know and we will check the tracking number.
    - If you mailed the forms to us using your own envelope, it may take a while to get to us. Let the callers know how and when you mailed your report and we'll do our best to pause contacting you for a few weeks to give it a chance to arrive.
    - If you emailed us the excel form and are still getting calls, please let the callers know the day that you emailed it and the email address you sent it from. We will verify receipt with this information. Occasionally emails are not received and we may ask you to resend.

3. **Do I have to pay the Pierce's Disease Assessment if I crushed less than 100 tons?**
    - Yes. If you crushed less than 100 tons, you are still required to pay Pierce's Disease Assessment.

4. **Do I have to submit a report if ALL my tonnage is custom crushed at another facility?**
    - Depends - did you purchase *any* grapes?
        - If **YES**, then you must complete a report. You will report your purchase information in Section 2 of the Datapage and report all tonnage crushed for you, grown and purchased, in Question 2.
        - If **NO**, then you do not need to complete a report. Your custom crusher will report your tonnage in Question 4 and will remit the Pierce's Disease Assessment to us on your behalf. All you need to do is complete the form titled "Certification of No Grape Purchasing or Crushing" (yellow paper in your packet).

5. **I am an Alternating Proprietor (AP) at a Host winery. Who reports the crushed tonnage?**
    - You do! If you are an AP, you are responsible for reporting the tons crushed. Reach out to us at (916) 738-6569 if you did not receive a crush packet from us in November.

6. **I have both custom crush clients and alternating proprietorships (APs) at my facility. Do I include all this tonnage on my report?**
    - **NO**. Only report tonnage crushed for custom crush clients. The APs are responsible for submitting their own crush report for the tonnage crushed on their bond. Please let your APs know that they will need to submit a report.

7. **What is the difference between Question 3 and Question 4?**

   - Question 3 is where you include all the tonnage crushed for clients that purchased grapes or crushed grapes at their facility (i.e. the custom crush client will complete their own report, put the grapes you crushed for them in Question 2, and pay the Pierce's Disease Assessment to us directly). All data in your Question 3 will be matched with Question 2 of the client's report once they are both in our office.
   - Question 4 is where you include all information for operations that DID NOT purchase or crush *any* grapes (i.e. the custom crush client will NOT be completing their own report, so you will be remitting the Pierce's Disease Assessment to us on their behalf).

8. **What does Non-Related Purchase mean? How do I fill out that column?**

   - A Non-Related Purchase is any purchase where there is less than 5% common ownership between the buyer and the seller.
     - If your purchase was non-related (less than 5% common ownership between buyer and seller), you will enter your purchased tonnage into **both columns 5 AND 6** of the Datapage in the excel form. For the paper form, circle "No".
     - If your purchase was related (greater than or equal to 5% common ownership between buyer and seller OR a long term lease situation), you will enter your purchased tonnage into column 5 and enter a 0 in column 6 of the Datapage in the excel form. For the paper form, circle "Yes".

9. **Do I pay the Pierce's Disease Assessment (PDA) for my custom crush clients?**

   - It depends - Did they purchase any grapes? Or crush other grapes at their own facility?
     - If yes to either of these, you will not pay the PDA on their behalf. They will need to complete their own report and will pay the PDA directly to us. **You will include all their tonnage in Question 3.**
     - If no to both, you will need to include their tonnage on **Question 4** and remit the PDA to us on their behalf.

10. **I have a long term lease with a grower. Do I report this as grown or purchased?**

    - If the winery (processor) or an affiliate of the winery, or both the winery and the affiliate of the winery, provided long term financing to the grower in exchange for rights or options to purchase a significant portion of the grower's harvest, this should be reported as a **RELATED** purchase (i.e. enter a 0 in column 6 in excel or circle "Yes" on the paper form).

11. **I received extra tonnage from a contracted grower. This tonnage is above the maximum tonnage in the contract, so I am crushing the grapes but not paying for them. How do I report this?**

    - For the additional tonnage delivered that was above the contract maximum, please report those tons in Question 4 of the report. For the tons covered in the contract, report as a normal purchase on the Data Page. You are responsible for remitting payment for the Pierce's disease assessment and Grape Crush & Grape Acreage assessment on the full tonnage. The full amount of the Pierce's disease assessment and half of the Grape Crush & Grape Acreage assessment can be charged back to the grower.

12. EXCEL ONLY: My Section A doesn't balance. What is going wrong?

- There are many possibilities. Here are some common mistakes:
    - The most common mistake is not entering your total purchased tonnage in the white boxes 9 of Section A. In this situation, you purchased grapes and crushed them yourself. If your purchases were non-related, that total should be entered into the white box 9.

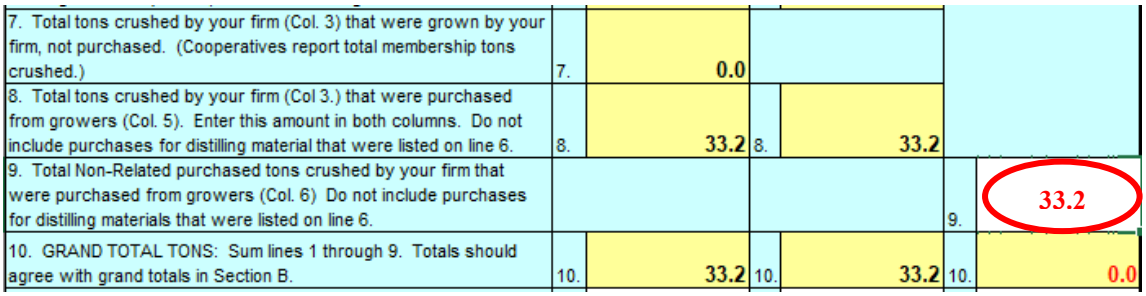

7. Total tons crushed by your firm (Col. 3) that were grown by your firm, not purchased. (Cooperatives report total membership tons crushed.)	7.	0.0				
8. Total tons crushed by your firm (Col 3.) that were purchased from growers (Col. 5). Enter this amount in both columns. Do not include purchases for distilling material that were listed on line 6.	8.	33.2	8.	33.2		
9. Total Non-Related purchased tons crushed by your firm that were purchased from growers (Col. 6) Do not include purchases for distilling materials that were listed on line 6.					9.	33.2
10. GRAND TOTAL TONS: Sum lines 1 through 9. Totals should agree with grand totals in Section B.	10.	33.2	10.	33.2	10.	0.0

    - Another common mistake is not entering your total purchased tonnage in the white boxes labeled **3a** of Section A. In this situation, you purchased grapes and had them custom crushed for you (Question 2). If you had related purchases, the total tonnage purchased and custom crushed should be entered into the white box 3a. If your purchases were non-related, that total should be entered again into second white box 3a to the right of the first one.

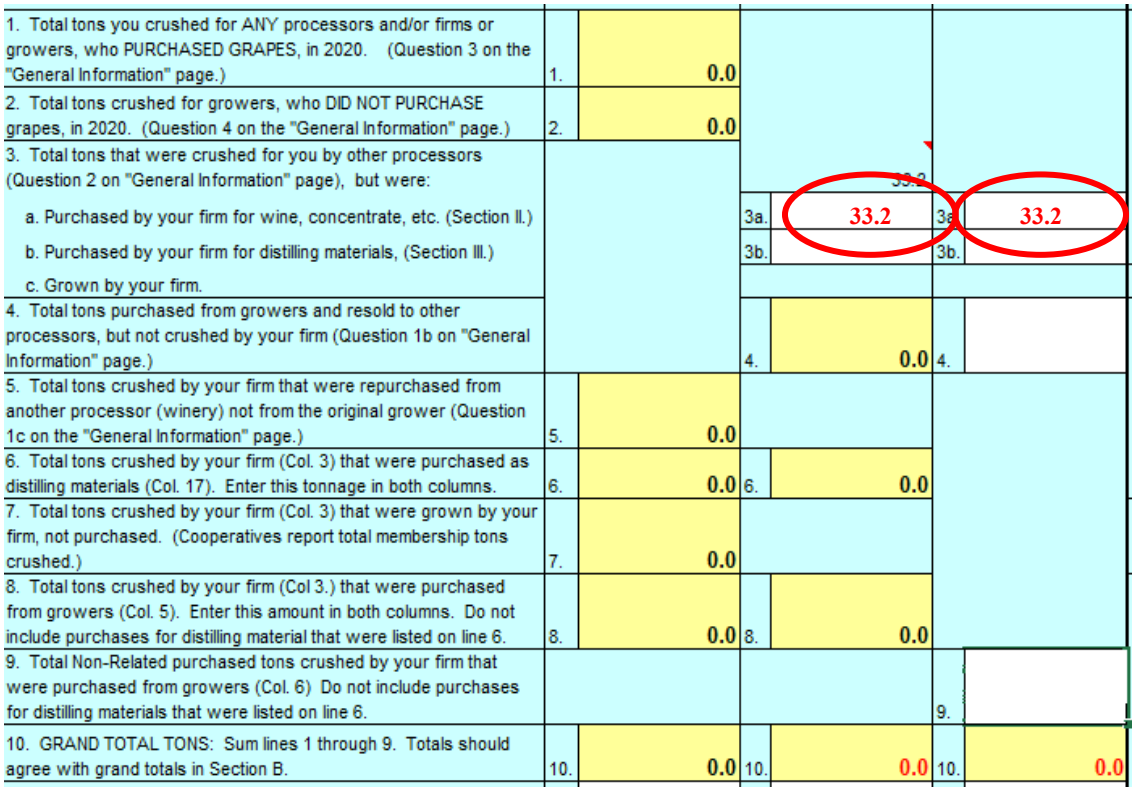

1. Total tons you crushed for ANY processors and/or firms or growers, who PURCHASED GRAPES, in 2020. (Question 3 on the "General Information" page.)	1.	0.0				
2. Total tons crushed for growers, who DID NOT PURCHASE grapes, in 2020. (Question 4 on the "General Information" page.)	2.	0.0				
3. Total tons that were crushed for you by other processors (Question 2 on "General Information" page), but were:						
a. Purchased by your firm for wine, concentrate, etc. (Section II.)			3a.	33.2	3a.	33.2
b. Purchased by your firm for distilling materials, (Section III.)			3b.		3b.	
c. Grown by your firm.						
4. Total tons purchased from growers and resold to other processors, but not crushed by your firm (Question 1b on "General Information" page.)			4.	0.0	4.	
5. Total tons crushed by your firm that were repurchased from another processor (winery) not from the original grower (Question 1c on the "General Information" page.)	5.	0.0				
6. Total tons crushed by your firm (Col. 3) that were purchased as distilling materials (Col. 17). Enter this tonnage in both columns.	6.	0.0	6.	0.0		
7. Total tons crushed by your firm (Col. 3) that were grown by your firm, not purchased. (Cooperatives report total membership tons crushed.)	7.	0.0				
8. Total tons crushed by your firm (Col 3.) that were purchased from growers (Col. 5). Enter this amount in both columns. Do not include purchases for distilling material that were listed on line 6.	8.	0.0	8.	0.0		
9. Total Non-Related purchased tons crushed by your firm that were purchased from growers (Col. 6) Do not include purchases for distilling materials that were listed on line 6.					9.	
10. GRAND TOTAL TONS: Sum lines 1 through 9. Totals should agree with grand totals in Section B.	10.	0.0	10.	0.0	10.	0.0

GRAPE CRUSH & PURCHASE INQUIRY
Data Page Column Descriptions

New reporters are often confused by the magnitude of this inquiry. We are here to help you.
If you have any questions, please call 916-738-6569 or email grapecrushteam@usda.gov

IDENTIFICATION

Column (1) **Variety**

List the full name of the variety in Column 1. Mixed variety lots should be reported by grape type (i.e. raisin, table, white wine, or red wine) on the data page(s). If you have red wine grapes and white wine grapes mixed in the same lot, enter them as "mixed red" wine grapes. If you have mixed red wine grapes, enter them as "mixed red" wine grapes. In the same manner, mixed white wine grapes should be entered as "mixed white".

Column (2) **District**

Identify crushed grapes by the district where they were grown using the map available at cdfa.ca.gov/mkt/grapecrush and enter the appropriate district number on the enclosed forms.

Remember: Report grapes in the district where grown, not the district where crushed.

SECTION I

Column (3) **Total Grapes Crushed, Over-the-scale-tons**

Report, by variety and Grape Reporting District, total over-the-scale fresh weight tonnage (include Material Other than Grapes (MOG) and defects) for **all** grapes crushed at your facility. Grape distilling material should be included. Report tonnage to the nearest tenth (i.e. 130.0, 120.4, or 150.1 tons).

Report weight of crushed tonnage in the district where the grapes were grown, not where the grapes were crushed.

Column 3 includes grapes that were:

(a) Purchased and crushed by your firm.
(b) Custom crushed for the account of an independent grower and/or other firm.
(c) Grown and crushed by your firm.
(d) Grown by cooperative members and crushed by you.
(e) Field crushed and delivered to you.

Don't forget to report Gross weight that includes MOG and grapes with defects.

Column 3 does not include:

(a) Grapes purchased, but not crushed by your firm.

ln this case, the processor crushing the grapes should enter the tonnage crushed and degrees Brix on their inquiry.

NOTE: Price paid to the grower by the original purchaser is the price that should be reported by the grape purchaser on their inquiry. This also holds for other information asked in Columns 5-19.

(b) Any raisin distilling material.

Column (4) **Total Grapes Crushed, Weighted Average Degrees Brix**

Report, by variety, the weighted average degrees Brix of deliveries. These should be to the nearest tenth (i.e., 19.0, 20.6 or 21.2 percent). lf not available, please estimate.

SECTION II

Column (5) **All Purchased Tons**

Report, to the nearest tenth, fresh tons purchased for which prices are final on or before January 31st. Report net weight of purchased tonnage in the district where the grapes were grown and not where the grapes were crushed.

Column 5 includes grapes:

(a) Purchased from growers for wine, wine vinegar, juice, concentrate and beverage brandy.
(b) Purchased from other wineries only if that winery was also the producer of the grapes.
(c) Purchased from growers which are considered separate entities from your processor operation (i.e., separate tax filings are made for the vineyard and winery entities).
(d) Purchased from growers or other processors, but not crushed by your firm.

Column 5 does not include:

(a) Material other than grapes (MOG), and defects or other weight adjustments deducted from the gross weight ticket.
(b) Any raisin distilling material.
(c) Grapes grown by your winery which are grown in vineyards under the same ownership as the winery.
(d) Grapes purchased from other wineries that were previously purchased from growers.
(e) Grapes crushed to grower accounts or crushed for other wineries.

Column (6) **Related versus Non-Related Purchased Tons**

A purchase is related (answer YES) if:

(a) The grower or an affiliate of the grower, or both the grower and the affiliate of the grower, owned, directly or indirectly, at least 5 percent of the indicia of ownership or voting authority of the winery (processor);
(b) The winery (processor) or an affiliate of the winery, or both the winery and the affiliate of the winery, owned, directly or indirectly, at least 5 percent of the indicia of ownership or voting authority of the grower;
(c) The winery (processor) or an affiliate of the winery, or both the winery and the affiliate of the winery, provided long term financing to the grower in exchange for rights or options to purchase a significant portion of the grower's harvest.

Definitions Affiliate" or "affiliated with" means a person who directly or indirectly, through one or more intermediaries, controls, is controlled by, or is under common control of another person. For the purposes of this paragraph, "control" means the possession, direct or indirect, of the power to direct or cause the direction of the management and policies of any person.

"Long-term financing" means (i) financing that by its terms is due over a period of more than one year, or (ii) more than 180 days if there is a purchase agreement between a grower and a processor or (iii) if there is a farming agreement where the purchase price is on a per-acre basis.

"Purchase" means the taking by sale, discount, negotiation, mortgage, pledge, lien, issue or reissue, gift, or any other voluntary transaction creating an interest in property. For the purposes of this paragraph, "sale" shall consist of the passing of title from the seller to the buyer for a price.

Verification of Data **Pursuant** to Section 55601.5 of the Food and Agricultural Code, the Department of Food and Agriculture may examine your records to determine the accuracy of the information provided in this report. Any such determination will occur following publication of the Final Grape Crush Report.

Column (7) **Weighted Average Degrees Brix**

Report, by variety, weighted average degrees Brix for all grapes listed in Column 5. These should be to the nearest tenth (i.e., 20.0, 20.7 or 21.3). If not available, please estimate.

Column (8) **Base Price Per Ton (Contract Price)**

Report, by variety, the base price for grapes **delivered to the winery**. **Include local hauling allowances normally paid to growers or roadside basis if it is the same price as paid delivered to winery. Exclude** any adjustments made for sugar, bonuses, or other allowances where prices are final.

A separate line entry must be made for each base price, Brix adjustment factor, or other allowance. Tonnages for the same variety must also be entered on separate lines, if they were purchased under different base price contracts. If deliveries failed to meet contract specifications and the price was renegotiated, enter this renegotiated price in Column 8. If only part of a delivery failed to meet specifications, enter the renegotiated price and tonnage for that portion on a separate line.

(If the winery has a final base price list and degrees Brix adjustment schedule, rather than completing Columns 9 through 15 for each variety purchased, the list may be attached.) Please report prices to the **nearest cent**. If the final base price is four hundred, fifty dollars, report this as $450.00. Four hundred, fifty dollars and twenty-five cents should be reported as $450.25.

The base price paid to the grower by the **original** purchaser should be reported on the inquiry of the original purchaser. For example: If grapes were sold by Winery A (original purchaser) to Winery B for crushing, Winery B should only report the tons crushed and degrees Brix. The original price paid to the grower, by Winery A, should be reported by Winery A on his inquiry (i.e., Winery A reports price in Section II, while Winery B leaves Section II blank and completes Section I). **Because the Grape Crush Report is only concerned with original prices paid to grape growers, the second price paid by Winery B is not to be included on either winery's inquiry**.

Columns (9 & 10) **Acceptable Brix Limits**

If grapes were purchased, specify the maturity limits of acceptance. Report (in degrees Brix) the minimum limit in Column 9 and the maximum limit in Column 10.

Column (11) **Brix Adjustment Factors Plus and Minus**

Report adjustment factors that were applied to the base price reported in Column 8. When calculating the adjusted final payment to producers, report ONE of the following:

(a) If no adjustment for Brix was applied to the base price, please indicate "None" and skip Columns 13, 14 and 15.
(b) The percentage adjustment from the base price for each degree Brix (or fraction of degree Brix) from the base level in Column 13.
(c) The dollar and cent adjustment from the base price for each degree Brix (or fraction of degree Brix) from the base level in Column 13.

Columns (13, 14 & 15) **Degrees Brix Adjustment Limits**

If Brix adjustments were reported in Column 11, report the degrees Brix used as a base in Column 13. In Column 14, report the minimum degree to which adjustments would have been made for low sugar and in Column 15 the maximum degree to which adjustments would have been made for high sugar. If no minimum and/or maximum adjustments were specified, report "None" in Column 14 and/or 15.

Column (16) **Final Price Per Ton**

Report **net** prices paid on a delivered winery basis (or roadside basis if that is the same price as paid delivered to winery). **Include local hauling allowances normally paid to growers; premiums or penalties for low or high sugar; and any other bonuses or allowances.**

For each grape variety reported in Column 5, a weighted average net price must be calculated using actual final payments to growers and actual tons received from growers. Prices **must include** all sugar calculations and any bonuses or allowances. **Do not include MOG or defects deducted from deliveries**. Report only final prices in Column 16 (i.e., prices not subject to further revision).

To calculate a delivered price, use the following instructions:

(a) Roadside basis, include any usual local delivery hauling allowances.
(b) On-vine basis, include an allowance for both picking and usual local hauling costs.
(c) Local distance delivered basis, deduct any additional allowance added to the grape price for long distance hauling to the winery.

SECTION III

Column (17) **Purchased Tons**

lnclude all purchased grapes (fresh basis) that have been graded or designated for distilling material (DM), other than beverage brandy, that are reported in Section I. ln some areas, these grapes are referred to as substandard. **Do not** include any tonnage previously reported in section II (columns 5-16). **Do not** include raisin distilling material.

Column (18) **Weighted Average Degrees Brix**

Report, by variety, the weighted average degrees Brix for DM purchased and reported in Column 17. Report figures to the nearest tenth. If not available, please estimate

Column (19) **Final Price Per Ton**

Use the net weight in Column 17 and actual price paid.

GRAPE CRUSH & PURCHASE INQUIRY
Where Should I Report These Grapes?

#	Situation	Where to list these grapes in your Grape Crush Inquiry
1	Your winery grew and crushed grapes at your facility	Data Page - Grape Information Data Page - Section 1
2	Your winery grew and crushed grapes as an alternating proprietor (AP) at another facility	Data Page - Grape Information Data Page - Section 1
3	Your winery grew grapes and had them custom crushed	Question 2
4	Your winery purchased grapes and crushed them at your facility	Data Page - Grape Information Data Page - Section 1 Data Page - Section 2
5	Your winery purchased grapes and crushed them as an alternating proprietor (AP) at another facility	Data Page - Grape Information Data Page - Section 1 Data Page - Section 2
6	Your winery purchased grapes and had them custom crushed	Question 2 Data Page - Grape Information Data Page - Section 2
7	Your winery custom crushed grapes for an operation that only grows grapes (client does not purchase nor crush *any* grapes)	Question 4
8	Your winery custom crushed grapes for another winery (client purchased and/or crushed grapes)	Question 3
9	You re-purchased grapes (i.e. you bought grapes from someone other than the original grower) and crushed them	Question 1c PAPER VERSION ONLY: Also complete Data Page - Grape Info Data Page - Section 1
10	You re-purchased grapes (i.e. you bought grapes from someone other than the original grower) and had them custom crushed	Question 1c PAPER VERSION ONLY: Also complete Question 2
11	You purchased grapes from a grower and then resold them	Question 1b Data Page - Grape Information Data Page - Section 1
12	You purchased juice (price per gallon)	Do not include these grapes in your report!

Common Ownership (Related and Non-Related Purchases)

A purchase is considered ***related*** if the winery and grower share 5% or more common ownership OR have a long-term financing agreement. Otherwise, the purchase is considered ***non-related***.

Examples of a ***related*** purchase:

(1) Winery X is a cooperative owned by multiple growers. William owns Vineyard A. William also has 5% ownership of Winery X. If Winery X buys grapes from Vineyard A, this is a related purchase.

(2) Winery Y is owned by James and Kelly. Kelly also owns 10% of Vineyard B. If Winery Y purchases grapes from Vineyard B, this is a related purchase.

(3) Winery Y is owned by James and Kelly. James provided long-term financing to Vineyard C and has the right to buy grapes produced by Vineyard C. If Winery Y purchases grapes from Vineyard C, this is a related purchase.

For the electronic spreadsheet version:

On the Data Page – Section 2, the tonnage for a ***non-related*** purchase is entered in BOTH "Tons Purchased" column L and "Non-Related Purchased Tons" column M.

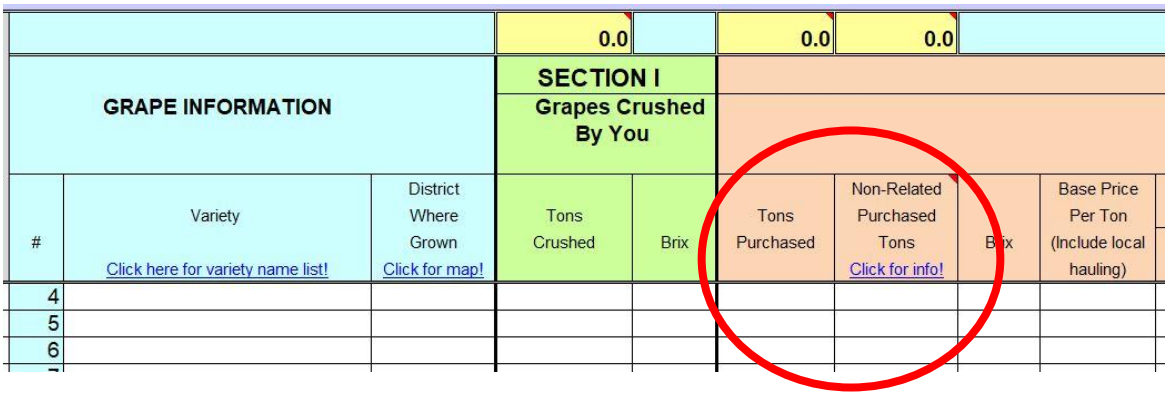

			0.0		0.0	0.0		
GRAPE INFORMATION			SECTION I Grapes Crushed By You					
#	Variety Click here for variety name list!	District Where Grown Click for map!	Tons Crushed	Brix	Tons Purchased	Non-Related Purchased Tons Click for info!	Brix	Base Price Per Ton (Include local hauling)
4								
5								
6								

If the purchase is ***related***, the tonnage is entered in the "Tons Purchased" column L and a zero is entered in "Non-Related Purchased Tons" column M.

For the paper workbook:

On the Data Page -- Section 2, please circle "YES" if the purchase is ***related*** and circle "NO" if the purchase is ***non-related***.

	1	2	3	4	5	6	7	8
Row #	IDENTIFICATION		SECTION I Grapes Crushed at your Facility		SECTION II Grapes Purchased from Grower(s) for Wine, Concentrate, Juice, Vinegar, & Beverage Brandy			
	VARIETY (List full name)	Dist. Where Grown	Tons Crushed	Brix	Tons Purchased	Was this a Related Purchase? (See page 10)	Brix	Base Price Per Ton (Include local hauling)
	Ex: Merlot (Non-Related)	1	110.8	21.2	86.3	YES (NO)	21.2	$800.00
	Ex: Merlot (Related)	1	59.7	21.8	59.7	(YES) NO	21.8	$600.00
1			.__	.__	.__	YES NO	.__	.__ __
2			.__	.__	.__	YES NO	.__	.__ __

GRAPE CRUSH & PURCHASE INQUIRY
Related and Non-Related Purchases

A purchase is considered ***related*** if the winery and grower share 5% or more common ownership OR have a long-term financing agreement. Otherwise, the purchase is considered ***non-related***.

Examples of a ***related*** purchase:

a. Winery X is a cooperative owned by multiple growers. William owns Vineyard A. William also has 5% ownership of Winery X. If Winery X buys grapes from Vineyard A, this is a related purchase.

b. Winery Y is owned by James and Kelly. Kelly also owns 10% of Vineyard B. If Winery Y purchases grapes from Vineyard B, this is a related purchase.

c. Winery Y is owned by James and Kelly. James provided long-term financing to Vineyard C and has the right to buy grapes produced by Vineyard C. If Winery Y purchases grapes from Vineyard C, this is a related purchase.

How to report ***related*** and ***non-related*** on the paper form mailed to you:

- On the Data Page – Section II, please circle "YES" in column 6 if the purchase is ***related*** and circle "NO" if the purchase is ***non-related***.

Row #	1 IDENTIFICATION VARIETY (List full name)	2 Dist. Where Grown	3 SECTION I Grapes Crushed at your Facility Tons Crushed	4 Brix	5 SECTION II Grapes Purchased from Grower(s) for Wine, Concentrate, Juice, Vinegar, & Beverage Brandy Tons Purchased	6 Was this a Related Purchase? (See page 7)		7 Brix	8 Base Price Per Ton (Include local hauling)
	Ex: Merlot (Non-Related)	1	86.3	21.2	86.3	YES	NO	21.2	$800.00
	Ex: Merlot (Related)	1	59.7	21.8	59.7	YES	NO	21.8	$600.00
1						YES	NO		
2						YES	NO		

How to report ***related*** and ***non-related*** in the excel form:

- On the Data Page – Section II, the tonnage for a ***non-related*** purchase is entered in BOTH column 5 "Tons Purchased" and column 6 "Non-Related Tons Purchased".
- If the purchase is ***related***, the tonnage is entered in column 5 "Tons Purchased" and a zero is entered in column 6 "Non-Related Tons Purchased".

#	1 GRAPE INFORMATION Variety (Click here for variety name list!)	2 District Where Grown (Click for map!)	3 SECTION I Grapes Crushed At Your Facility Tons Crushed	4 Brix	5 Grapes Purchased from Gr Tons Purchased	6 Non-Related Tons Purchased (Click for info!)	7 Brix	8 Base Price Per Ton (incl. local hauling)	9 Acc Brix Min
	Repurchases--Question 1C.		0.0						
	Crushed for Processors--Question 3.		0.0						
	Crushed for Growers--Question 4.		0.0						
1	Chardonnay	9	5.0	22.(	5.0	5.0	22.0	*(non-related)*	
2	Chardonnay	9	5.0	22.(	5.0	0.0	22.0	*(related)*	
3									
4									

GRAPE CRUSH & PURCHASE INQUIRY
Pierce's Disease Assessment Instructions

For the 2026 crop year, the assessment fee will be one dollar and twenty-five cents ($1.25) per one thousand dollars ($1,000) of value. The Pierce's Disease Assessment is ultimately the responsibility of the producer. Producer means a grower, including a cooperative, of grapes in California for wine, wine vinegar, juice concentrate, or beverage brandy. However, the grape purchaser and/or processor are responsible for collecting the amount owed by the producer and subsequently remitting it to the department by January 29, 2027. Processors crushing less than 100 tons are NOT EXEMPT from the Pierce's Disease Assessment.

Grape purchasers and/or processors **ARE** responsible for collecting and remitting the Pierce's Disease Assessment to the department in the following situations:

- when you purchase grapes from a grower;
- when you purchase grapes from another processor, **who was the producer of the grapes**;
- when you produce grapes and crush them yourself OR send them elsewhere to be crushed for you;
- when you crush grapes for a grower, who DID NOT PURCHASE ANY grapes, in 2026 (these grapes are reported under Question 4 of the Grape Crush & Purchase Inquiry).

Grape purchasers and/or processors **ARE NOT** responsible for collecting and remitting the Pierce's Disease Assessment to the department in the following situations:

- when you purchase grapes from a party, who was NOT the original grower (a repurchase);
- when you crush grapes for ANY processors and/or firms or growers, who PURCHASED grapes, in 2026 (these grapes are reported under Question 3 of the Grape Crush & Purchase Inquiry).

Please use the Table 10 in your packet to determine the previous year's value of grapes not purchased for the Pierce's Disease Assessment portion of the Assessments, Report #1 form.

NOTE:
If you complete your 2026 Grape Crush and Purchase Inquiry by using the electronic spreadsheet version, it will automatically calculate your Pierce's Disease Assessment. If you complete the electronic spreadsheet version, you do not need to complete a separate Assessment Report.

GRAPE CRUSH & PURCHASE INQUIRY
When Do I Pay The Pierce's Disease Assessment?

#	Situation	You submit payment for Pierce's Disease (PD) Assessment	Comments
1	Your winery grew and crushed grapes	x	
2	Your winery grew grapes and had them custom crushed	x	
3	Your winery purchased grapes and crushed them	x	All of the PD assessment can be charged back to the grower
4	Your winery purchased grapes and had them custom crushed	x	All of the PD assessment can be charged back to the grower
5	Your winery custom crushed grapes for an operation that only grows grapes (client does not purchase nor crush any grapes)	x	All of the PD assessment can be charged back to the client
6	Your winery custom crushed grapes for another winery (client purchases and/or crushes grapes)		
7	You re-purchase grapes (that is, you buy grapes from someone other than the original grower) and crush them		
8	You re-purchase grapes (that is, you buy grapes from someone other than the original grower) and have them custom crushed		
9	You purchase grapes from a grower and then resell them	x	All of the PD assessment can be charged back to the grower
10	You purchase juice (price per gallon)		Exclude juice purchases from your Grape Crush Inquiry

GRAPE CRUSH & PURCHASE INQUIRY
Excel Workbook Instructions

The Grape Crush & Purchase Inquiry is available in both paper (pdf) format and in a spreadsheet (excel) format. This document is instructions for completing the spreadsheet format.

This spreadsheet is a Microsoft Office Excel workbook file. If you are using another spreadsheet software (Google Sheets, Apple Numbers, OpenOffice Calc, et al.), the formulas may get broken.

If you have any questions, please call the Grape Crush Team at 916-738-6569 or email GrapeCrushTeam@usda.gov.

STEP 1: Getting Started

1. Did you crush any grapes (at your facility) this year? ☐ Yes or ☐ No
2. Did you purchase any grapes directly from growers this year? ☐ Yes or ☐ No

If "yes" to *either* question, you must complete and return the following:

- Grape Crush & Purchase Inquiry Excel workbook
- Signed Excel Certification (blue paper)
- Check for assessment owed

If "no" to *both* questions, complete and return the "Certification of No Purchasing or Crushing" (yellow paper). You do not have to complete any other forms for this report.

STEP 2: Download the Workbook

On the Internet, go to the web site www.cdfa.ca.gov/mkt/grapecrush . There are 3 versions of the workbook:

- EZ Form – This is a simplified questionnaire that can be used in certain situations. Many wineries can use this format.
- Regular Form – This is the standard questionnaire.
- MOG Form – This format allows the winery to keep track of material other than grapes (MOG) and enter up to 3,000 lines of data on the Data Page. Not many wineries need this version.

STEP 3: Notes before you begin

Before you begin entering data, please note the following:

- This workbook contains different tabs for different sections of the questionnaire. The tabs are arranged so you can work on them from left to right.
- Spell the variety names as they are spelled in the 'Varieties' worksheet. Doing so will allow your Pierce's Disease Assessment to calculate. If you use a different spelling, the calculation will be wrong or it simply will not calculate.
- Some cells in this workbook are password protected to prevent accidental damage to the formulas.
- **DO NOT cut and paste** – this can damage the workbook. If you need to move data, please copy and paste-special-values instead.

STEP 4: Entering Data

Introduction

Enter your 6-digit ID, name of your firm, date, preparer/contact name, telephone number, and e-mail address. Then answer the two screening questions. If you are using the EZ Form, also answer the additional screening questions on the right side of the page.

Your 6-digit ID is on your mailing label on the cover of your Grape Crush and Purchase Inquiry. This ID is not the same as your processor license number.

Questions 1, 1a, 1b: ***Did you purchase and resell any grapes?***

(Omitted from the EZ Form)

If you answer "yes" to Question 1b, enter the following information into the table on this tab: Operation Name, Variety, District, Tons Resold, Brix

Question 1c: ***Did you repurchase grapes from a seller who was not the original grower?***

(Omitted from the EZ Form)

If you answer "yes" to Question 1c, enter the following information into the table on this tab: Operation Name, Variety, District, Tons Repurchased, Brix

There is one additional question on the right for each row entered: *"Will these repurchased grapes be crushed by another processor?"*

- If the answer is "yes" for the grapes entered on that row, enter the value "1" into the cell and type the "Processor Name Where Crushed" for these grapes.
- If the answer is "no" and you crushed these grapes at your facility, leave it blank.

Question 2: ***Were any grapes crushed for you by other processors?***

If you answer "yes" to Question 2, enter the following information into the table on this tab: Crusher Name, Variety, District, Tons, Brix

There is one additional question on the right: "*Was tonnage purchased or grown?"*

- GROWN GRAPES: Answer "no" by leaving the cell blank. The Pierce's Disease Assessment will automatically calculate.
- PURCHASED GRAPES: Answer "yes" by entering a "1" in the cell. The Pierce's Disease Assessment amount will NOT calculate from this tab. The assessment for these grapes will be calculated based on the purchase information you enter later in Section II of the Data Page tab.

Question 3: ***Did you crush grapes for any clients who purchased and/or processed grapes?***

(Omitted from the EZ Form)

If you answer "yes" to Question 3, enter the following information into the table on this tab: Operation Name, Variety, District, Tons, Brix

If you crush grapes for an operation that only grows grapes (they do NOT purchase or crush, so they will NOT submit their own Grape Crush & Purchase Inquiry), that information goes in Question 4 instead.

Question 4: ***Did you crush grapes for clients who DID NOT PURCHASE any grapes?***

(Omitted from the EZ Form)

If you answer "yes" to Question 4, enter the following information into the table on this tab: Vineyard or Grower Name, Variety, District, Tons, Brix

If you crush grapes for an operation that purchases or crushes any grapes (that is, they will submit their own Grape Crush Inquiry), that information goes in Question 3 instead.

Data Page

Enter information for all of the ***grapes you purchased*** and all of the ***grapes you crushed*** on this tab. There are three sections on this page:

- Section I (pink header), Grapes Crushed at your Facility
- Section II (orange header), Grapes Purchased from Grower(s) for Wine, Concentrate, Juice, Vinegar, & Beverage Brandy
- Section III (grey header), Grapes Purchased from Growers as Distilling Material Other than Beverage Brandy (UNCOMMON)

Where to enter data:

- For grapes you grew and crushed at your facility, enter data in Section I only.
- For grapes you purchased and crushed at your facility, enter data in both Section I and Section II.
- For grapes you purchased and crushed as an AP, enter data in both Section I and Section II.
- For grapes you purchased and had custom crushed, enter data in Section II only (and Question 2).
- For grapes you purchased and resold to another winery, enter data in Section II only (and Question 1b).

Data from the workbook Questions 1c, 3, and 4 are automatically subtotaled into the Data Page. Information from these three questions ***does not*** need to be re-entered into the Data Page.

There are two purchased tons columns in Section II of the Data Page, *Tons Purchased* and *Non-Related Tons Purchased.* These two columns split purchased tonnage into two groups, ***related*** and ***non-related.***

- ***Related:*** A purchase is considered ***related*** if the winery and grower share 5% or more common ownership OR have a long-term financing agreement. Examples of ***related*** purchases:
  - Winery X is a cooperative owned by multiple growers. William owns Vineyard A. William also has 5% ownership of Winery X. If Winery X buys grapes from Vineyard A, this is a related purchase.
  - Winery Y is owned by James and Kelly. Kelly also owns 10% of Vineyard B. If Winery Y purchases grapes from Vineyard B, this is a related purchase.
  - Winery Y is owned by James and Kelly. James provided long-term financing to Vineyard C and has the right to buy grapes produced by Vineyard C. If Winery Y purchases grapes from Vineyard C, this is a related purchase.

  If a purchase is ***related,*** enter the tonnage in the *Tons Purchased* column and enter a 0 in the *Non-Related Tons Purchased* column.

- ***Non-Related:*** A purchase is considered ***non-related*** if the winery and the grower share less than 5% common ownership.

  If a purchase is ***non-related,*** enter the tonnage in the *Tons Purchased* column and enter the tonnage again in the *Non-Related Tons Purchased* column.

Section A

(Omitted from the EZ Form)

The object of Section A is to help you determine if the Data Page is completed correctly. The yellow cells are calculated automatically based on Questions 1b, 1c, 2 (grown grapes only), 3, and 4. Look these over and verify that they are correct. If not, make updates to the appropriate worksheets.

Fill in the white cells as needed to balance and check your workbook totals. Note any error messages and correct the problem.

The Grand Total Line 10 values for Tons Crushed, All Purchased Tons, and Non-related Purchased Tons should equal the "Totals from Data Page for comparison," which are shown below in Excel rows 24 through 26. If they are not the same, make the appropriate updates.

Enter tons crushed for concentrate production in Excel row 21.

If you are not able to get the workbook totals to match, please contact us for help at 916-738-6569 or GrapeCrushTeam@usda.gov .

Assessment Totals

This worksheet is automatically filled in for you based on information entered in other worksheets. Review your assessment that is shown on this worksheet.

Varieties

This worksheet is a reference list of grape varieties that this workbook is set up to process. It shows the way we spell the varieties, the type of grape, and comments about alternate variety names.

Districts

Map of the California Grape Pricing Districts.

STEP 5: Double Check the Data for Common Errors

- Check that you have entered the requested information into the Introduction worksheet.
- Go back through each worksheet in this workbook and look for errors. Errors and omissions will be highlighted red.
- If grapes are purchased and crushed at another facility (Question 2), be sure to enter a '1' in the 'Was tonnage PURCHASED by you from growers(s)?" column of Question 2. Leaving this question blank will result in an overpayment of the Pierce's Disease Assessment for these grapes.
- Check that you have entered the purchase price of grapes purchased in ***both columns 8 and 16*** on the Data Page (Section II). The prices in column 16 are used to calculate the Pierce's Disease Assessment.

STEP 6: Submit Your Report

- Attach your completed Excel workbook file to an e-mail message and send it to GrapeCrush@cdfa.ca.gov. Note that this is a different email address than where to send questions.
- Complete and sign the blue certification form.
- Write a check for the assessment owed (calculated on the Assessment Totals tab). Your check should be made out to "CDFA Grape Crush YYYY", where YYYY is the year of harvest. Please label your check with your winery name and/or ID number so we can identify what winery the payment is for.
- Mail the completed blue certification form and assessment check using the enclosed pre-paid envelope. If you do not wish to use the pre-paid envelope, please mail your paperwork to:

  CDFA Grape Crush
  650 Capitol Mall, Suite 6-100
  Sacramento, CA 95814

- When we receive your finished workbook, we will send an e-mail to you within the week confirming receipt of your workbook. Full compliance is met when we receive your finished workbook, your blue certification form, your printed Assessment Totals page, and your assessment check.

#	Situation	Where to report these grapes in your Grape Crush & Purchase Inquiry
1	Your winery grew and crushed grapes at your facility	Data Page - Grape Information Data Page - Section II
2	Your winery grew and crushed grapes as an alternating proprietor (AP) at another facility	Data Page - Grape Information Data Page - Section I
3	Your winery grew grapes and had them custom crushed	Question 2
4	Your winery purchased grapes and crushed them at your facility	Data Page - Grape Information Data Page - Section I Data Page - Section II
5	Your winery purchased grapes and crushed them as an alternating proprietor (AP) at another facility	Data Page - Grape Information Data Page - Section I Data Page - Section II
6	Your winery purchased grapes and had them custom crushed	Question 2 Data Page - Grape Information Data Page - Section II
7	Your winery custom crushed grapes for an operation that only grows grapes (client does not purchase nor crush *any* grapes)	Question 4
8	Your winery custom crushed grapes for another winery (client purchases and/or crushes grapes)	Question 3
9	You re-purchased grapes (that is, you bought grapes from someone other than the original grower) and crushed them	Question 1c
10	You re-purchased grapes (that is, you bought grapes from someone other than the original grower) and had them custom crushed	Question 1c
11	You purchased grapes from a grower and then resold them	Question 1b Data Page - Grape Information Data Page - Section II
12	You purchased juice (price per gallon)	Do not include these grapes in your report!

GRAPE CRUSH & PURCHASE INQUIRY
How To Report Smoke Affected Grapes

According to the California Code of Regulations (3 CCR Subsection 1661.2), "Defects" shall be considered defective grapes due to evidence of mold, rot, or mildew resulting in decomposition. The definition is very specific and does not include smoke damage.

Without this definition in the California Code of Regulations, smoke damage will need to be treated as a quality issue. We have developed several scenarios related to smoke damage to aid the industry in how to report various situations on the Grape Crush & Purchase Inquiry.

- Scenario 1:
  Grapes were harvested and delivered to the winery. Winery took control of the grapes but did not crush them due to smoke damage. Please report the purchase in *Section II* of the Datapage, with no corresponding crush in *Section I*. For *Section II*, please report the contract price in Column 8 and the price paid in Column 16 (even if the price paid was $0).

- Scenario 2:
  Grapes were harvested and delivered to the winery but rejected due to smoke damage. Winery did not take control of the grapes and did not crush or pay for them. Do not report the grapes on the Grape Crush & Purchase Inquiry, as they were neither crushed nor purchased.

- Scenario 3:
  Grapes were harvested, delivered to the winery, and crushed. However, winery chose to discard the grapes after crush due to smoke damage. Please report the purchase in *Section II* of the Datapage, with corresponding crush in *Section I*. For *Section II*, please report the contract price in Column 8 and the price paid in Column 16 (even if the price paid was $0).

- Scenario 4:
  Grapes were harvested, delivered to the winery, and crushed. However, winery is still evaluating smoke damage and will not make a decision about keeping the grapes until after January 31. Please report the purchase in *Section II* of the Datapage, with corresponding crush in *Section I*. For *Section II*, please report the contract price in Column 8 and in Column 16, even if the price may change after a decision on the smoke damage is made. The price in Column 16 must be as of January 31 – if the price is adjusted after January 31, that price should not be reported to us.

- Scenario 5:
  The contract was renegotiated prior to January 31 to account for smoke damage. In this scenario, they will report the renegotiated contract price in Column 8 and the price paid in Column 16.

- Scenario 6:
  Grapes were harvested, delivered to the winery, and crushed. The winery and juice were later destroyed by fire. Please report the purchase in *Section II* of the Datapage, with corresponding crush in *Section I*. For *Section II*, please report the contract price in Column 8 and the price paid in Column 16 (even if the price paid was $0).

- Scenario 7:
  Grapes were harvested, delivered to the winery, and crushed. However, after evaluating the smoke damage, the winery decided not to purchase the grapes. The grower decided to keep the juice and will determine after fermentation if these grapes will be used in winemaking. The winery should report this crush in Question 4 of the Grape Crush & Purchase Inquiry.