

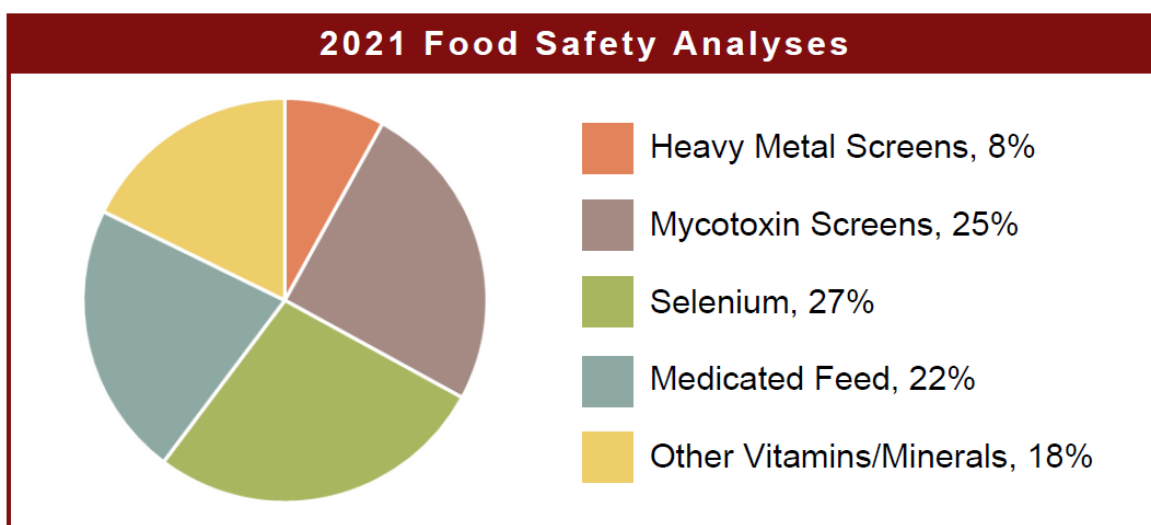


2021 Feed Sampling Summary

The Commercial Feed Regulatory Program (CFRP) has finalized its 2021 sampling data. Amid continued challenges to everyday operations due to the pandemic and inspector vacancies, CFRP inspectors collected a total of 672 commercial feed samples in 2021. Of the 672 total samples, 617 were obtained as part of CFRP's routine sampling plan. The remaining 55 samples were obtained for investigative purposes, including mixer studies, flush verifications, Safe Animal Feed Education (SAFE) Program research, complaints, etc. CFRP met its sampling plan goal of obtaining 70% of samples for food safety reasons and 30% for label compliance. Food safety analyses performed include selenium concentration, mycotoxin screens, heavy metal screens, medicated feed, and vitamin/mineral nutrient concentration.

2021 Sample Types	Number	Percentage
Food Safety	473	70%
Label Compliance	199	30%
Total	672	100%
Violative Samples	162	26%*

**of official samples only*

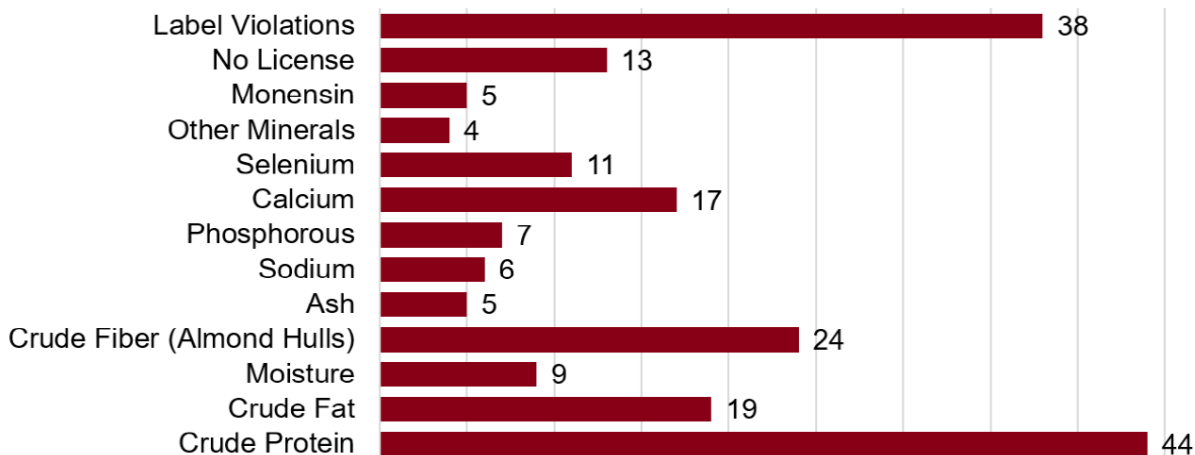




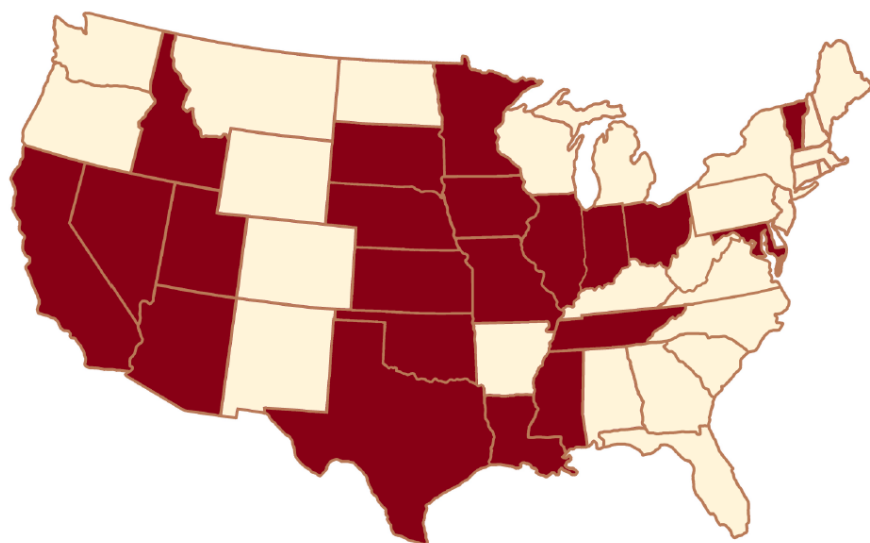
2021 Feed Sampling Summary

There were 162 samples with one or more associated violations (26% of official samples obtained), with crude protein and label violations being the most prevalent issues. There were 202 individual violations issued, with some samples receiving multiple violations. Common label violations included California Code of Regulations Title 3, Sections 2694, 2701, and 2697 and Food and Agricultural Code Sections 14991 and 14992.

2021 Violation Types



2021 Sample Origins



- | | |
|-------------|-----------------------|
| Arizona | Nevada |
| California | Ohio |
| Idaho | Oklahoma |
| Illinois | South Dakota |
| Indiana | Tennessee |
| Iowa | Texas |
| Kansas | Utah |
| Louisiana | Vermont |
| Maryland | |
| Minnesota | <u>International:</u> |
| Mississippi | Canada |
| Missouri | Mexico |
| Nebraska | Taiwan |