


CPDPC
November 2022
Results

CPDPC Finance Subcommittee

November 8, 2022



FY 21-22
Expenditures & Revenue

FY 21-22 June 2022 Expenditures

#	Group	Region	Activity	Committee Approved 2022 Budget	Remaining 2022 Budget	June 22 Expenditures per FI\$Cal	Year to Date Expenditures per FI\$Cal	Prior year FY20-21 Year to date Expenditures
1	ACP Mgmt	Border	Treatment	\$625,046	\$351,695	\$ 26,256	\$ 273,351	\$ 311,851
2	ACP Mgmt	Central	Survey	\$2,659,168	\$452,342	\$ 584,594	\$ 2,206,826	\$ 1,766,274
3	ACP Mgmt	Central	Treatment	\$1,290,726	\$1,093,731	\$ 45,259	\$ 196,995	\$ 412,189
4	ACP Mgmt	Northern	Survey	\$1,540,124	\$208,028	\$ 223,644	\$ 1,332,096	\$ 1,137,917
5	ACP Mgmt	Northern	Treatment	\$445,718	\$331,242	\$ 55,554	\$ 114,475	\$ 412,153
6	ACP Mgmt	Southern	Treatment	\$1,815,452	\$1,185,587	\$ 67,309	\$ 629,865	\$ 826,705
7	ACP Mgmt	Southern	Survey	\$281,149	\$61,621	\$ 35,279	\$ 219,528	\$ 198,307
8	ACP Mgmt	Statewide	Biocontrol	\$1,686,369	\$282,396	\$ 183,517	\$ 1,403,973	\$ 951,516
9	ACP Mgmt	Statewide	Survey	\$3,000,000	\$768,234	\$ 372,295	\$ 2,231,766	\$ 1,306,490
10	ACP Mgmt	Statewide	Regulatory	\$3,215,894	\$206,318	\$ 626,759	\$ 3,009,576	\$ 1,695,764
11	HLB Det	Border	Survey	\$212,795	\$84,319	\$ 45,602	\$ 128,476	\$ 196,486
12	HLB Det	Southern	Survey	\$2,084,691	\$1,026,053	\$ 173,171	\$ 1,058,639	\$ 926,515
13	HLB Det	Statewide	Survey	\$6,532,228	\$2,640,276	\$ 443,850	\$ 3,891,952	\$ 2,258,012
14	HLB Det	Statewide	Diagnostics	\$3,338,979	\$1,037,352	\$ 600,851	\$ 2,301,627	\$ 2,541,265
15	HLB Erad	Southern	Treatment	\$5,361,616	\$1,738,141	\$ 591,171	\$ 3,623,475	\$ 2,508,120
16	HLB Erad	Statewide	Regulatory	\$826,945	\$415,743	\$ 33,660	\$ 411,202	\$ 446,293
17	ACP/HLB	Statewide	Admin	\$5,852,176	-\$208,582	\$ 129,623	\$ 6,060,758	\$ 4,533,544
18	ACP/HLB	Statewide	Outreach	\$2,063,377	\$1,051,307	\$ 257,738	\$ 1,012,070	\$ 1,058,087
19	ACP/HLB	Statewide	Data Analysis	\$1,547,305	\$665,756	\$ 145,771	\$ 881,549	\$ 163,897
20	ACP Mgmt	Statewide	Diagnostics	\$209,052	\$32,316	\$ 59,955	\$ 176,736	\$ 122,778
			Totals	\$44,588,810	\$13,423,875	\$4,701,857	\$31,164,934	\$ 23,774,161

Overage in Group 17 is due to overhead and indirect costs

FY 2021-2022 is closed in FI\$Cal.

FY 21-22 June 2022 Expenditures Percentage

#	Group	Region	Activity	Committee Approved 2022 Budget	Remaining 2022 Budget	Year to Date Expenditures per FISCAL	Percentage Expended
1	ACP Mgmt	Border	Treatment	\$625,046	\$351,695	\$ 273,351	44%
2	ACP Mgmt	Central	Survey	\$2,659,168	\$452,342	\$ 2,206,826	83%
3	ACP Mgmt	Central	Treatment	\$1,290,726	\$1,093,731	\$ 196,995	15%
4	ACP Mgmt	Northern	Survey	\$1,540,124	\$208,028	\$ 1,332,096	86%
5	ACP Mgmt	Northern	Treatment	\$445,718	\$331,242	\$ 114,475	26%
6	ACP Mgmt	Southern	Treatment	\$1,815,452	\$1,185,587	\$ 629,865	35%
7	ACP Mgmt	Southern	Survey	\$281,149	\$61,621	\$ 219,528	78%
8	ACP Mgmt	Statewide	Biocontrol	\$1,686,369	\$282,396	\$ 1,403,973	83%
9	ACP Mgmt	Statewide	Survey	\$3,000,000	\$768,234	\$ 2,231,766	74%
10	ACP Mgmt	Statewide	Regulatory	\$3,215,894	\$206,318	\$ 3,009,576	94%
11	HLB Det	Border	Survey	\$212,795	\$84,319	\$ 128,476	60%
12	HLB Det	Southern	Survey	\$2,084,691	\$1,026,053	\$ 1,058,639	51%
13	HLB Det	Statewide	Survey	\$6,532,228	\$2,640,276	\$ 3,891,952	60%
14	HLB Det	Statewide	Diagnostics	\$3,338,979	\$1,037,352	\$ 2,301,627	69%
15	HLB Erad	Southern	Treatment	\$5,361,616	\$1,738,141	\$ 3,623,475	68%
16	HLB Erad	Statewide	Regulatory	\$826,945	\$415,743	\$ 411,202	50%
17	ACP/HLB	Statewide	Admin	\$5,852,176	-\$208,582	\$ 6,060,758	104%
18	ACP/HLB	Statewide	Outreach	\$2,063,377	\$1,051,307	\$ 1,012,070	49%
19	ACP/HLB	Statewide	Data Analysis	\$1,547,305	\$665,756	\$ 881,549	57%
20	ACP Mgmt	Statewide	Diagnostics	\$209,052	\$32,316	\$ 176,736	85%
			Totals	\$44,588,810	\$13,423,875	\$31,164,934	70%

FY 21-22 June Expenditure Metrics

Month of June 2022 Expenditure Metrics

June 2022 Expenditures	\$4,701,857
FY 20-21 Prior Year June Expenditures	\$3,338,660
Variance	40.8%

Year to Date June 2022 Expenditure Metrics

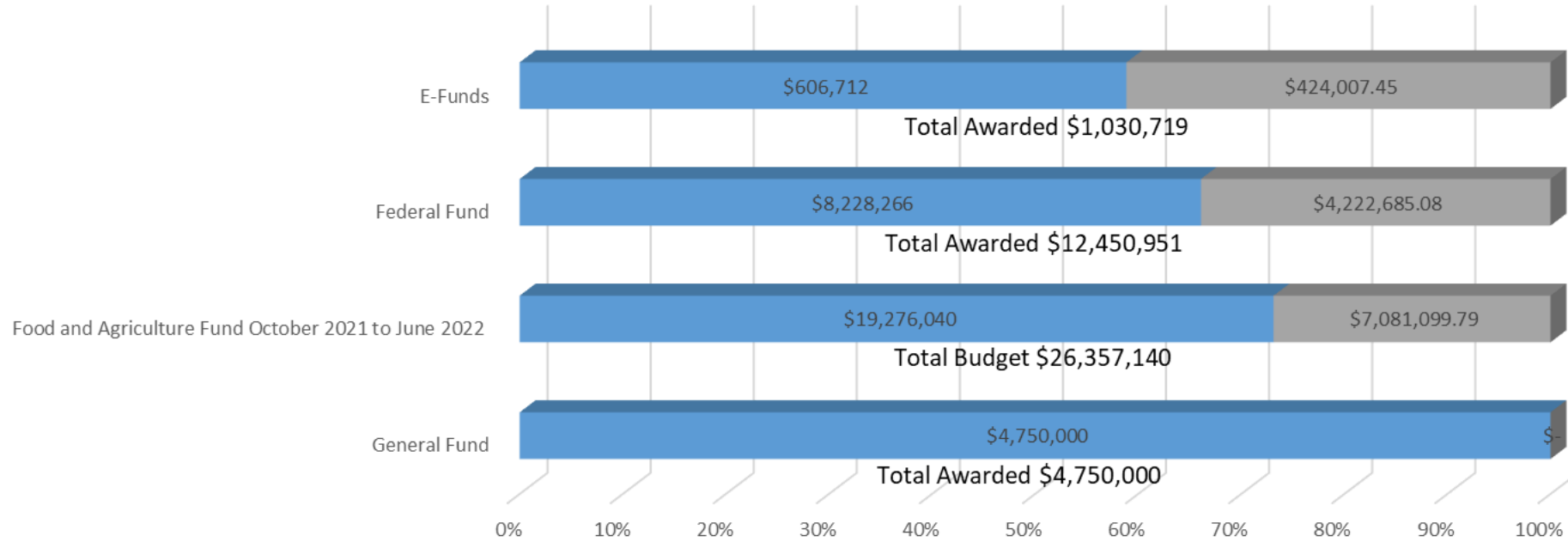
Year to Date Expenditures	\$31,164,934
FY 20-21 Prior Year-To-Date Expenditures	\$23,774,161
Variance	31.1%

Variance high due to invoices being actualized quicker than prior year

Committee Budget

FY21-22 Committee Approved Budget	\$44,588,810
Percentage of Expenditures to Date	70%
Remaining Balance	\$13,423,875

Funding Sources



	General Fund	Food and Agriculture Fund October 2021 to June 2022	Federal Fund	E-Funds
■ Expended	\$4,750,000	\$19,276,040	\$8,228,266	\$606,712
■ Remaining to be Expended	\$-	\$7,081,099.79	\$4,222,685.08	\$424,007.45

■ Expended ■ Remaining to be Expended

FY 21-22 Revenue Summary

Revenue Received	
Revenue Received To Date (October 2021 to September 2022)	\$11,905,476
Last Meeting (September 6, 2022) Revenue Received to Date	\$10,987,278
Increased from last meeting to current	\$918,198

Aug 2022:
\$610,975

Sep 2022:
\$307,233

FY 21-22 Carton Comparison

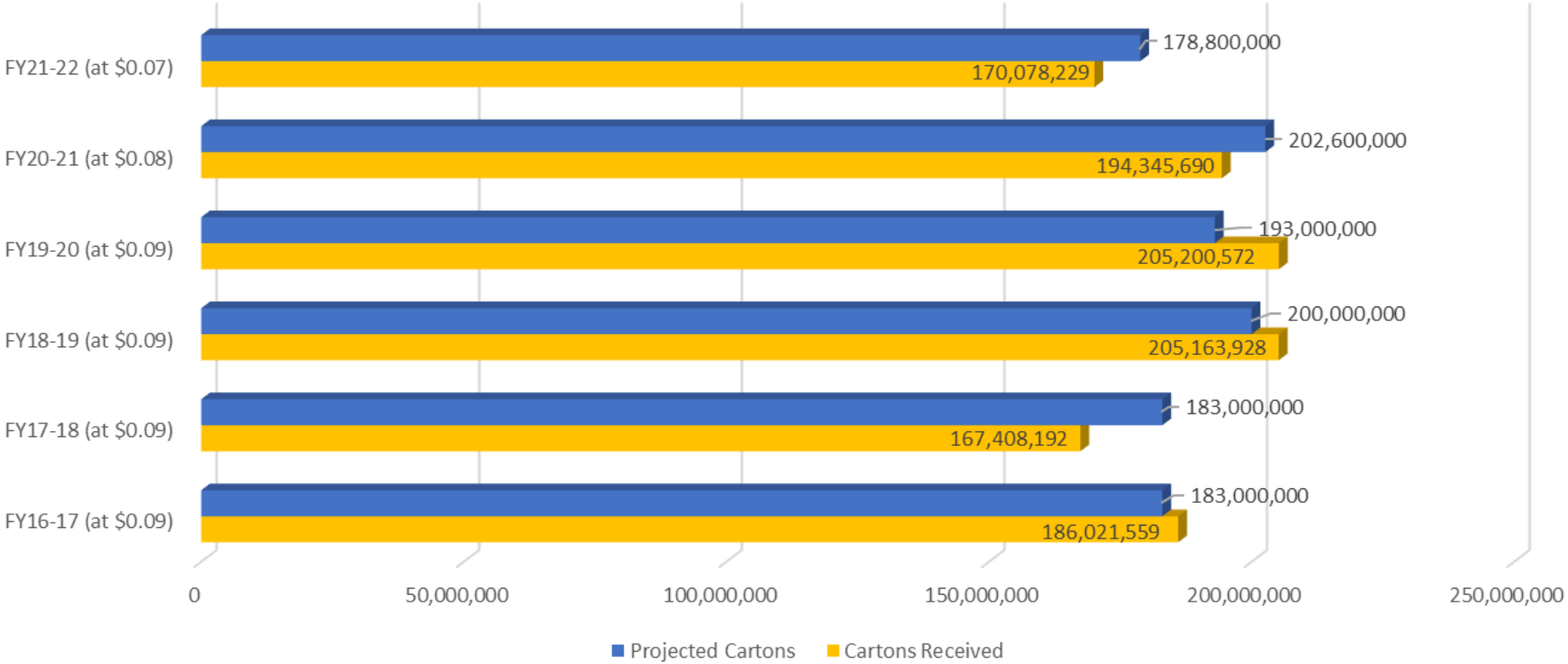
FY21/22 Projected Cartons	FY21/22 Projected Cartons (NASS)	FY20/21 Projected Cartons (CPDPC)
184,450,000 Cartons	178,800,000 Cartons	202,600,000 Cartons
\$0.07/per carton \$12,911,500	\$0.07/per carton \$12,516,000	\$0.08/per carton \$16,208,000


FY20/21 collected 194,354,687 cartons at \$0.08/ per carton

Year to Date Revenue Received	Revenue Amount	Cartons
Current YTD (\$0.07/per carton)	\$11,905,476	170,078,229
Prior Year FY20-21 YTD (\$0.08/per carton)	\$15,099,102	188,738,775

Converted assessment amounts to cartons for comparison

Crop Year (October to September) Carton Comparison





**FY 22-23
Expenditures**

FY 22-23 Expenditures

Month Closed in FI\$Cal	Monthly Total Closed	YTD Total
July 2022	\$1,503,811	\$1,1503,811
August 2022	\$2,356,987	\$3,860,798
September 2022	\$3,094,488	\$6,955,286

FY 22-23 July 2022 Expenditures

#	Group	Region	Activity	Committee Approved 2022-23 Budget	Remaining 2022-23 Budget	July 2022 Expenditures per FI\$Cal	Year to Date Expenditures per FI\$Cal	Prior year FY21-22 Year to date Expenditures
1	ACP Mgmt	Border	Treatment	\$724,879	\$722,929	\$ 1,950	\$ 1,950	\$ 12,861
2	ACP Mgmt	Central	Survey	\$3,029,321	\$2,952,645	\$ 76,676	\$ 76,676	\$ 66,236
3	ACP Mgmt	Central	Treatment	\$1,523,191	\$1,478,677	\$ 44,514	\$ 44,514	\$ 5,049
4	ACP Mgmt	Northern	Survey	\$1,763,771	\$1,719,664	\$ 44,107	\$ 44,107	\$ 45,319
5	ACP Mgmt	Northern	Treatment	\$455,799	\$454,906	\$ 893	\$ 893	\$ 3,099
6	ACP Mgmt	Southern	Treatment	\$2,489,759	\$2,475,902	\$ 13,857	\$ 13,857	\$ 21,499
7	ACP Mgmt	Southern	Survey	\$225,853	\$220,605	\$ 5,248	\$ 5,248	\$ 9,205
8	ACP Mgmt	Statewide	Biocontrol	\$1,909,711	\$1,889,129	\$ 20,582	\$ 20,582	\$ 24,346
9	ACP Mgmt	Statewide	Survey	\$3,000,000	\$3,000,000	\$ -	\$ -	\$ 49
10	ACP Mgmt	Statewide	Regulatory	\$3,239,008	\$3,170,283	\$ 68,725	\$ 68,725	\$ 82,226
11	HLB Det	Border	Survey	\$224,385	\$224,043	\$ 342	\$ 342	\$ 3,614
12	HLB Det	Southern	Survey	\$2,126,158	\$2,012,315	\$ 113,843	\$ 113,843	\$ 104,379
13	HLB Det	Statewide	Survey	\$6,601,352	\$6,208,250	\$ 393,102	\$ 393,102	\$ 446,654
14	HLB Det	Statewide	Diagnostics	\$3,353,434	\$3,287,913	\$ 65,521	\$ 65,521	\$ 70,995
15	HLB Erad	Southern	Treatment	\$5,358,641	\$5,214,059	\$ 144,582	\$ 144,582	\$ 127,410
16	HLB Erad	Statewide	Regulatory	\$844,501	\$802,018	\$ 42,483	\$ 42,483	\$ 35,104
17	ACP/HLB	Statewide	Admin	\$3,624,361	\$3,206,707	\$ 417,654	\$ 417,654	\$ 331,695
18	ACP/HLB	Statewide	Outreach	\$1,970,527	\$1,967,230	\$ 3,297	\$ 3,297	\$ 4,160
19	ACP/HLB	Statewide	Data Analysis	\$1,739,067	\$1,692,674	\$ 46,393	\$ 46,393	\$ 48,659
20	ACP Mgmt	Statewide	Diagnostics	\$215,393	\$215,352	\$ 41	\$ 41	\$ 51
			Totals	\$44,419,111	\$42,915,300	\$1,503,811	\$1,503,811	\$1,442,610

FY 22-23 August 2022 Expenditures

#	Group	Region	Activity	Committee Approved 2022-23 Budget	Remaining 2022-23 Budget	August 2022 Expenditures per FI\$Cal	Year to Date Expenditures per FI\$Cal	Prior year FY21-22 Year to date Expenditures
1	ACP Mgmt	Border	Treatment	\$724,879	\$704,150	\$ 18,778	\$20,729	\$ 43,016
2	ACP Mgmt	Central	Survey	\$3,029,321	\$2,849,172	\$ 103,473	\$180,149	\$ 199,581
3	ACP Mgmt	Central	Treatment	\$1,523,191	\$1,432,649	\$ 46,028	\$90,542	\$ 18,086
4	ACP Mgmt	Northern	Survey	\$1,763,771	\$1,666,827	\$ 52,837	\$96,944	\$ 93,025
5	ACP Mgmt	Northern	Treatment	\$455,799	\$453,147	\$ 1,759	\$2,652	\$ 24,236
6	ACP Mgmt	Southern	Treatment	\$2,489,759	\$2,435,374	\$ 40,527	\$54,385	\$ 63,888
7	ACP Mgmt	Southern	Survey	\$225,853	\$213,058	\$ 7,547	\$12,795	\$ 31,270
8	ACP Mgmt	Statewide	Biocontrol	\$1,909,711	\$1,800,017	\$ 89,111	\$109,694	\$ 82,382
9	ACP Mgmt	Statewide	Survey	\$3,000,000	\$2,892,559	\$ 107,441	\$107,441	\$ 2,987
10	ACP Mgmt	Statewide	Regulatory	\$3,239,008	\$3,110,765	\$ 59,518	\$128,243	\$ 180,083
11	HLB Det	Border	Survey	\$224,385	\$221,543	\$ 2,500	\$2,842	\$ 19,469
12	HLB Det	Southern	Survey	\$2,126,158	\$1,890,536	\$ 121,779	\$235,622	\$ 213,453
13	HLB Det	Statewide	Survey	\$6,601,352	\$5,696,887	\$ 511,363	\$904,465	\$ 836,927
14	HLB Det	Statewide	Diagnostics	\$3,353,434	\$3,066,583	\$ 221,329	\$286,851	\$ 241,660
15	HLB Erad	Southern	Treatment	\$5,358,641	\$5,004,256	\$ 209,803	\$354,385	\$ 280,165
16	HLB Erad	Statewide	Regulatory	\$844,501	\$755,307	\$ 46,712	\$89,194	\$ 89,938
17	ACP/HLB	Statewide	Admin	\$3,624,361	\$2,581,092	\$ 625,615	\$1,043,269	\$ 836,592
18	ACP/HLB	Statewide	Outreach	\$1,970,527	\$1,942,977	\$ 24,253	\$27,550	\$ 29,706
19	ACP/HLB	Statewide	Data Analysis	\$1,739,067	\$1,638,599	\$ 54,075	\$100,468	\$ 105,501
20	ACP Mgmt	Statewide	Diagnostics	\$215,393	\$202,814	\$ 12,537	\$12,579	\$ 15,025
			Totals	\$44,419,111	\$40,558,313	\$2,356,987	\$3,860,798	\$3,406,989

FY 22-23 September 2022 Expenditures

#	Group	Region	Activity	Committee Approved 2022-23 Budget	Remaining 2022-23 Budget	September 2022 Expenditures per FI\$Cal	Year to Date Expenditures per FI\$Cal	Prior year FY21-22 Year to date Expenditures
1	ACP Mgmt	Border	Treatment	\$724,879	\$689,681	\$ 14,470	\$35,198	\$ 63,336
2	ACP Mgmt	Central	Survey	\$3,029,321	\$2,699,874	\$ 149,298	\$329,447	\$ 283,878
3	ACP Mgmt	Central	Treatment	\$1,523,191	\$1,351,729	\$ 80,920	\$171,462	\$ 22,519
4	ACP Mgmt	Northern	Survey	\$1,763,771	\$1,609,371	\$ 57,456	\$154,400	\$ 152,784
5	ACP Mgmt	Northern	Treatment	\$455,799	\$453,146	\$ 1	\$2,653	\$ 29,399
6	ACP Mgmt	Southern	Treatment	\$2,489,759	\$2,377,157	\$ 58,217	\$112,602	\$ 124,229
7	ACP Mgmt	Southern	Survey	\$225,853	\$201,374	\$ 11,684	\$24,479	\$ 54,637
8	ACP Mgmt	Statewide	Biocontrol	\$1,909,711	\$1,713,803	\$ 86,214	\$195,908	\$ 246,825
9	ACP Mgmt	Statewide	Survey	\$3,000,000	\$2,748,531	\$ 144,029	\$251,469	\$ 263,229
10	ACP Mgmt	Statewide	Regulatory	\$3,239,008	\$3,032,302	\$ 78,463	\$206,706	\$ 345,103
11	HLB Det	Border	Survey	\$224,385	\$216,809	\$ 4,734	\$7,576	\$ 41,660
12	HLB Det	Southern	Survey	\$2,126,158	\$1,746,699	\$ 143,837	\$379,459	\$ 312,356
13	HLB Det	Statewide	Survey	\$6,601,352	\$5,244,589	\$ 452,298	\$1,356,763	\$ 1,237,588
14	HLB Det	Statewide	Diagnostics	\$3,353,434	\$2,757,302	\$ 309,281	\$596,132	\$ 375,318
15	HLB Erad	Southern	Treatment	\$5,358,641	\$4,488,834	\$ 515,422	\$869,807	\$ 398,228
16	HLB Erad	Statewide	Regulatory	\$844,501	\$715,540	\$ 39,767	\$128,961	\$ 131,128
17	ACP/HLB	Statewide	Admin	\$3,624,361	\$1,902,934	\$ 678,158	\$1,721,427	\$ 1,436,226
18	ACP/HLB	Statewide	Outreach	\$1,970,527	\$1,813,308	\$ 129,669	\$157,219	\$ 33,444
19	ACP/HLB	Statewide	Data Analysis	\$1,739,067	\$1,510,724	\$ 127,875	\$228,343	\$ 163,861
20	ACP Mgmt	Statewide	Diagnostics	\$215,393	\$190,118	\$ 12,696	\$25,275	\$ 29,607
			Totals	\$44,419,111	\$37,463,825	\$3,094,488	\$6,955,286	\$5,747,355



QUESTIONS?