


Become a Kid Disaster Hero!



Prepare your Animals Disaster Preparedness Activity Book

September 2025





This Activity Book will help you learn about Disaster Preparedness. Learning about disasters will help you understand how to protect your animals before, during, and after an emergency or disaster. Your animals rely on you to protect them when a natural disaster happens like a wildfire, earthquake, flood, and other disasters.

Make sure that your family is prepared so that you can be safe and able to care for your animals. Prepare animals for emergencies just like other family members.

Be Prepared!

Make a plan and practice it with your family and animals.
Make a stay home emergency kit and an evacuation Go Bag.
Make an animal first aid kit.
Find a safe place to shelter your animals.

Get Started!

To learn more about emergency preparedness go to the [CARES website](#).



How to Prepare Your Animals for a

WILDFIRE

What is a Wildfire?

Wildfires happen in the forest and mountains where there are trees, bushes, and other plants that have not gotten enough water to stay healthy and green. A fire can start by people who don't put out their campfire, start fires on purpose, lightning causes dry plants to burn, throwing away a lit cigarette, sparks from machines or cars. Fires can destroy homes and property. Work with your parents to find out if you live in an area where wildfires can start. During a wildfire, public officials may ask that your family evacuate your home to go to a safer place. Your animals are part of your family, so it is important to make a disaster evacuation plan and emergency kit for your family and animals before a wildfire starts.

It's easier to evacuate your pets like a dog, cat, bird, or fish. You can make a Go Bag with all their supplies and take and take put your pet in a carrier or travel tank. It's harder to evacuate animals like cows, horses, goats, pigs or other big animals who live with you. If your family can, evacuate your bigger animals as soon as public officials tell you to. These are some things that you can do to make sure your animals stay safe.

EVACUATION WARNING


When public officials give an Evacuation Warning, people with pets and livestock should leave NOW! It is safer to take your animals to another place that can take your animals who can care for your animals while you are evacuated.



Evacuate animals earlier, if you can. Before the wildfire, work with your parents to make a map of all the roads from your home to a safe place.



If you can only shelter in place, move them to a safe area where you live that has enough food and water but make sure they have a way to get away from the fire if it gets too close.



Make sure all animals have some identification to know who your animals are and that they belong to you.



Make sure that your cars, trucks and trailers are available for carrying, taking, or moving from one place to another. You also need to have people who know how to handle the animals and drivers.



Make sure to make an evacuation kit for your big animals just in case the place where you are taking your animals doesn't have what's needed to care for your animals.

Preparing Your Pets for an

What is an earthquake?

Pets depend on you to take care of them and their needs. Include them in your family emergency plan.

An earthquake is when the ground shakes because huge pieces of the Earth's outer layer, called tectonic plates, move and bump against each other. Think of the Earth's surface like a puzzle with big plates that are always moving slowly, like tectonic plates. When these plates get stuck and then suddenly slip, it releases energy, causing the ground to tremble and shake. Smaller earthquakes called "aftershocks" can happen after the main earthquake.

Before an Earthquake

- ☒ Make a stay home emergency kit and evacuation (Go Bag) for your pet.
- ☒ Include at least 3 days of food and water with dishes, pet carrier, collar with ID tag, leash, veterinary records, and medications.
- ☒ Keep your pet's ID tag and microchip information new.
- ☒ Find a photo of you with your pet. The photo will help find your pet if it runs away.
- ☒ Find a place for your pet to stay before an earthquake. Not all emergency shelters will let pets in.
- ☒ Find a neighbor, friend, or family member that can take care of your pet if your family isn't home during or can't get home after an earthquake.


During an Earthquake

- ☒ Do not hold your pet during the shaking. Animals may hide in their safe place. Even the nicest pets may hurt you when they get scared.
- ☒ If you have to evacuate, leave your pet secured in a safe place if you can't take it with you.

After an Earthquake

- ☒ Check your pet for injuries after the shaking stops.
- ☒ Keep your pet indoors until aftershocks stop and they are no longer scared because they may run away.
- ☒ Understand that your pet may be scared and may not want to play, so give them time to calm down.






Help Keep Your Pets Safe Before, During, and After a Flood





What is a Flood?

Flood is a natural event that happens when too much water covers normally dry land. This may happen when it rains a lot, snow melts, or rivers can't hold all the water. Sometimes a flood can happen when you are at school or where you live. This is why it is important to have a family plan that includes your pets and an emergency "Go Bag" if you need to leave your home also called an "evacuation".



Before a Flood

-  Make sure your pets have a collar with an ID tag and is microchipped. If their collar comes off, a local shelter or veterinarian's office can scan your pets for a microchip and help them find their way back home.
-  Place your pet's supplies like food, water and medicine in a safe place, so they don't get wet.
-  People in charge called public officials may tell you to leave your home and go to a safer location. This is called an evacuation order or warning. If you live in a place that may flood, plan with your parents on how to safely leave with your pets to a place where you will all be together.
-  Keep your pet carriers in the same place in case you need to evacuate. The pet carrier will keep your pet safe. Make sure your pet likes being in the carrier. Put treats, a toy, or blanket inside the carrier so it feels like home.
-  Make an emergency evacuation kit or "Go Bag" for your pet in case you need to stay in your house for several days or need to evacuate to a safer place.

During a Flood


-  Listen to the radio or local TV station with your parents for news. If public officials tell your family to evacuate, help your parents make sure your home is safe before leaving and take your family and pets' "Go Bag" with you.
-  If your family and your pets need to evacuate, and the water is not safe, find another safe way to leave. Pets count on you to protect them.

After a Flood

-  Once the people in charge say you can return home, make sure to help your parents search the house to make sure it is safe before you let your pet run around.
-  Check your pet's supplies and belongings like your pet's home to make sure they weren't touched by the floodwaters.

DEBRIS FLOW

When a wildfire burns very hot and long enough, the ground changes. This causes the water to quickly run off because the hillside cannot soak up the water like a sponge does. Debris flows can happen during heavy rain after wildfires. A debris flow can after only a few minutes of heavy and fast rain. If you live downhill or downstream from a burned area also known as burn scars, you should know how to prepare to evacuate with your pet.



Before Fire



During Fire



After Fire

What is a Debris Flow?

A debris flow is a landslide. Mudslides or mudflows are also landslides but a debris flow is the strongest and most dangerous. Debris flows can happen very quickly and move really fast. Landslides can be very dangerous and can destroy homes, roads and the forest because they can carry mud, rocks, boulders, trees, and even homes and cars. Debris flows can travel faster than you can run and can even catch up to a car. This is why it is very important to make a Go Bag for your pet so you can leave early and quickly. Remember that you pets count on you to keep them safe.

Preparing for a Debris Flow

BEFORE

- Make an evacuation plan for your family and pet. Include evacuation routes.
- Make a Go Bag and stay home emergency kit for your family and pet.
- Sign up for county emergency alerts and weather alerts.
- Know your community's landslide evacuation plans.
- Find shelter locations for your family and pet.
- Evacuate **EARLY** if local authorities ask you to go to a safer place.
- Listen for unusual sounds such as trees cracking or boulders knocking.

DURING

If Indoors, stay indoors

- Move to the highest part of your house with your pet if you can.
- Take cover under a piece of strong furniture. Let your pet find a safe place to hide.

If Outdoors, get out the path of the debris flow

- Go to high ground away from the flow. Carry your pet with you if possible. Don't risk your life.
- Shelter under a group of trees or a building if rocks & other debris are getting near.
- Curl into a tight ball & protect your head if escape is not possible.

AFTER

- Watch for flooding that may happen.
- Listen to local authorities to find out if it is safe to return to your home.
- If someone else evacuated your pet, check with them using text messages or social media
- Give first aid to your pet if needed.
- Your pet's Go Bag should have a pet first aid kit.
- Create a safe place for your pet, return to normal routines, and provide plenty of comfort.
- Replace items used in the Go Bag during the emergency.

Are You in a Tsunami Zone?



A tsunami is a series of fast moving waves in the ocean caused by powerful earthquakes or volcanic eruptions that happen below or near the ocean. A tsunami can move as fast as a jet plane and becomes dangerous when it gets near the coast. The wave slows down to about 20 to 30 mph and usually less than 10 feet high when it reaches the coast but the currents get bigger and stronger. If you live or your parents work near the coast, or you are planning a summer day at the beach, you should have a plan in case of a major tsunami.

Tsunami Warning Signs

You feel a strong or long earthquake



Sudden rise and fall of the ocean



Hear a loud roaring sound coming from the ocean



MOVE TO HIGHER GROUND or INLAND WITH YOUR PET



Plan with your parents to keep your family & your pet safe. Know if you're in a tsunami zone.

tsunamizone.org/knowyourzone



Have an evacuation plan & Go Bag for your family & your pet.

Warning	Dangerous coastal flooding & powerful currents possible	Move to high ground or inland
Advisory	Strong currents & waves dangerous to those in/very near water possible	Stay out of water, away from beaches & waterways
Watch	Distant tsunami possible	Stay tuned for information. Be prepared to act.
Information Statement	No threat or very distant event & threat not determined	Relax

Being informed, is being prepared. Your parents can get emergency alerts.

[Sign up now](#)

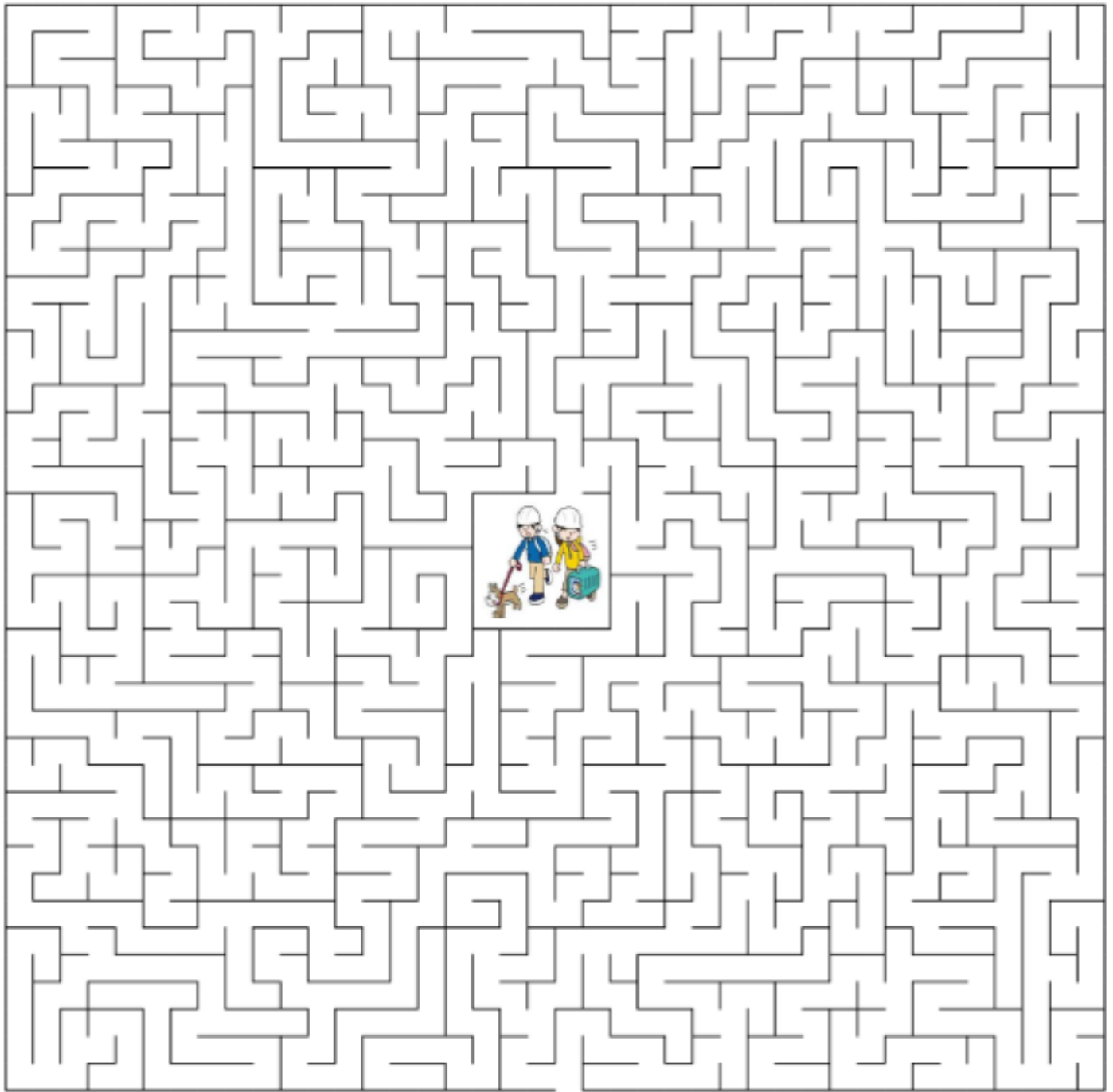


Move to higher ground or inland. Move away quickly if you are on the beach. Have a pet carrier ready. Follow the Evacuation Signs. Wait for officials to tell you it's safe to go back home.



WILDFIRE

It would be a-MAZE-ing if you could help the family find their way to the Emergency Animal Shelter!



California Animal Response Emergency Support (CARES)
(916) 900-5002 / cdfa.ahb_cares_program@cdfa.ca.gov

Livestock Preparedness Word Scrambles



Use the **Clues** to unscramble the words below.

egmrenyec

Clue: Make an _____ livestock evacuation kit ready to use.

lapn

Clue: It's important to have a ____ before a disaster.

eiapcret

Clue: Make sure to _____ your plan so that you know what to do if you need to evacuate.

sridsate

Clue: You will be ready for a _____ if you are prepared.

earfw / defe

Clue: You should have _____ and _____ in your livestock kit.

mpnupstpsl

Clue: Have at least a two-week supply of _____ or medications for your livestock.
**rotate these items to make sure they don't expire*

oeivlctsk

Clue: Include proof of ownership in your _____ evacuation kit for all your animals.

sitr dai tki

Clue: Include a _____ _____ _____ in your livestock evacuation kit.



California Animal Response Emergency Support (CARES) (916) 900-5002 /
cdfa.ahb_cares_program@cdfa.ca.gov



PET FIRST AID KIT


A first aid kit with all the supplies you might need will help you take care of your pet while you get medical help.

ACROSS

- Put your pet's first aid supplies in a _____.
- Have your pet's _____ history in case your pet needs to see a veterinarian.
- An _____ pack reduces swelling and pain when your pet gets hurt.
- Check your kit often for expired _____.
- A _____ is an animal doctor who helps care for sick or hurt animals
- A small _____ will help to see your pet's wound when there's not enough light.

DOWN

- Use a digital _____ to take your pet's temperature.
- Pack _____ if your pet is sick.
- Keep your pet warm with an emergency _____.
- Use sterile irrigation _____ to clean your pet's wound.
- Use self-adhering _____ so they don't stick to your pet's fur.
- An _____ spray or ointment can be used if your pet has a minor wound.



PET EMERGENCY EVACUATION KIT

Word Search

Let's pack an Emergency Go Bag together!
What will you put in the Go Bag?



H S I D R E T A W F Q S I V C X L J P R
M P Y F T D C G R O O M I N G I T E M S
V E D C O L L A R O S X T E C J T U G L
A T H Q U O G W L D U B F Z F C N B W E
G P E E P A D S Y D H V B W A L P C S W
M I C R O C H I P I N F O R S Y B T Y O
T C F A J T K U S D P B R E D I S G R T
I T C X L P G T Y H N I I Z T C F A I R
K U E O G C A O J P E R C K Q M T G X E
D R U B L P T N K R E E P A R E B L W P
I E P R A E S W D T O T G Z I D E R A A
A G N E P Y E A T F L A S H L I G H T P
T C R T O Z I A L O G W N F K C L D E W
S B X T A R B Y V E W A U L B I O N K M
R E T T I L A R L M Z C M F D N D C N F
I Z S I D T R E A T S S G A B E T S A W
F O X L M U S N A W Y M N B H I T I L T
S I D E N T I F I C A T I O N T A G B S
B M J S H F K M B Y D H C F M R H R I A
F O O N O I T A R T S I G E R T E P A W

Batteries

Blanket

Collar

First Aid Kit

Flashlight

Food

Food Dish

Grooming Items

Identification Tag

Litter

Litter Box

Medicine

Microchip Info

Paper Towels

Pee Pads

Pet Carrier

Pet Picture

Pet Registration

Rabies Tag

Treats


Toys

Waste Bags

Water

Water Dish

DEBRIS FLOW MAZE



A wildfire burned near this family's home. Heavy rain may cause a debris flow. Local authorities have told them they need to evacuate. They are in danger and need to leave quickly. Help them find their way to the emergency people and animal shelter.



SEEK & FIND
THE ITEMS THAT BELONG IN A
LIVESTOCK EVACUATION KIT



TSUNAMI



Help this family find out what the message is so they know what to do.



A	B	C	D	E	F	G	H	I	J	K	L	M
12	6	23	15	3	21	8	18	1	20	5	10	13

N	O	P	Q	R	S	T	U	V	W	X	Y	Z
2	11	17	24	7	16	26	4	14	22	9	19	25

26 16 4 2 12 13 1 22 12 7 2 1 2 8

13 11 14 3 26 11 18 1 8 18 3 7 8 7 11 4 2 15

11 7 1 2 10 12 2 15 2 11 22 21 11 10 10 11 22

3 14 12 23 4 12 26 1 11 2 16 1 8 2 16.





THANKS for becoming a **Kid Disaster Hero!**

Remember, your animals count on you to protect them.
Make a plan and practice it with your family and animals.
Make a stay home emergency kit and an evacuation Go Bag.
Make an animal first aid kit.
Find a safe place to shelter your animals.

BE PREPARED!



[CDFA CARES](#)

[@cdfa_cares](#)

[@CDFA_CARES](#)