

# Disaster Preparedness Card Game



This is a downloadable “RU Prepared” card game that can be printed and used to teach kids disaster preparedness. The game encourages players to work together and introduces skills and actions needed in a disaster. Themes include staying safe, staying calm, getting help, giving information, giving care, and working together. The game aims to make children more confident and prepared during real-life emergencies by using cards that represent different scenarios and information to prepare your animals (household pets, livestock and horses) for disasters.

Follow the instructions below to print and play RU Prepared.

1. Load 10 sheets of card stock in the printer. Margins: 11.69” width x 8.26” height.
2. Do a custom print for pages 2-11. Print on Both Sides – Flip pages on long edge. Orientation - Landscape.
3. Cut out cards.

This is a simple teaching game that requires one or more players.

## **One player**

- Shuffle the cards and stack the cards with the answer face down.
- Pick up the first card, read the question.
- Check if the answer is correct by turning the card over for the answer.
- At the end, count the cards that you got correct and those that were incorrect. This will tell you how much you have learned.
- This can lead you to gather more information to learn more about how to prepare for a disaster involving animals especially if you have a dog, cat, horse, cow, sheep, goat, pig and other livestock.
- You can learn more by visiting the [CARES Kids Activity Zone](#).

## **Two or more players**

- The person chosen to ask the questions shuffles the cards and stacks the cards with the answer face down.
- Assign a fair point system for correct answers and take away points for incorrect answers. *Example:* 10 points for a correct answer but the next question was answered incorrectly, subtract 10 points from the person’s total number. You can also assign different points for each category of questions: True or False, Yes or No and Questions.
- The person with the most points wins! You can give emergency kit and Go Bag items as prizes.

# Have FUN!

**QUESTION  
TRUE or FALSE**

In an earthquake, you should drop, cover, and hold on with your cat or dog.



**QUESTION  
TRUE or FALSE**

You don't need to make a stay at home emergency kit or Go Bag for your pet. The one you make for your family is enough.




**QUESTION  
TRUE or FALSE**

It's a good idea to include a recent photo of you with your pet in the Go Bag.



**QUESTION  
TRUE or FALSE**

If the people in charge ask you to evacuate, you don't need to take your pets with you. Firefighters and Police Officers will rescue them.



**QUESTION**

What is the first step to Be Prepared?

- A. Train your dog
- B. Keep your cat in the carrier in case you need to leave quickly
- C. Make an emergency plan
- D. Take a photo of you with your pet

**QUESTION**

Which of the following things should you include in your pet's Go Bag?

- A. Toys
- B. Television
- C. Collar and Leash
- D. A & C

**QUESTION**

Which of these is not a natural disaster?

- A. Earthquake
- B. You ran out of cereal
- C. Flood
- D. Wildfire


**QUESTION**

Which of the following things should you include in your pet's stay home emergency kit and Go Bag in case they "get hurt" in a natural disaster?

- A. Collar
- B. Favorite Treat
- C. Pet First Aid Kit
- D. Toy

ANSWER: FALSE

You should take your pets with you. If it isn't safe for you to stay home, it isn't safe for your pets.



ANSWER: TRUE

A picture of you with your pet will help reunify you with your pet if you get separated during a natural disaster.




ANSWER: FALSE

You should make a Go Bag for your pet with the supplies they need in case you need to evacuate your home in a hurry.




ANSWER: FALSE

You should "Drop, Cover, and Hold On" but not with your pet. Do Not try to hold your pet during the shaking. You can get hurt if you do. Pets get scared. Pets will find where to safely hide.



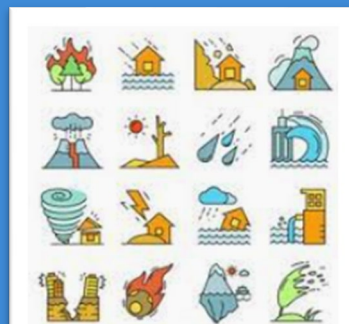
ANSWER:  
C. Pet First Aid Kit

Your pet could get hurt in a natural disaster, so it is important to include a pet first aid kit in the stay home emergency kit and Go Bag. You can treat them for minor things until you can get them to the veterinarian.



ANSWER:  
B. You ran out of cereal

Although no one wants to find out their cereal box is empty, it is not a natural disaster. An earthquake, flood, & a wildfire are natural disasters.



ANSWER:  
D. Toys, Collar & Leash

Toys are good for distraction. An extra collar and leash as backup.



ANSWER:  
C. Make an emergency plan

The first step to Be Prepared is to make an emergency plan for your family and pets.



**QUESTION**

Which of the following things need to be in every pet's emergency kit and Go Bag?

- A. Food
- B. Drinking Water
- C. Bowls
- D. All of the above

**QUESTION**

How many days of food and water, at a minimum, should you put in your pet's Go Bag?

- A. One Day
- B. Three Days
- C. Six Days
- D. Ten Days

**QUESTION**

How often should you rotate the items in your pet's Go Bag?

- A. Weekly
- B. Every Three Months
- C. Every Six Months
- D. Once a Year

**QUESTION**

How should you store your pet's stay home emergency kit?

- A. You don't need to store them
- B. In the bathtub
- C. Cool, dry place tightly closed plastic or metal containers.
- D. In a paper bag

**QUESTION  
TRUE or FALSE**

You don't need to include your pet in your family's emergency plan because they can take care of themselves.



**QUESTION**

If your pet gets scared and runs away during a natural disaster, which of the following will help your pet get back home.

- A. Pet ID Card
- B. Photo of you and your pet
- C. Lost and Found Flier
- D. Microchip
- E. Collar with an ID tag
- F. All of the above

**QUESTION  
TRUE or FALSE**

You don't need to help your cat or dog get used to their carrier. It's easy to get them into the carrier.

**QUESTION  
TRUE or FALSE**

All evacuation centers & shelters will accept pets to make sure they stay with their owners.

**ANSWER:**

**C. Cool, dry place tightly closed plastic or metal containers.**

Store it in an area where you can get to it quickly. Put the items in a large, watertight container. Make sure everyone in your family knows where to find it.



**ANSWER:**

**C. Every Six Months**

You should rotate the items every six months to keep them usable and safe for your pet's well-being. It's important to check for expiration dates.



**ANSWER:**

**B. Three**


You should put "at least" 3 days of food and water in your pet's Go Bag. The standard amount is 3-7 days.



**ANSWER:**

**D. All of the above**

All pets need food and water for their well-being. You also need bowls to put the food and water.



**Answer:**  
**FALSE**

Many evacuation centers & shelters do not allow pets and other animals because it is not healthy to have people and animals together. Also, animals can get scared or stressed, so they may bite or scratch their owners, other people, or other pets.



**Answer:**  
**FALSE**


It's a challenge to get your pet into a carrier during evacuations. Include your pets in evacuation drills so they become used to entering and traveling in their carriers calmly. Put a favorite blanket and treats in the carrier.



**Answer:**

**F. All of the above**

Pet ID card, photo, microchip and a collar with an ID tag all have you and your pet's information, so others can be sure it's your pet. A flier let's others know who to return your pet to if found.



**Answer:**  
**FALSE**

Pets depend on you to keep them safe. It is important to include them in the emergency plan.



Question  
TRUE or FALSE

Only people need an ID Card.

Question  
TRUE or FALSE

My pet doesn't need to be microchipped because it has a collar and an ID tag.

Question

Many evacuation centers & shelters don't accept animals, so you need to find where to shelter your pet. Which of the following places will take your pet?

- A. Out of town family or friends
- B. Pet friendly hotels
- C. Boarding kennels
- D. All of the above

Question

What is it called when local authorities ask your family and your pets to leave your home to find a safe place?

- A. Exit
- B. Evacuation Warning
- C. Get Out
- D. Evacuation Order
- E. B & D

Question  
YES or NO

Does California get Hurricanes?



Question  
YES or NO

Does California get Tornadoes?



Question

What is a flood?

- A. Excess water (a lot of water)
- B. Clean water
- C. Wastewater
- D. Not enough rain

Question

What is an earthquake?

- A. A sudden explosion below the earth
- B. Sudden shaking of the ground
- C. The earth is doing a happy dance
- D. The earth is angry



Answer:  
E. Evacuation Warning & Evacuation Order

An Evacuation Warning & Order means you need to leave NOW when you have pets and livestock. Follow the directions of emergency authorities and evacuate.

**EMERGENCY  
EVACUATE  
NOW!**

Answer:  
D. All of the above

It's necessary to make an evacuation plan for your pets. Find a place to take your pets before a natural disaster so your pets can be safe and taken care of.



Answer: FALSE

Although a collar with an ID tag is the fastest way a pet will be returned home.

A collar can fall off. A registered microchip is permanent ID. Both can help protect and get your pet home.



Answer: FALSE

Pets also need a Pet ID Card so others know who your pet is & who it belongs to especially when they get lost, separated, or run away in a natural disaster.



Answer:  
B. Sudden shaking of the ground

An earthquake is when the ground starts shaking. The shaking may shatter buildings or break up roads. The ground may develop big cracks or holes. Earthquakes cause shocks and aftershocks that can be large or small.

Answer:  
A. Too much water

A flood is an excess of water on land that is normally dry.



Answer: YES

California does get tornadoes, but not often. About 6 or so every year.



Answer: NO

Florida gets more hurricanes than any other state.

HURRICANE CATEGORIES		
1	<b>MINIMAL DAMAGE</b>	WIND SPEED: 74 - 95 mph STORM SURGE: 4 - 5 ft
2	<b>MODERATE DAMAGE</b>	WIND SPEED: 96 - 110 mph STORM SURGE: 6 - 8 ft
3	<b>EXTENSIVE DAMAGE</b>	WIND SPEED: 111 - 130 mph STORM SURGE: 9 - 12 ft
4	<b>EXTREME DAMAGE</b>	WIND SPEED: 131 - 155 mph STORM SURGE: 13 - 18 ft
5	<b>CATASTROPHIC DAMAGE</b>	WIND SPEED: OVER 156 mph STORM SURGE: OVER 18 ft

Question:  
TRUE or FALSE

A Tsunami is a type of Japanese food



Question:

What causes a landslide?

- A. Skipping rope
- B. When there is too much rain or flooding
- C. Jumping up and down on the hilltop
- D. Leaving the water hose on too long

Question:

What causes a Tsunami?

- A. When all the fish in the ocean swim too fast
- B. When there is too much water in the ocean
- C. Undersea earthquakes, volcanos & landslides

Question:

What should you do if there is a Tsunami Warning?

- A. Go to the beach to see the big waves
- B. Keep playing your favorite game on the beach
- C. Move to high ground or inland (away from the water)
- D. Go sailing in the ocean

QUESTION

Which animal is not livestock?

- A. Sheep
- B. Cow
- C. Dog
- D. Pig

QUESTION  
TRUE or FALSE

You don't need to make an evacuation plan for your livestock.



QUESTION  
TRUE or FALSE

Only pets need some form of identification. Livestock don't need identification to show they belong to you and your family.

QUESTION  
TRUE or FALSE

It's a good idea to make plans with other farmers to share trailers, trucks, and workers when needed in an emergency.

Answer:

C. Move to high ground or inland

Tsunami Warning means  
Take Action–Danger!  
Listen for the sirens.  
Follow instructions from  
local authorities.

Evacuation is  
recommended and you  
should follow the routes  
on the evacuation signs.



Answer:

B. When there is too much rain or flooding

Too much rain or flooding on the sides of hills or mountains causes the ground to become mud and slides down the hill, taking trees, buildings, and everything else down with it. Earthquakes, snowmelt and when there are no plants to hold the soil in place because of a wildfire can also cause a landslide.



Answer:

C. Earthquakes, underwater volcanos & landslides

Tsunami waves can reach up to 100 feet if it is a big wave. Evacuate immediately to high ground in a tsunami. Tsunamis move much faster than a person can run.



Answer:

FALSE

A Tsunami is a giant wave of water up to hundreds of feet high (as big as a large building) that rolls to the shore and knocks down and floods anything in its path.


ANSWER: TRUE

Neighboring farmers and ranchers are an easy and available or ready resource that can quickly assist you to evacuate livestock in a disaster. Neighbors have trucks, livestock trailers, and skills.



ANSWER: FALSE

Livestock also need identification like a microchip, ear/leg tag, leg band, tattoo etc. If your animals get separated from you, you need to show they are yours.



ANSWER: FALSE

You may not always be able to evacuate your livestock depending on the disaster but it is still important to make an evacuation plan. You need to know where you go if you need to leave like a fairgrounds, another farm or evacuation place and it's important to have transportation.

ANSWER:

C. Dog

Livestock animals include beef and dairy cows, sheep, horses, goats, and pigs.



**QUESTION  
TRUE or FALSE**

Signing up for county emergency alerts is important for staying informed and prepared for emergencies.

**QUESTION  
TRUE or FALSE**

The ShakeAlert Earthquake Early Warning System only works if you're at home.

The logo for ShakeAlert, featuring the word "Shake" in white, a white triangle with an exclamation mark inside, and the word "Alert" in white, all on a dark blue rectangular background.

**QUESTION**


What can you do during a Landslide or Debris Flow?

- A. Go back to sleep
- B. Go outside and play
- C. Evacuate early
- D. Stay in your basement



**QUESTION  
YES or NO**

Do you need to train your horses to load and unload in a horse trailer?



**QUESTION**

Why should you find a place to shelter your horses before an emergency?

- A. Your horses cannot stay with you in the people shelter
- B. Emergency animal shelters may not accept some kinds of horses
- C. They may not have enough space during the emergency
- D. All of the above

**Question  
TRUE or FALSE**

The best time to take photos of your horses is when you are about to evacuate during a disaster.

**Question  
TRUE or FALSE**

You can wait to the very last minute of an emergency to evacuate your horses.

**Question  
YES or NO**

Should you turn your horses loose in an emergency because you can't evacuate them?



**ANSWER:  
YES**

For everyone's safety, it's very important that your horses can load and unload in an emergency when you need to evacuate. Train your horses, so you know the horses can calmly get into the trailer. This builds trust.



**ANSWER:  
C. Evacuate early**

Getting out of the path of a landslide or debris flow is your best protection. Inform your neighbors, if possible. If you are inside, move to the highest level of your home or a part of the building farthest from the slide. Get under a strong table or desk. If you are outside, run to the nearest high ground, away from the slide.

**ANSWER: FALSE**

The ShakeAlert system feels the first signs of an earthquake and sends a message to your parent's cell phone before the strong shaking arrives wherever you are. You can then get to a safe spot and prepare to Drop, Cover, and Hold On!



**ANSWER: TRUE**

Emergency alerts are messages sent by county authorities to your parents cell phone. The messages give them information about emergencies that you may need to prepare for.




**ANSWER:  
D. All of the above**

Having a safe place to evacuate your horses will keep your horses safe. Your horse depends on you to protect it. Some of the places you can call are fairgrounds, equestrian centers, and private farms/stables.




**ANSWER: FALSE**

It is not a good idea to wait to evacuate your horses. If there is a disaster like a wildfire or flood, you should evacuate your horses as early as possible when an Evacuation Warning or Order is issued where you live. You need to protect your horses and keep them safe.



**ANSWER: FALSE**

You should take pictures of your horses ahead of an emergency. Take pictures of all sides of your horses. Take pictures of any special markings, such as brands, scars, coat coloring, or tattoos.



**ANSWER: NO**

It is never a good thing for you to turn your horses loose. They can put themselves and others in danger. Shelter them in place in a safer location on your farm. Remember it is better to evacuate early.