

HOW TO PIGGYBACK TRAPS

Piggybacking of traps (more than one type of trap on the same property) has several economic advantages. Any biological limitations can be minimized if the following guidelines are followed:

1. Plan well in advance the trap groupings which will be acceptable. Several considerations are:
 - a. The property to be trapped must meet the host needs for all traps which will be piggybacked (e.g., gypsy moth, apple maggot, and Japanese beetle traps grouped together or Medfly and Oriental fruit fly trap groupings).
 - b. Use of adjoining properties as trap sites is acceptable and is nearly as efficient as piggybacking.
 - c. Maintain an even distribution of traps, provided hosts are available.
 - d. Avoid competition between different attractants. A distance of 10 feet or more separating traps with male attractants should be maintained.
 - e. Do not place any fruit fly trap onto a property on which a similar fruit fly trap was placed within the last 12 months if other acceptable sites are available.
2. A few examples of piggybacking traps within a one-square-mile urban area are detailed in Figures 1-4. Keep in mind that the McPhail, ChamP™ and AM traps can also function as general purpose fruit fly traps, particularly for females, immature flies, or other fruit fly species for which there is no specific trap. By not using them on the same properties as the medfly, oriental, or melon fly traps, the trap density is increased for these three flies. McPhail traps are not to be piggybacked with other fruit fly traps in “other urban areas”, except as directed in the specific sections.

HOST SELECTION

Front yard hosts for trap placement are frequently selected over back yard hosts because of easier access for the trapper. This practice is acceptable, providing that the best host is utilized. The best host can be defined by the criteria in this guide for the specific pest. Convenience is a factor only if all criteria are equal between hosts. Earlier detection may be compromised by favoring front yard hosts at the exclusion of better hosts in back yards. Traps shall be placed in the best host available.

DEFINITIONS

Urban - areas with more than 500 homes per square mile.

Rural Residential - areas with 25 to 500 homes per square mile in a scattered distribution.

Rural - areas with less than 25 homes per square mile in a scattered distribution.

To determine the trapping season and the trap density, the following geographic areas have been designated.

Southern California - Coastal San Diego County, Orange County, Riverside County west of Banning, Los Angeles County except for the Antelope Valley, Ventura County except the mountains, coastal Santa Barbara County, southern coastal San Luis Obispo County, and the Chino Plain area of San Bernardino County (generally this is metropolitan San Bernardino County up to the forest line).

Southern San Francisco Bay Area - Urban areas in the counties of Alameda, Contra Costa, San Benito, San Mateo, and Santa Clara.

Other Urban Areas - Urban areas in the Napa, Salinas, and San Joaquin Valleys; the Sacramento Valley including the cities of Redding, Anderson, Cottonwood and Red Bluff; Lake, Marin, Mendocino, San Francisco, Santa Cruz, Solano, and Sonoma counties; northern San Luis Obispo County; central Santa Barbara County; the Coast Range and Sierra foothills; high deserts (e.g., Antelope Valley), and the Coachella and Imperial Valleys. All areas trapped are below 1,500 feet in elevation.

Mountain and Northern Counties - All that area of the state above 1,500 feet elevation, desert areas (except the Coachella and Imperial Valleys) and all areas north of a line drawn horizontally across the state just below the city of Red Bluff, excluding the cities of Anderson, Cottonwood, Red Bluff, and Redding.

Trapping Activities - All activities that relate to trap placement and servicings, including hiring and training of seasonal personnel. Those counties trapping for six months, trapping activities begin May 1 and end October 31. Those counties trapping for eight months, trapping activities begin April 1 and end November 30. There are no starting or ending dates in counties trapping for twelve months. Trapping activities in Imperial and eastern portions of Riverside Counties are arranged by agreement with the CDFA Area Manager.

Trapping Season - That period of time when traps are in place and functioning in the “field.”

EXAMPLES OF PIGGYBACKING TRAPS

- Relocation not required
- Relocation required

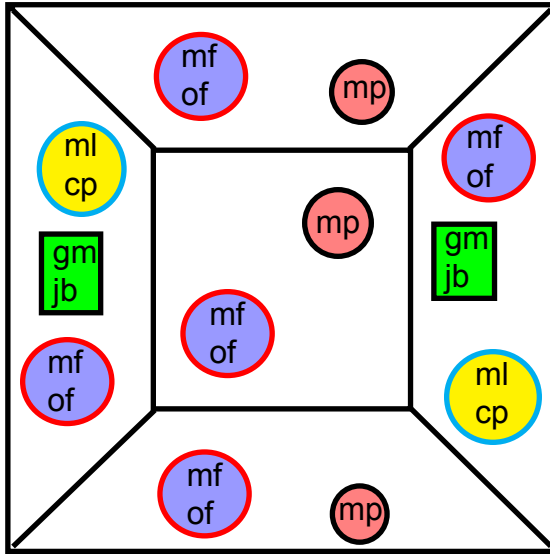


Figure 1.

Other Urban Areas - with three McPhails and two Champ traps

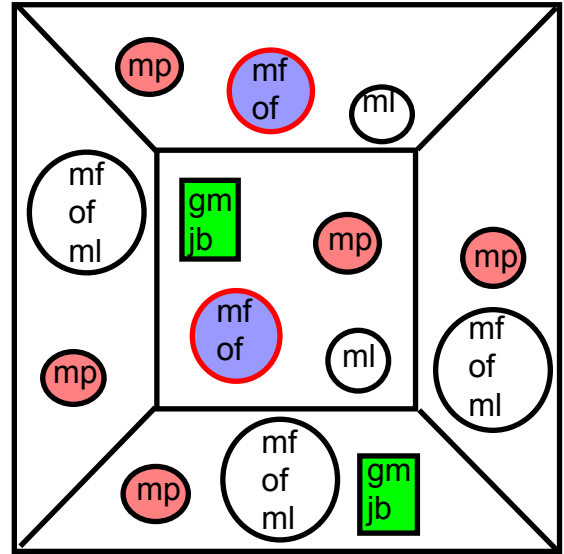


Figure 2.

Southern San Francisco Bay Area and Southern California

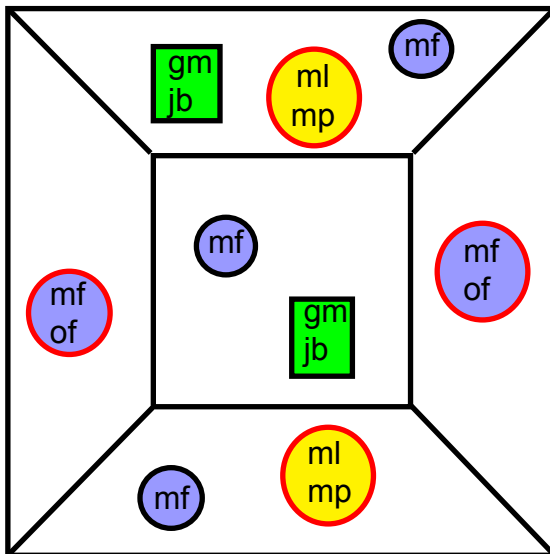


Figure 3.

Other Urban Areas - with two McPhail traps

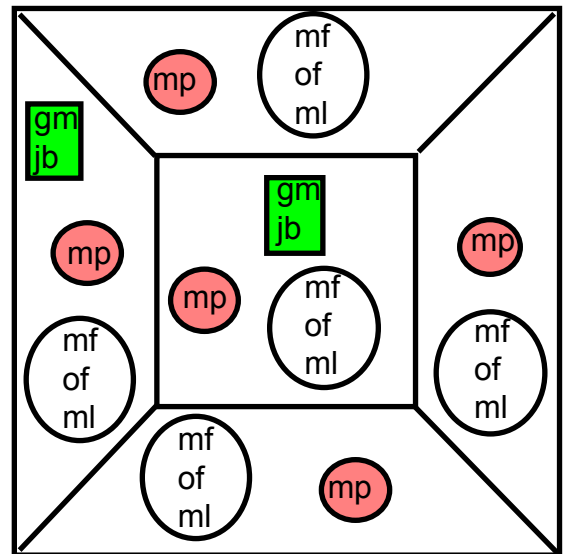


Figure 4.

Los Angeles and Orange Counties