



April 22, 2019

F2019-06

TO: All Fair CEO's

SUBJECT: POULTRY HEALTH INSPECTIONS – FY 2019/2020 Fair Season

The letter is to announce that there is USDA grant funding for FY 2019/2020 Poultry Health Inspection (PHI) program. With the outbreak of Virulent Newcastle Disease (vND) in Southern California, CDFA has combined forces with USDA to ensure that enhanced biosecurity measures are implemented to localize the [vND](#) outbreak.

If your fair is located outside a quarantine area for vND and has decided to continue with its poultry show, upon arrival at the fairgrounds (and prior to coop-in), all poultry must be inspected for symptoms of disease or illness by a certified Poultry Health Inspector(s) (PHI) from the designated CDFA/UC Certification Program. Any suspect animal may be dismissed from the fairgrounds per the local rules. Please reference and provide to your exhibitors the "[Biosecurity for Poultry Exhibition](#)" factsheet, and "[Biosecurity Practices for Poultry Show and Exhibition](#)" factsheet. Any suspect animal may be dismissed from the fairgrounds.

All health checks must be performed by a certified Poultry Health Inspector(s) (PHI) from the designated CDFA/UC Certification Program. The Poultry Health Check Guidelines and a list of certified PHIs are enclosed for your reference. If you need assistance hiring or selecting a PHI, please contact **CDFA's Dr. Francine Bradley at (760) 699-5078**. Please visit [UC Davis PHI program](#) for more information.

A few key notes for the FY 19/20 PHI inspections include:

- 1. The Poultry Health Inspection (PHI) Program is a REQUIREMENT for all fairs and poultry shows.**
- 2. If reimbursable costs are incurred between April 1, 2019 and March 31, 2020, the PHI reimbursement will be processed from the FY 19/20 grant.**
- 3. Each fair will be reimbursed for actual expenses incurred, up to \$300.00**



per fiscal year. To be reimbursed, fairs must submit an invoice within sixty (60) days of the end of the fair and no later than March 1, 2020, related inspector(s) signed contract(s), and receipts to F&E at Kalia.Mitchell@cdfa.ca.gov. (Please see the example invoice attached).

The **invoice must be on Fair letterhead, and include** the following:

- ☐ Date of Invoice
- ☐ Dates of the Fair
- ☐ Date of the PHI
- ☐ Invoice number
- ☐ County with address
- ☐ Description of activity and a break out of the expenses for each activity related to the PHI.

4. Fairs with poultry shows will be reimbursed up to a maximum of \$300.00 inclusive for inspection fees, per diem, and materials associated with the PHI inspection. (please see specifics below).

The allowable reimbursements may be comprised of the following:

- ☐ Inspection Fee
- ☐ Travel reimbursement (see [CalHR](#) for reimbursable costs/rates)
- ☐ Lodging
- ☐ Per Diem
- ☐ Meals

Below is the pay scale for inspection fees, based on the number of birds inspected.

Pay Scale for PHI Payment


Amount	Number of Birds
\$75	0-24
\$100	25 - 50
\$125	51 - 100
\$150	101-150
\$200	151-200
\$250	201-250
\$300	> 250

*Over 250 birds will require more than one PHI, but still a maximum of \$300/fair.

The Poultry Health Inspections will be an ongoing requirement for poultry at California Fairs. However, funding may not be available for FY 2020/2021 and beyond, so please be prepared to include the expense for inspections in your future operating budgets.

If you have any questions or need additional information, please contact Kalia Mitchell at (916) 900-5274 or Kalia.Mitchell@cdfa.ca.gov.

Sincerely,

A handwritten signature in blue ink, appearing to read 'John Quiroz', with a large, stylized initial 'J'.

John Quiroz, Branch Chief
Fairs & Expositions Branch

Enclosure



Biosecurity Practices to Minimize Risk of Spreading Avian Diseases

Poultry Show and Exhibit Organizers

Biosecurity means doing everything you can to protect your birds against disease. Standard biosecurity practices are important for California's poultry community at all times. Here are some recommendations for Exhibit Organizers:

Before the Exhibition

Advise exhibitors that if their birds show any sign of illness, they should not bring any birds no attend the exhibit themselves.

- Arrange bird display areas to minimize contact between exhibition birds and wild birds/wild waterfowl.
 - House exhibition poultry indoors (or at minimum, within a screened area)
 - Remove food and water sources that attract wild birds
- House different species (e.g. chickens, turkeys, ducks, and geese) separate from each other.
- Minimize the total time birds are on the exhibition grounds - Ideally, exhibition birds should be on exhibition grounds for no more than 72 hours.
- Require that a veterinarian and/or poultry health inspector (PHI) be present during the exhibition to:
 - Monitor birds for clinical signs of disease,
 - Evaluate sick birds, and
 - Take additional steps as warranted to minimize the risk of illness in the birds.
- Designate an isolation pen/area where there is no contact with any other birds, and contact with humans is minimal.
- Establish a system to maintain records of individual bird identification (e.g. leg bands), source farms, and owner contact information to enhance the speed and accuracy of an animal disease investigation associated with the exhibition.
- Host a meeting with exhibitors prior to the start of the exhibition to discuss:
 - Role of designated exhibition veterinarian/PHI
 - How to report bird illnesses
 - Required actions for sick birds at the show
 - Exhibition regulations
 - Disease control measures to be utilized before, during, and after the exhibition
 - Methods of communications of avian health issues including potential enhanced biosecurity measures at the event (e.g. email addresses and/or phone numbers from show entry information, social media channels, etc.)

- Develop a fair biosecurity plan with exhibition staff to minimize contact between flocks, including movement of people from flock to flock.
- Host non-animal-related activities (i.e. dances, pizza parties, etc.) in locations other than animal barns.

During the Exhibition

- Require check-in of all birds.
- Make sure that your exhibit veterinarian/PHI station are well identified.
- Ensure that all birds are adequately identified and that identification, along with name and on-site contact information for owner(s), is recorded upon arrival at the show or exhibition.
- Require out-of-state exhibitors to provide a certificate of veterinary inspection (CVI) issued by an accredited veterinarian within 30 days for all birds attending the show or exhibition.
- Consider requiring exhibitors to provide a "poultry health declaration" upon arrival at the show or exhibition stating:
 - No known exposure of your flock to sick birds, and no poultry deaths on your premises within the past 10 days and
 - No clinical signs of illness, including respiratory or neurologic disease, within the past 10 days.
- Signs of disease include:
 - Sudden death,
 - Wheezing, coughing, nasal discharge,
 - Green watery diarrhea,
 - Depression,
 - Decreased feed intake,
 - Drop in egg production or egg quality,
 - Swelling and/or discoloration of eyes, head, neck, combs, or wattles, and/or
 - Tremors, circling, drooping wings, twisting of head and neck.


To report an unusual number of sick or dead birds, call: Sick Bird Hotline (866) 922-2473



- Record exit/release time of birds.
- Require exhibitors to immediately notify event staff of any bird displaying signs of illness.
- Immediately remove and isolate sick birds.
- Consult with a veterinarian to determine what diagnostic testing should be performed.

For Exhibit Visitors

- Provide easy access to hand washing/sanitizer stations.
- Restrict direct public contact with birds.
- Consider creating a system where birds can be observed from a distance, but not be touched or petted.
- Post informational signage that includes the following messages:
 - Do not touch birds or cages,
 - No eating or drinking in the animal areas,
 - Wash hands before entering and after exiting exhibit areas, and
 - No pacifiers, sipping cups, or strollers in the animal areas.



CDFA Animal Health Branch

Headquarters - (916) 900-5002

Redding District - (530) 225-2140

Modesto District - (209) 491-9350

Tulare District - (559) 685-3500

Ontario District - (909) 947-4462

USDA-APHIS-VS (916) 854-3950 or (877) 741-3690

For more information, please click the following:

[Animal Health Branch](#)

[Avian Health Program](#)




After the Exhibition

- Clean and disinfect (C&D) the bird exhibition areas and allow these areas to completely dry before restocking.

For Exhibit Visitors

- If exhibitors or family members develop influenza-like illness or long-lasting conjunctivitis, consult a health care provider and a county public health official as soon as possible:
 - Inform the health care provider of close contact with birds.
 - Ill people should avoid all contact with birds until they are fever-free for at least 24 hours without the use of fever-reducing medications.



Photos courtesy of: we-english.co.uk (front), Dr. Robert Czarniecki (back left), Tracy O'Brien (back upper-right), and Kecia O'Sullivan (back bottom-right)



Biosecurity Practices to Minimize Risk of Spreading Avian Diseases

Poultry Exhibitors

Biosecurity means doing everything you can to protect your birds against disease. Standard biosecurity practices are important for California's poultry community at all times. Here are some recommendations for poultry exhibitors:

Before the Exhibition

- House poultry indoors or at minimum, within a screened area.
- Remove food and water sources that attract pests such as wild waterfowl/birds, rodents, and insects.
- House different species (e.g. chickens, turkeys, ducks, and geese) separate from each other.
- Avoid visits to other backyard flocks or poultry operations and restrict visitor access to your birds.
- Avoid direct contact with wildlife, especially wild birds and water waterfowl.
- Keep tools and equipment clean and disinfected.
- Clean cages, food, and water containers daily.
- Wash hands and disinfect shoes after working with birds.
- Consider having dedicated boots and clothing for working with your birds.
- Monitor and document the health of your birds daily.

If your birds show any sign of illness, please do not bring your birds to the exhibition nor attend yourself.

- Become familiar with the signs of disease in birds:
 - Sudden death,
 - Wheezing, coughing, nasal discharge,
 - Green watery diarrhea,
 - Depression,
 - Decreased feed intake,
 - Drop in egg production or egg quality,
 - Swelling and/or discoloration of eyes, head, neck, combs, or wattles, and/or
 - Tremors, circling, drooping wings, twisting of head and neck.

To report an unusual number of sick or dead birds, call:

**Sick Bird Hotline
(866) 922-2473**

- Immediately isolate sick birds to a pen or area that is away from all other birds.
- Handle sick birds after tending to healthy birds.
- Ask the exhibition organizer about appropriate disease prevention measures and any specific actions that may be required if a bird becomes sick at the show.



During the Exhibition

- Clean cages, food, water containers daily.
- Do not share equipment with other exhibitors; if equipment must be shared, make sure it is cleaned and disinfected between uses.
- Restrict direct contact between your birds and other birds.
- Avoid contact with other birds during the event.
- Restrict bird contact to essential personnel, and
- Observe birds daily for signs of illness.
 - Report any clinical signs to the designated exhibition veterinarian, poultry health inspector, or appropriate exhibition staff.
 - Immediately remove sick birds from the exhibition area.
 - If your bird(s) show clinical signs of a reportable disease such as avian influenza or virulent Newcastle disease, testing (e.g. blood samples or swab samples) may be required and those results will be shared with the State Veterinarian's Office.

After the Exhibition

- Refrain from attending another event with your birds for *at least* two weeks after returning from an exhibition,
- Isolate and observe birds for illness after returning home and before allowing contact with other animals,
 - The isolation/observation period for clinical signs of illness should be no fewer than 30 days.
 - Tend to the healthy birds that were kept at home first and then later to the isolated birds that attended the event.
- Clean and disinfect equipment, clothing, shoes, and vehicles/trailers that were at the exhibition,
 - Allow all cleaned and disinfected items to dry completely before re-use or restocking.
- If exhibitors or family members develop influenza-like illness, consult your healthcare provider as soon as possible:
 - Inform your health care provider of close contact with birds.
 - Ill people should avoid all contact with birds until they are fever-free for at least 24-hours without the use of fever-reducing medications.



Examples of Disinfectant Products*

- **1-Stroke Environ™** - germicidal detergent
- **Tek-trol™** - Disinfectant cleaner concentrate
- **Nolvasan® S** - Chlorhexidine diacetate
- **Clorox Regular Bleach** - EPA: 5873-50 (sodium hypochlorite 6.0%)
- **Lysol Power & Fresh Multi-purpose cleaner®** - EPA: 777-66 spray
- **Purell®** - hand sanitizer

**Disclaimer: Trade names used in this publication do not constitute a guarantee, warranty, or endorsement of the products, nor criticize similar products not mentioned. CDFA bears no responsibility for liability resulting from the use of the products. These procedures are not guaranteed to prevent highly contagious diseases from affecting your birds; however, they will reduce risks.*

CDFA Animal Health Branch

Headquarters - (916) 900-5002

Redding District - (530) 225-2140

Modesto District - (209) 491-9350

Tulare District - (559) 685-3500

Ontario District - (909) 947-4462

USDA-APHIS-VS (916) 854-3950 or (877) 741-3690

Photos courtesy of: Dr. Everardo Mendes (front), Pixabay (back left), and Camille Carey (back right)

For more information, please click the following:

[Animal Health Branch](#)
[Avian Health Program](#)